

DS 1996
LL



A4 NOTE BOOK

No. 595

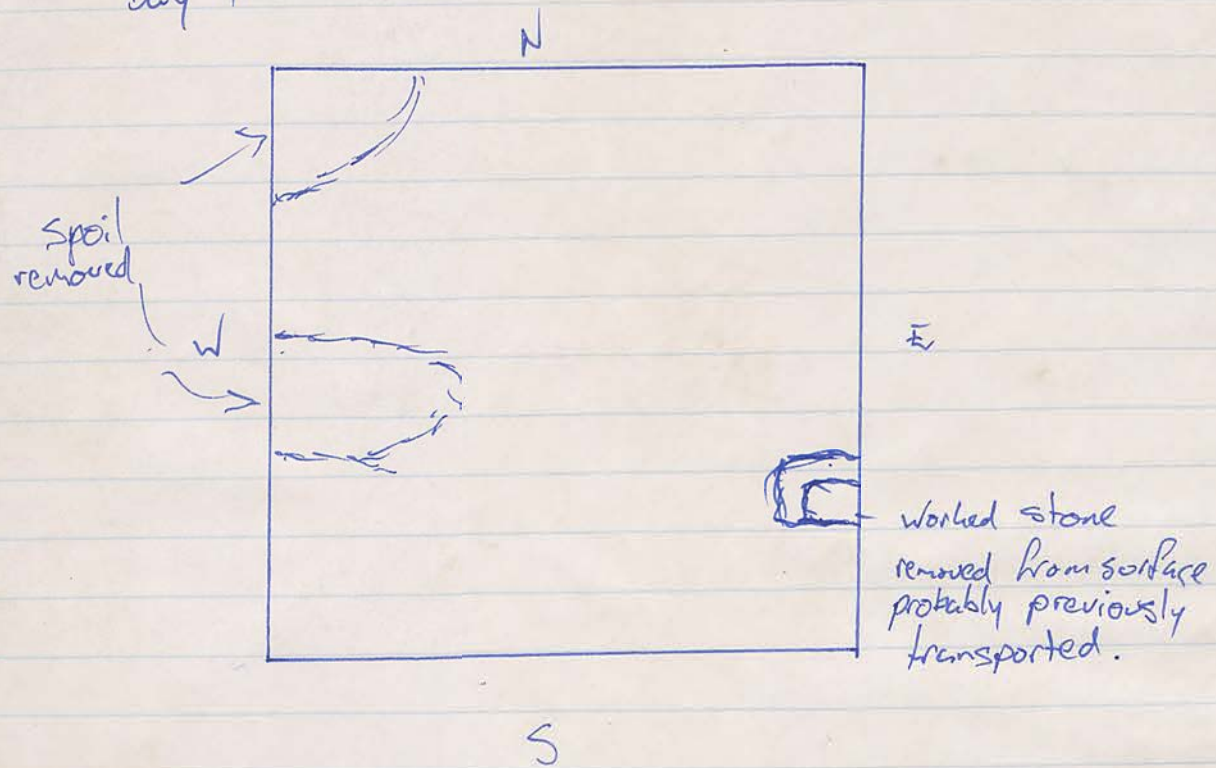
LOVE...
LIVE...

128114
\$2 75


+ 15/9 (MR)

TRENCH NO? 151/8

Day 1



DAY 2 ①



Day 1 15/9/96

Trench: 151/8

Trench started. Remove some spoil & surface rock. Spoil on SW. Some large rocks moved from surface at SE corner $\frac{1}{2}$ m north of southern line to eastern edge. Loose pottery on surface, mostly body sherds, probably transported with spoil. Spoil removed, proceed with topsoil. Obviously some spoil/topsoil mixed. 1 ~~small~~ medium bag of pottery

Day 2 16/9/96

Level ① started. Site slopes up to the North. Small pottery sherds, & predominant rocks uncovered from approx half way up to North end. Could be tumble from an expected wall north of the trench. Lead object found in SE corner 1.5m from south 1.5m from east depth 10-15 cm. Further work on south end has revealed similar rock tumble. 1 medium bag of pottery 1 lead metal object - small

17/9/96

Day 3 Level ① continuing. Small metal object found (rod) 1.3m from south & 0.6m from west.

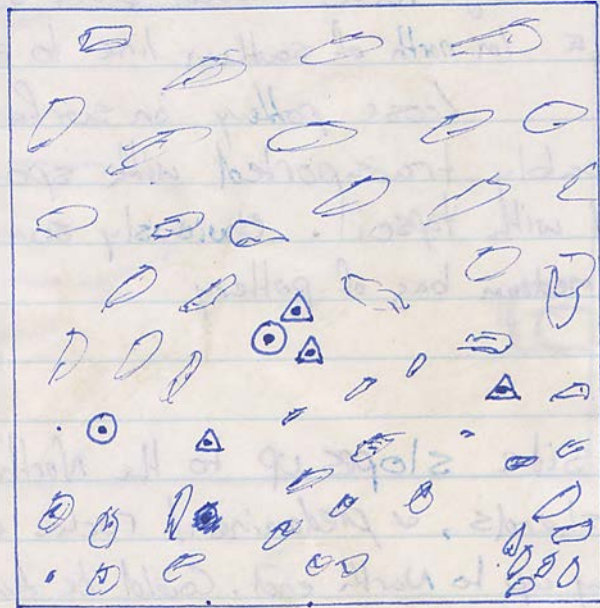
Cleaning around tumble for photograph in progress.

Level ② Photo of site taken; roll one (3), frames five & six. BONE FOUND, 1.4m from south x 0.7m east, after continuation from photo. Bone fragment also found 1.3m south x 1.1m W. & 2m E x 1.7m South. Layers of tumble continuing once initial layer removed. 1 large bag pottery 3 small bags bone 1 metal object 1 metal button

DIAGNOSTICS FOR DAY ① + DAY ② + DAY ③ ARE IN REAR OF BOOK.

DAY 3:

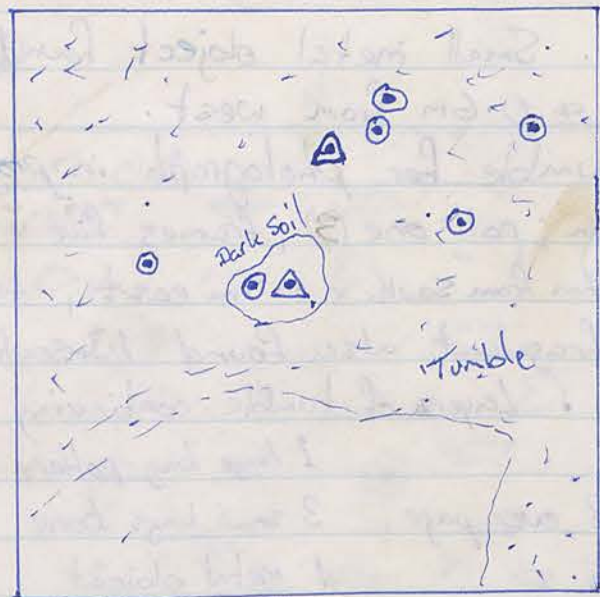
Level ① + Level ②



○ object ① + ②
 ▲ BONE ②

DAY 4:

Level ②



▲ BONE
 ○ Object

DAY 4 18/9/96

Level ② continuing. More bone fragments in centre of trench. General pottery.

Metal Object 1.1m West x 1.7m South

Soil change in centre - darker

Metal Object 0.9m West x 1.9m North

Metal Object 1.4m East x 0.9m North

Object found same location slightly deeper ② shell?

Small Metal object 0.6m East x 1.6m North nail?

Soil colour change to brown colour at north east corner - Possible floor, at depth of approx. 850mm, also increase in pottery may suggest similar.

Pottery object found 1m E x 1.5m N at approx 450mm depth.

-object is/was spherical with hole through centre.

DIAGNOSTICS 18/9/96

RIMS: 9x echinus bowl

1x mortarium

1x bowl

6x Jar

HANDLES: 1x strap handle + root

1x strap handle

1x strap handle root

BUSES: 1x Amphora jar

4x bowl

8x plate?

2x STOPS

Body sherds x 150

Pottery object list 19/9/96

BAG ① Level 2.

Rims: 2x orange coarseware plate rim.

6x echinus bowl

3x large coarseware pithos.

1x plain medium plate

2x fineware bowl

1x grooved medium plate

1x coarse jar rim?

1x large mortarium

1x grooved bowl rim

4 ~~x~~ plain rim bowl

4x medium jar rims?

Handles: 3 strap handle bases.

Bases: 5x ring plate

1x body sherd with 2 horizontal grooves

Stops x 2

Body Sherds x 110 includes cookware

BAG ② - Level ③

Rims: 2x echinus bowl

2x small fineware bowl

Handles: 2x strap handle bases

Bases: 3x Amphora toes

1x Ring base

1x single grooved body sherd


1x STOP

Body Sherds x 73

DAY 5

19/9/96

Trench 151/8



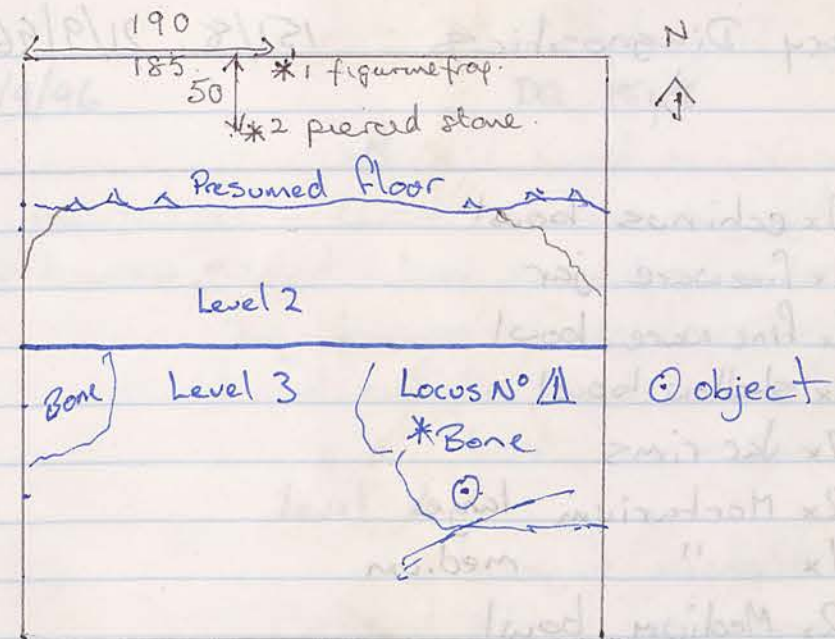
Level ② Removal of material in NE corner revealed a block of stone, possibly from expected wall to north of trench. More bone fragments in similar area to yesterday at north end. A floor level also seems to have been reached, with black soil patches.

*¹ 7.15 am. Figurine fragment found in northern baulk at depth of 35cm.

*² 7.30 am. Pierced stone (for weaving?) found on possible "floor" at *² at depth of 80cm from surface of N. baulk. (see diagram on next page)

151/8 (cont.)

19/9/86



Floor reached at northern end of trench. Photo to be taken when swept clean. Depth of 850mm. Photos: Roll 3, frames 15-17.
 Level ③: Iron object found 1.3m S x 1.3m E, 50cm depth.
 Locus ①

Level ③
 Block of stone, possibly from excavated wall to west of trench.
 This block is approximately 1.3m x 1.3m x 50cm.
 A floor level also seems to have been reached with this block in place.
 * This is a figurine fragment found in trench. It is 1.3m x 1.3m x 50cm.
 It is a pierced stone (figurine trap) found in trench.
 It is a pierced stone (figurine trap) found in trench.
 It is a pierced stone (figurine trap) found in trench.

Level ③
 Block of stone, possibly from excavated wall to west of trench.
 This block is approximately 1.3m x 1.3m x 50cm.
 A floor level also seems to have been reached with this block in place.
 * This is a figurine fragment found in trench. It is 1.3m x 1.3m x 50cm.
 It is a pierced stone (figurine trap) found in trench.
 It is a pierced stone (figurine trap) found in trench.
 It is a pierced stone (figurine trap) found in trench.

Pottery Diagnostics 151/8 21/9/96

HEAD

- RIMS :
- 10x echinus bowl
 - 1x fineware jar
 - 1x fine ware bowl
 - 1x shallow bowl
 - 7x Jar rims
 - 2x Mortarium large
 - 1x " medium
 - 2x Medium bowl

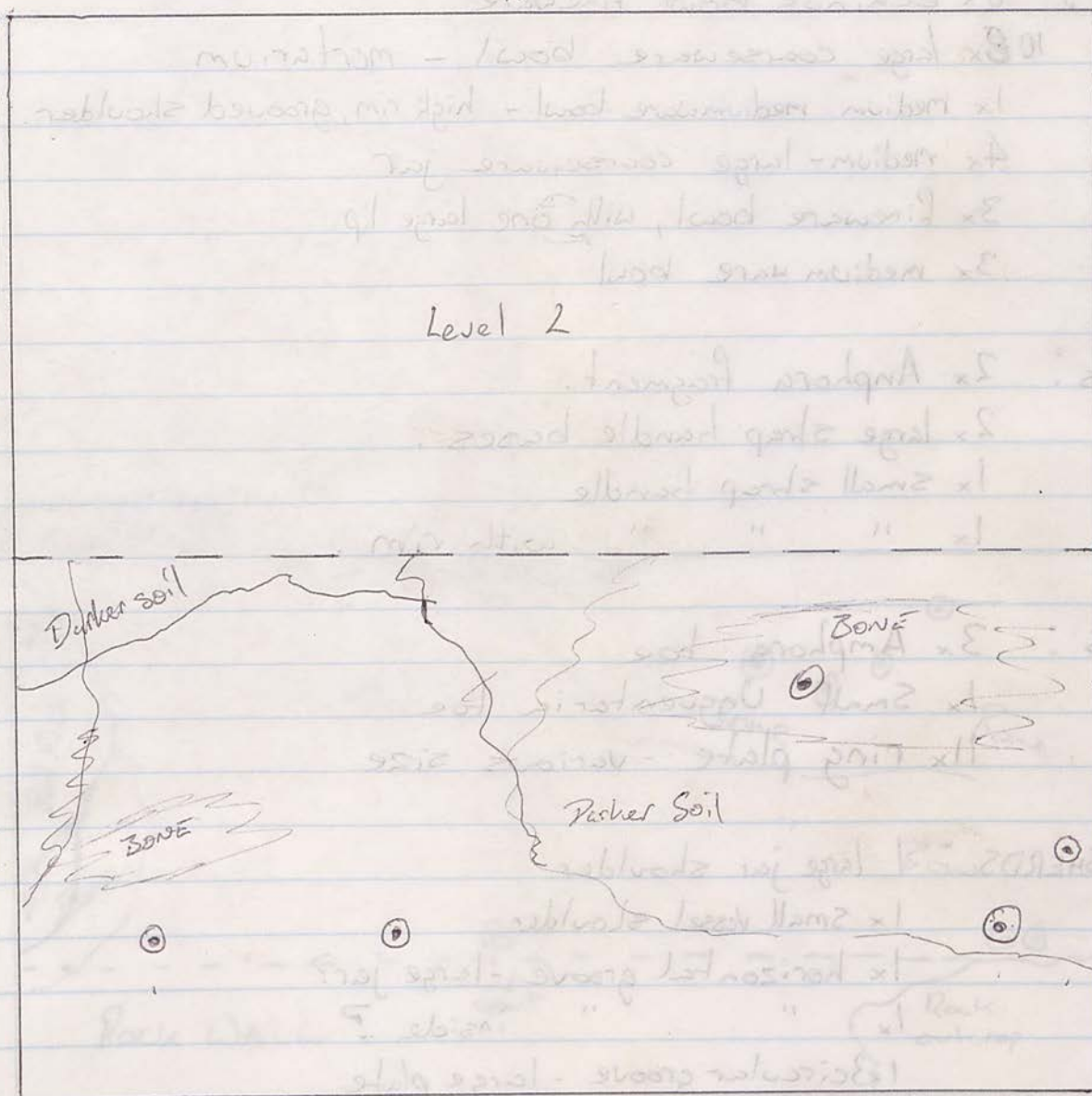
- HANDLES :
- 3x medium strap (cup)
 - 2x strap bases
 - 1x large round (partial)

- BASES :
- 16x ring
 - 1x amphora toe

Some Cooking ware Body Shards x 134

DAY 6 : 21/9/96

DQ 151/8



- Level 1
- Partial piece of figurine 1.5m S x 1.1m E.
 - Metal object 0.6m S x 0.5m W
 - Metal ring 0.9m S x 0.1m E
 - Patches of broken rock - small to medium pieces
 - Bone found frequently since start this morning.
 - Continuing broken rock + plenty of pottery, mainly body shards in this area, perhaps rubble for fill.
 - Lamp fragment 1.4m W x 0.6m S
 - Soil is quite dark with patches of darker soil.
 - Iron Object found 0.5m S x 0.6m E
 - White object found similar area - unsure of composition

*Calified Bone

22/9/96 Pottery Diagnostics 151/8

RIMS: 8x echinus bowl fineware
10x large coarseware bowl - mortarium
1x medium mediumware bowl - high rim, grooved shoulder.
4x medium-large coarseware jar
3x fineware bowl, with one large lip.
3x medium ware bowl

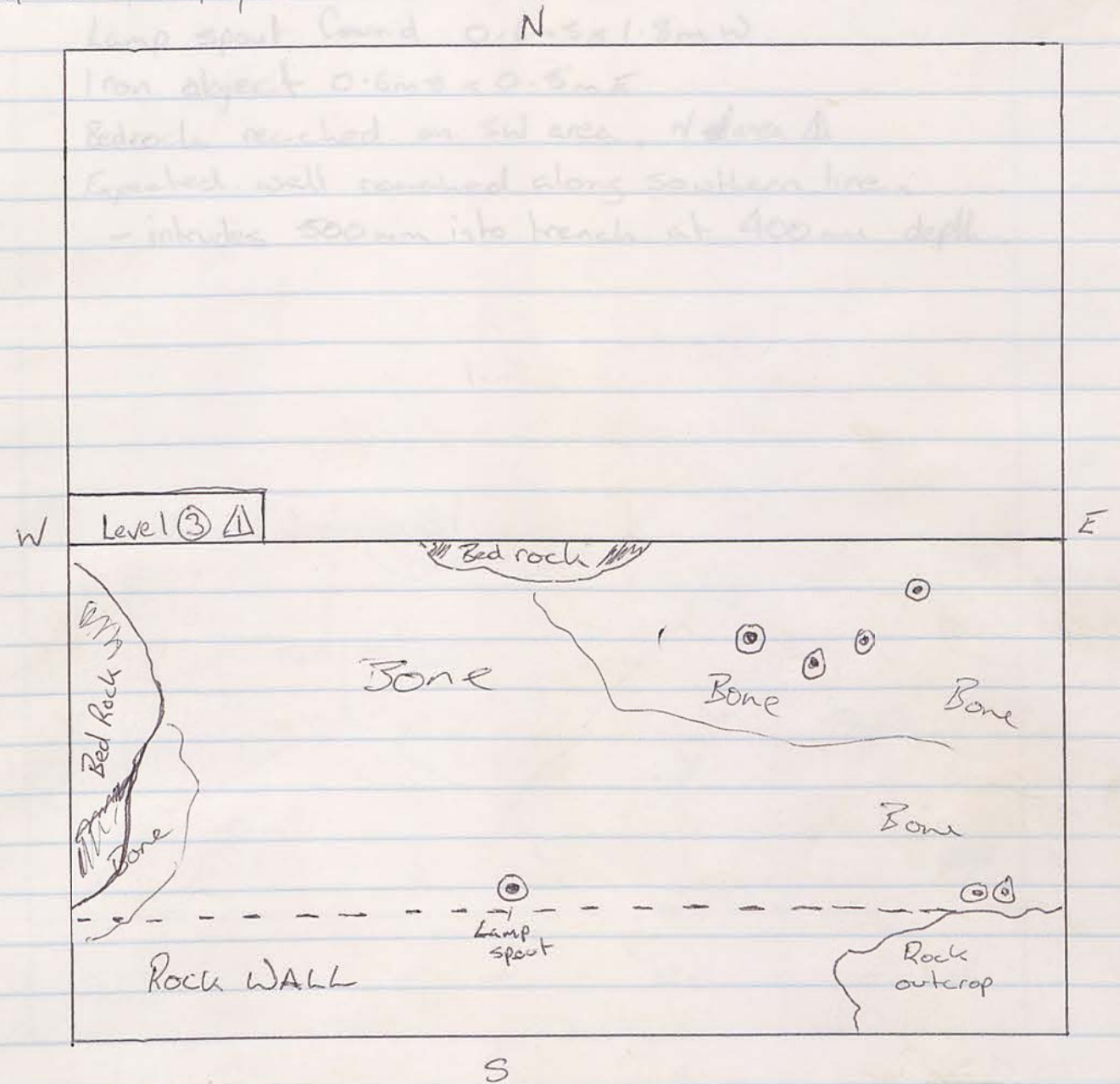
HANDLES: 2x Amphora fragment.
2x large strap handle bases.
1x small strap handle
1x " " " with rim.

BASES: 3x Amphora toe
1x Small Unguentaria toe
11x ring plate - various size

BODY SHERDS: 1 large jar shoulder
1x small vessel shoulder
1x horizontal groove - large jar?
1x " " " inside?
1x circular groove - large plate
1x wide groove - outside of plate.

2x STOPS Body Sherds x 291
contains cook ware

DAY 7 22/9/96



Work continuing on level 3 - Rock outcrop in SE corner may be associated with an expected wall lower in trench.
Metal slag? found 1.5m E x 0.8m S.
Soil colour return to slightly more brown, also less bone being found.
Figurine head found 1m E x 1.5m S
Metal Object found 0.8m E x 1.6m S (spearhead?) or chisel?
Metal object (Bronze) 1.2m E x 1.8m S (curved U)
Increase in bone - earth is quite loose + very fine
- Worked bone pieces. 0.6m S x 0.4m E

2291

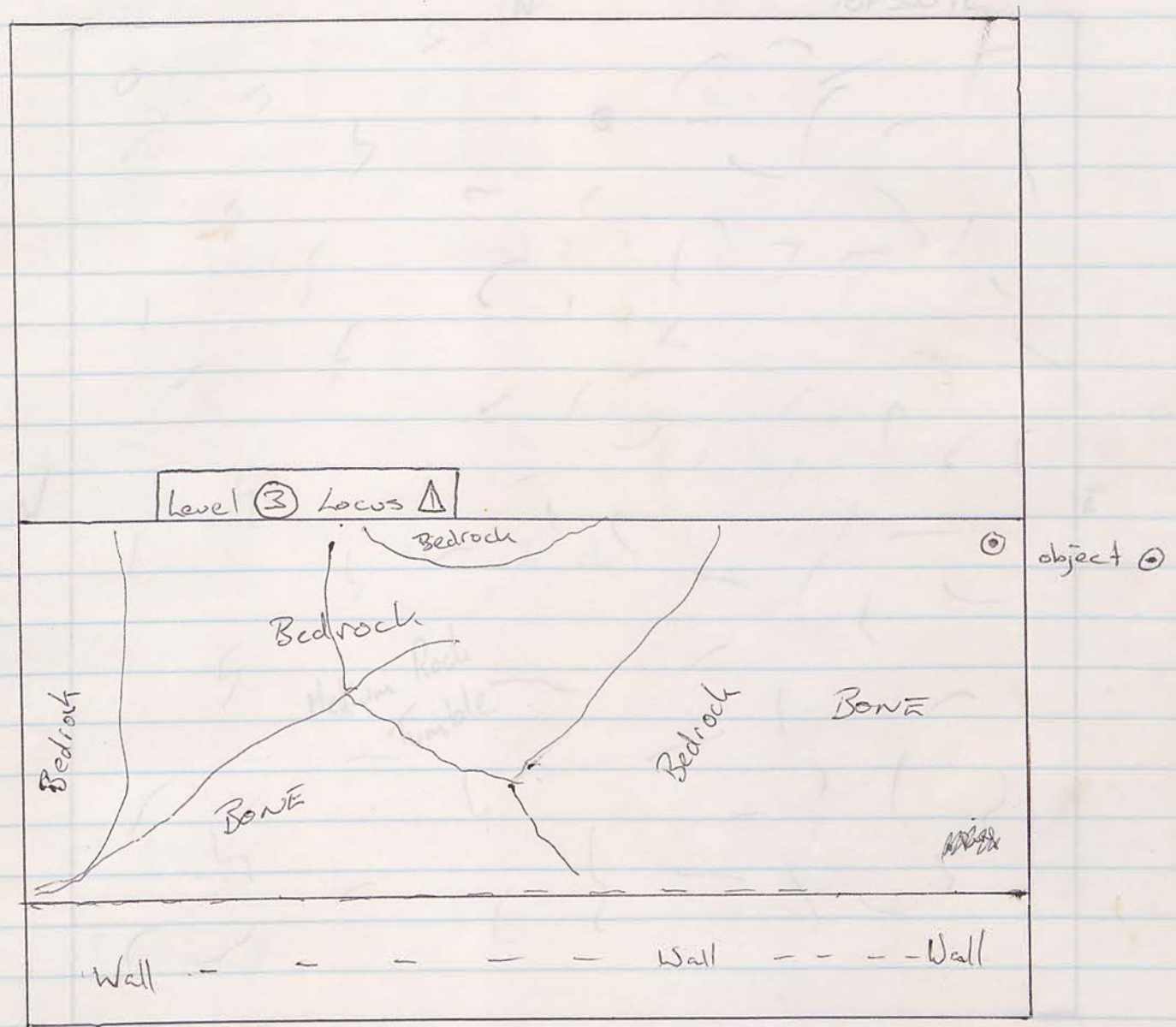
DAY 8 23/9/96
 151/8
 174/3
 TOPSOIL

DAY 8 23/9/96

151/8

174/3

TOPSOIL




My thoughts increase on the idea of this being fill, & the wall a retaining wall & level 2 being the actual floor level. due to the bedrock & pottery body sherds, bones, & ashy soil, & continual removal of small to medium rocks.

- Partial bronze ring 1.9 m South x 0.10 m East.
- Brown coloured earth found just above bedrock, ^{near wall} which bedrock is being uncovered over the ^{whole} trench. It is fairly dense & compacted (Brown Soil)
- Very small charcoal found 1.5 m W x 0.7 m S.
- Small amounts of pottery being found, mostly body sherds.


Cleaning commenced (of the bedrock & wall)
 Photos by Heather & Roll 1 Frames 10 & 11.

2/1/96 179/3




Very small cleared land for the trench. It is being excavated and the trench is a high bank on the east side. - Small amount of pottery found, mostly grey. - Clearing commenced at the bottom of the trench. Photos by Heather & Ball & Thomas 1996.

DAY 8 23/9/96 179/3



Topsoil being removed. Small amount of pottery
 Trench slopes up to the North Eastern corner.
 Glass piece 1.9m E x 0.4m N - green colour. Photograph by Thomas
 Photos taken 2.33.34.
 Bulk size is 600mm N-S x 24m E-W x 2m in height less
 the gutter side, which is the outcrop.
 Topsoil being removed slowly. No Pottery collected
 Topsoil + levels 1, 2, 3, 4, 5, 6, 7, 8, 9, 10, 11, 12, 13, 14, 15, 16, 17, 18, 19, 20, 21, 22, 23, 24, 25, 26, 27, 28, 29, 30, 31, 32, 33, 34, 35, 36, 37, 38, 39, 40, 41, 42, 43, 44, 45, 46, 47, 48, 49, 50, 51, 52, 53, 54, 55, 56, 57, 58, 59, 60, 61, 62, 63, 64, 65, 66, 67, 68, 69, 70, 71, 72, 73, 74, 75, 76, 77, 78, 79, 80, 81, 82, 83, 84, 85, 86, 87, 88, 89, 90, 91, 92, 93, 94, 95, 96, 97, 98, 99, 100, 101, 102, 103, 104, 105, 106, 107, 108, 109, 110, 111, 112, 113, 114, 115, 116, 117, 118, 119, 120, 121, 122, 123, 124, 125, 126, 127, 128, 129, 130, 131, 132, 133, 134, 135, 136, 137, 138, 139, 140, 141, 142, 143, 144, 145, 146, 147, 148, 149, 150, 151, 152, 153, 154, 155, 156, 157, 158, 159, 160, 161, 162, 163, 164, 165, 166, 167, 168, 169, 170, 171, 172, 173, 174, 175, 176, 177, 178, 179, 180, 181, 182, 183, 184, 185, 186, 187, 188, 189, 190, 191, 192, 193, 194, 195, 196, 197, 198, 199, 200, 201, 202, 203, 204, 205, 206, 207, 208, 209, 210, 211, 212, 213, 214, 215, 216, 217, 218, 219, 220, 221, 222, 223, 224, 225, 226, 227, 228, 229, 230, 231, 232, 233, 234, 235, 236, 237, 238, 239, 240, 241, 242, 243, 244, 245, 246, 247, 248, 249, 250, 251, 252, 253, 254, 255, 256, 257, 258, 259, 260, 261, 262, 263, 264, 265, 266, 267, 268, 269, 270, 271, 272, 273, 274, 275, 276, 277, 278, 279, 280, 281, 282, 283, 284, 285, 286, 287, 288, 289, 290, 291, 292, 293, 294, 295, 296, 297, 298, 299, 300, 301, 302, 303, 304, 305, 306, 307, 308, 309, 310, 311, 312, 313, 314, 315, 316, 317, 318, 319, 320, 321, 322, 323, 324, 325, 326, 327, 328, 329, 330, 331, 332, 333, 334, 335, 336, 337, 338, 339, 340, 341, 342, 343, 344, 345, 346, 347, 348, 349, 350, 351, 352, 353, 354, 355, 356, 357, 358, 359, 360, 361, 362, 363, 364, 365, 366, 367, 368, 369, 370, 371, 372, 373, 374, 375, 376, 377, 378, 379, 380, 381, 382, 383, 384, 385, 386, 387, 388, 389, 390, 391, 392, 393, 394, 395, 396, 397, 398, 399, 400, 401, 402, 403, 404, 405, 406, 407, 408, 409, 410, 411, 412, 413, 414, 415, 416, 417, 418, 419, 420, 421, 422, 423, 424, 425, 426, 427, 428, 429, 430, 431, 432, 433, 434, 435, 436, 437, 438, 439, 440, 441, 442, 443, 444, 445, 446, 447, 448, 449, 450, 451, 452, 453, 454, 455, 456, 457, 458, 459, 460, 461, 462, 463, 464, 465, 466, 467, 468, 469, 470, 471, 472, 473, 474, 475, 476, 477, 478, 479, 480, 481, 482, 483, 484, 485, 486, 487, 488, 489, 490, 491, 492, 493, 494, 495, 496, 497, 498, 499, 500, 501, 502, 503, 504, 505, 506, 507, 508, 509, 510, 511, 512, 513, 514, 515, 516, 517, 518, 519, 520, 521, 522, 523, 524, 525, 526, 527, 528, 529, 530, 531, 532, 533, 534, 535, 536, 537, 538, 539, 540, 541, 542, 543, 544, 545, 546, 547, 548, 549, 550, 551, 552, 553, 554, 555, 556, 557, 558, 559, 560, 561, 562, 563, 564, 565, 566, 567, 568, 569, 570, 571, 572, 573, 574, 575, 576, 577, 578, 579, 580, 581, 582, 583, 584, 585, 586, 587, 588, 589, 590, 591, 592, 593, 594, 595, 596, 597, 598, 599, 600, 601, 602, 603, 604, 605, 606, 607, 608, 609, 610, 611, 612, 613, 614, 615, 616, 617, 618, 619, 620, 621, 622, 623, 624, 625, 626, 627, 628, 629, 630, 631, 632, 633, 634, 635, 636, 637, 638, 639, 640, 641, 642, 643, 644, 645, 646, 647, 648, 649, 650, 651, 652, 653, 654, 655, 656, 657, 658, 659, 660, 661, 662, 663, 664, 665, 666, 667, 668, 669, 670, 671, 672, 673, 674, 675, 676, 677, 678, 679, 680, 681, 682, 683, 684, 685, 686, 687, 688, 689, 690, 691, 692, 693, 694, 695, 696, 697, 698, 699, 700, 701, 702, 703, 704, 705, 706, 707, 708, 709, 710, 711, 712, 713, 714, 715, 716, 717, 718, 719, 720, 721, 722, 723, 724, 725, 726, 727, 728, 729, 730, 731, 732, 733, 734, 735, 736, 737, 738, 739, 740, 741, 742, 743, 744, 745, 746, 747, 748, 749, 750, 751, 752, 753, 754, 755, 756, 757, 758, 759, 760, 761, 762, 763, 764, 765, 766, 767, 768, 769, 770, 771, 772, 773, 774, 775, 776, 777, 778, 779, 780, 781, 782, 783, 784, 785, 786, 787, 788, 789, 790, 791, 792, 793, 794, 795, 796, 797, 798, 799, 800, 801, 802, 803, 804, 805, 806, 807, 808, 809, 810, 811, 812, 813, 814, 815, 816, 817, 818, 819, 820, 821, 822, 823, 824, 825, 826, 827, 828, 829, 830, 831, 832, 833, 834, 835, 836, 837, 838, 839, 840, 841, 842, 843, 844, 845, 846, 847, 848, 849, 850, 851, 852, 853, 854, 855, 856, 857, 858, 859, 860, 861, 862, 863, 864, 865, 866, 867, 868, 869, 870, 871, 872, 873, 874, 875, 876, 877, 878, 879, 880, 881, 882, 883, 884, 885, 886, 887, 888, 889, 890, 891, 892, 893, 894, 895, 896, 897, 898, 899, 900, 901, 902, 903, 904, 905, 906, 907, 908, 909, 910, 911, 912, 913, 914, 915, 916, 917, 918, 919, 920, 921, 922, 923, 924, 925, 926, 927, 928, 929, 930, 931, 932, 933, 934, 935, 936, 937, 938, 939, 940, 941, 942, 943, 944, 945, 946, 947, 948, 949, 950, 951, 952, 953, 954, 955, 956, 957, 958, 959, 960, 961, 962, 963, 964, 965, 966, 967, 968, 969, 970, 971, 972, 973, 974, 975, 976, 977, 978, 979, 980, 981, 982, 983, 984, 985, 986, 987, 988, 989, 990, 991, 992, 993, 994, 995, 996, 997, 998, 999, 1000.


E/PFI



Topsoil being removed slowly. However, need to be careful of pottery
 level above up to the north corner level
 cross piece. P. 1. 2. 3. 4. 5. 6. 7. 8. 9. 10. 11. 12. 13. 14. 15. 16. 17. 18. 19. 20. 21. 22. 23. 24. 25. 26. 27. 28. 29. 30. 31. 32. 33. 34. 35. 36. 37. 38. 39. 40. 41. 42. 43. 44. 45. 46. 47. 48. 49. 50. 51. 52. 53. 54. 55. 56. 57. 58. 59. 60. 61. 62. 63. 64. 65. 66. 67. 68. 69. 70. 71. 72. 73. 74. 75. 76. 77. 78. 79. 80. 81. 82. 83. 84. 85. 86. 87. 88. 89. 90. 91. 92. 93. 94. 95. 96. 97. 98. 99. 100.

DAY 9 24/9/96

151/8



Cleaning of whole trench continuing for photograph by Bronwyn.
 Photos taken. ~~Roll NO. 34 FRAMES~~


B.W. 2. 33, 34.

Baulk size is 600mm N-S x 24m E-W + 2m in height from the southern side, which is the courtyard?

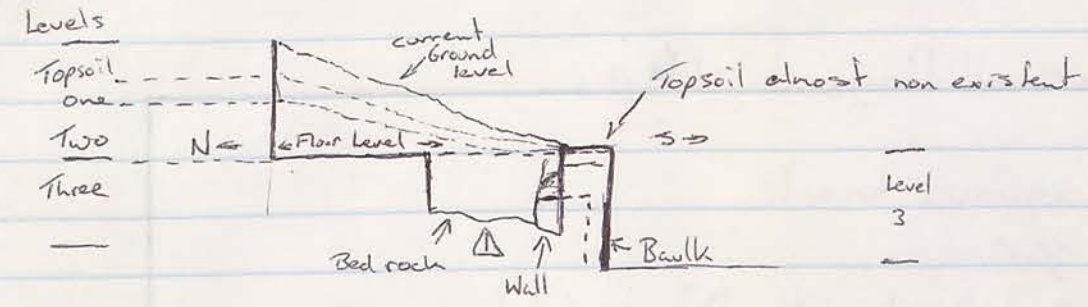
Topsoil being removed slowly. No Pottery collected
 Topsoil + levels 1st, really almost non-existent, as floor level seems to be already passed, due to slope of the ground.
 Now it is level 3



21/21 21/21 P 20




24/9/46 cont'd 151/8



about 100m of topsoil on the slope of the baulk
 Small amount of topsoil on the baulk

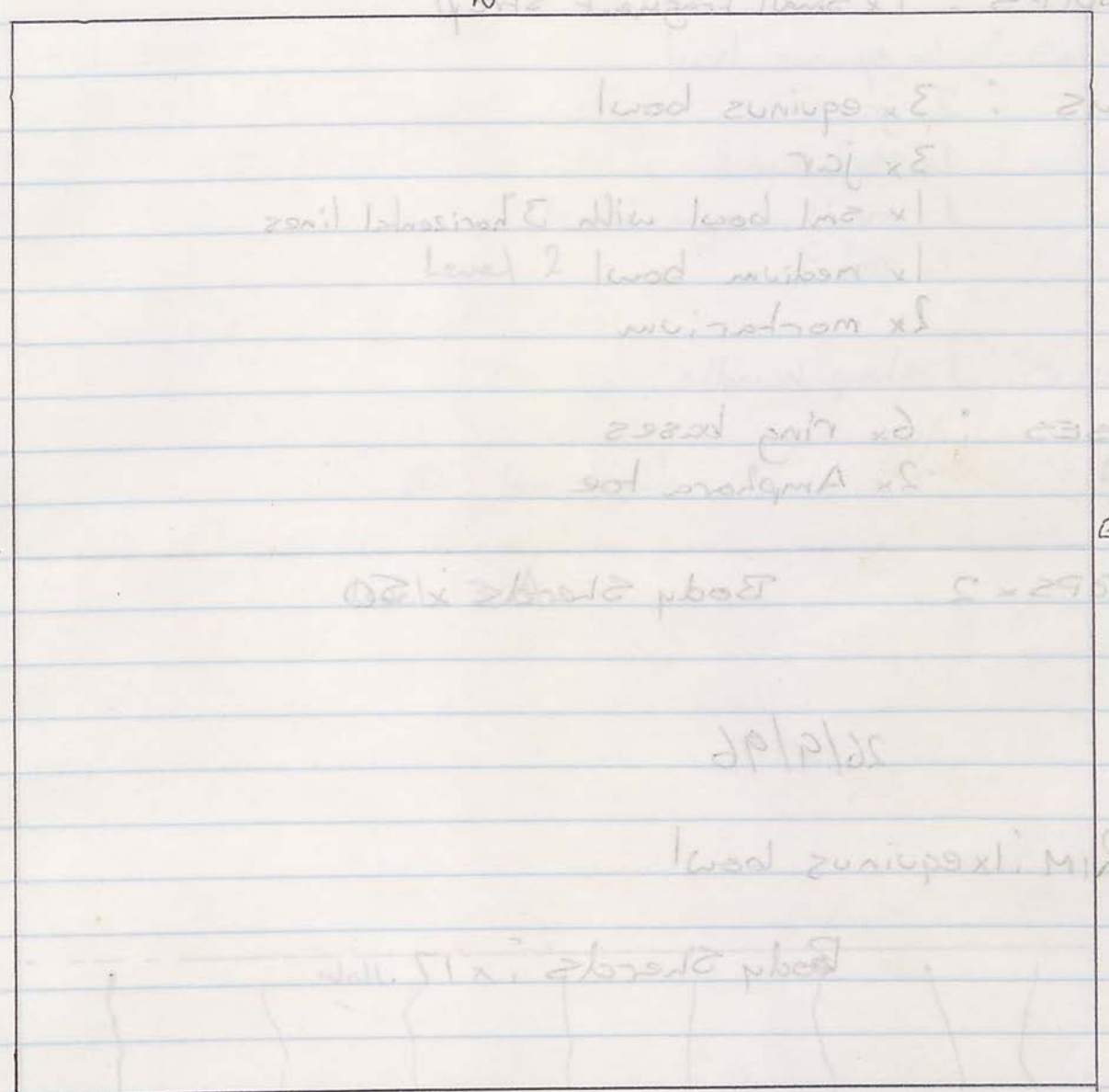
How it is level
 to be cleared, but due to slope of the ground
 topsoil & level of the wall, it was not possible to clear the area
 topsoil being removed. No further collected
 the southern side which is the contour?
 Baulk size is 100m N-S x 24m E-W + 10m in height
 Photos taken. ~~at the site~~
 21/21 21/21 P 20

8/12/18 11:00 AM



DAY 9 24/9/96

POTTERY 22/9/96



Work continuing on Topsoil for photo of exposed tumble.
Small amounts of pottery found.

Removal of rubble to expose wall with continuing
level 3. Sherd. 22/9/96
Base Ring found 1.7m from east on wall
Wall needed to be 0.8m thick shell/ball.
Re-existing floor level found in Sit corner' noted as it
naturally occurs in surrounding landscape
24/9 - Rubble adjoining to existing bench removed
26/9 - Sand cleared for photo on Saturday Photo No 310 2.2-4

POTTERY 25/9/96 E 151/8

HANDLES : 1 x small fragment strap

RIMS : 3 x equinus bowl
3 x jar
1 x sm bowl with 3 horizontal lines
1 x medium bowl
2 x mortarium

BASES : 6 x ring bases
2 x Amphora toe

STOPS x 2 Body Sherds x 50

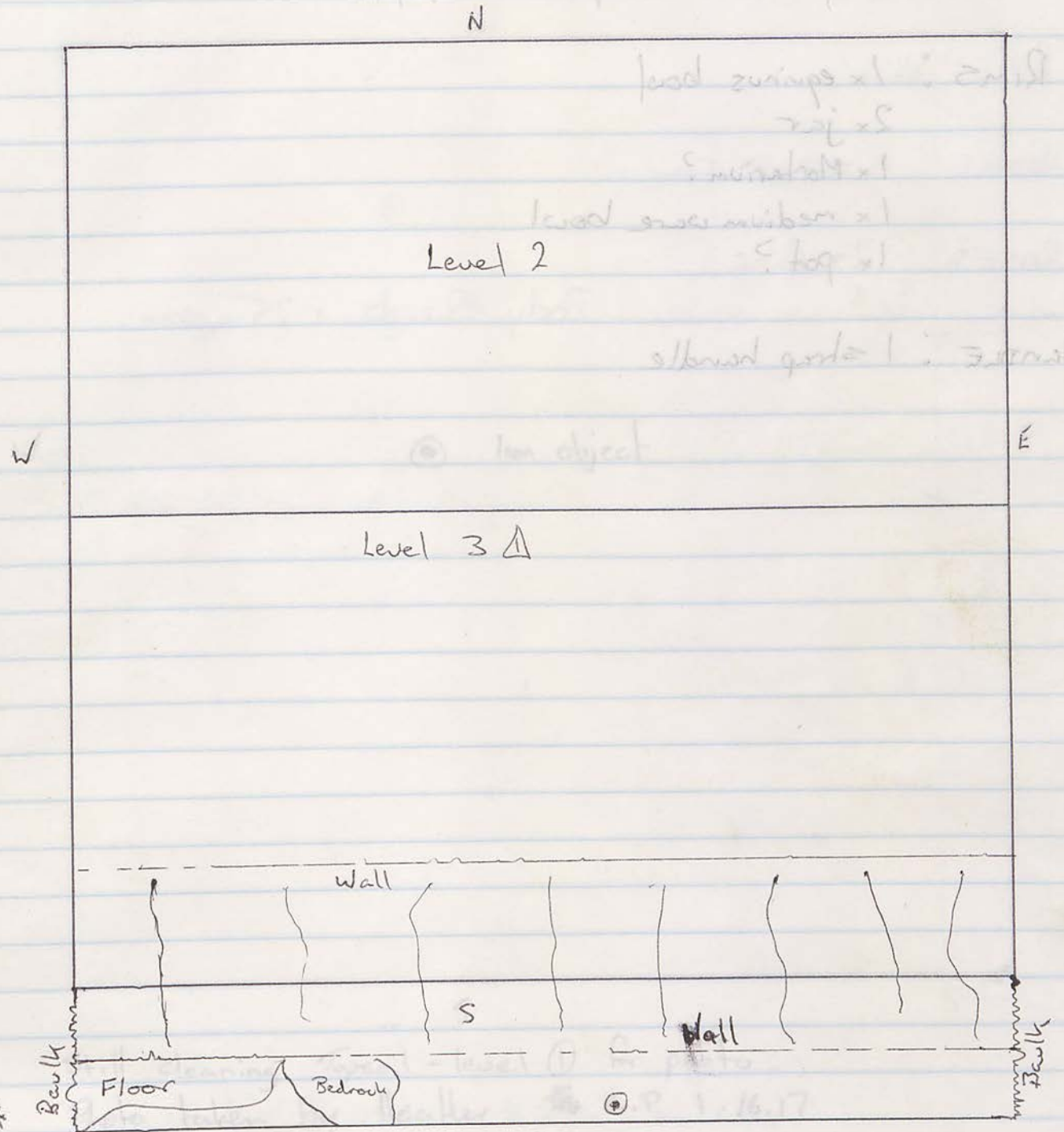
26/9/96

RIM : 1 x equinus bowl

Body Sherds : x 17.

Day 10 25/9/96

151/8



**

Removal of baulk to expose south wall continuing.
Level 3. Straight finish today.
Bronze Ring found 1.7m from east on baulk
Wall revealed to be 0.8m thick North/South.
Pre-existing floor level found in SW corner; removed, as was
previously done in surrounding courtyard.

Day 11


Day 11 - Baulk adjoining to easterly bench removed,
26/9 Trench cleared for photo on Saturday Photo Nos BW 7.2-4

POTTERY

179/3 25/9/96

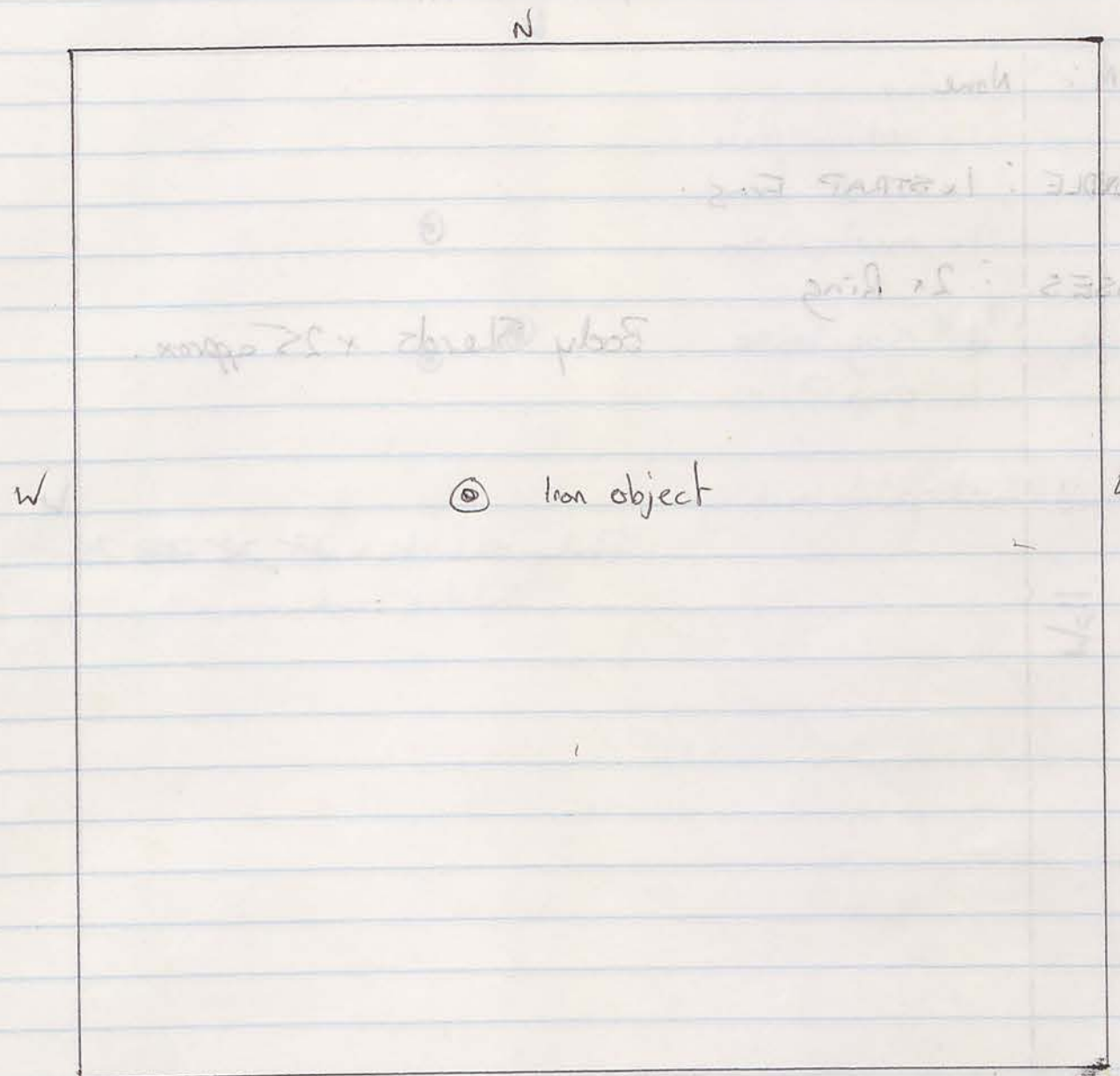
- RIMS : 1x equinus bowl
- 2x jar
- 1x Mortarium?
- 1x medium ware bowl
- 1x pot?

HANDLE : 1 strap handle



Day 10 25/9/96

179/3



Still cleaning Topsoil - level ① for photo.
 Photo taken by Heather ~~the~~ C.P. 1.16.17
 Iron object found in centre of trench.

2 objects, 1 base ring, iron pipe, Mortarium?
 Iron object 17cm x 11cm
 Well measured as expected clay system built

POTTERY

179/3

26/9/96

Rim: None


HANDLE: 1x STRAP Frag.

BASES: 2x Ring

Body Sherds x 25 approx.

Day 11 26/9/96

179/3



Work on level 2 continues slowly -

object found 1.4m W x 1.2m E

2x objects; Brass ring, iron piece 1.4m W x 0.7m N

Iron object 1.7m E x 1.1m N

Wall uncovered as expected along eastern baulk.

POTTERY

15/2 26/9/96

RIMS: 1x Jar
1x medium plate
1x small bowl
1x mortarium

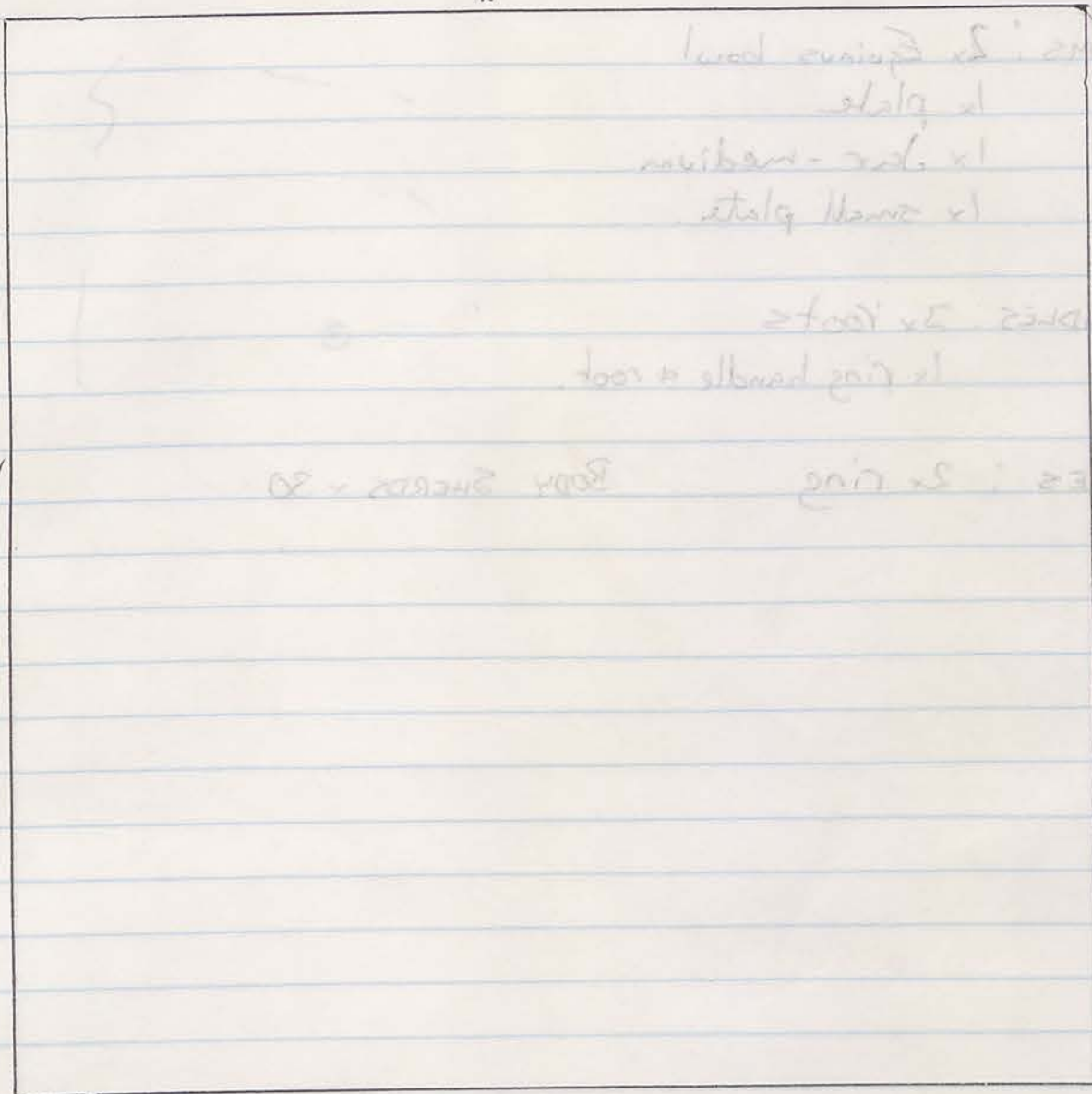
BASIS: 4 ~~4~~ ring base
1x cup?

Body sherd x1 with paint markings

Body sherds x 23 ~~24~~ ~~23~~ 24
includes cookware x1

Day 11 26/9/96

15/2



Level 1 Topsoil being removed, edges marked out.
~~Photo taken by~~
Trench slopes up to the North East.
Tumble through out the trench.

POTTERY

151/2

28/9/96

RIMS: 2x Equinus bowl
1x plate
1x Jar - medium
1x small plate.

HANDLES: 3x roots
1x ring handle + root.

BASES: 2x ring

BODY SHERDS x 30


*the bottom edge, however find Level 1 level
photos taken CP 1.35-36
Level 2 commenced.*

151/2

28/9/96

Level 1

N



Level 1 continuing

Object 1.2m N x 1.2m W - seed.

Φ photos taken CP 1.35-36

Level 2 commenced.

POTTERY

179/3

28/9/96

RIMS : 1x Jar
1x equinus bowl
1x Double edge? bowl?

BASE : 1x RING (PLATE)

BODY SHERDS x 27.
1 piece cookware

179/3

28/9/96

Level ②

N

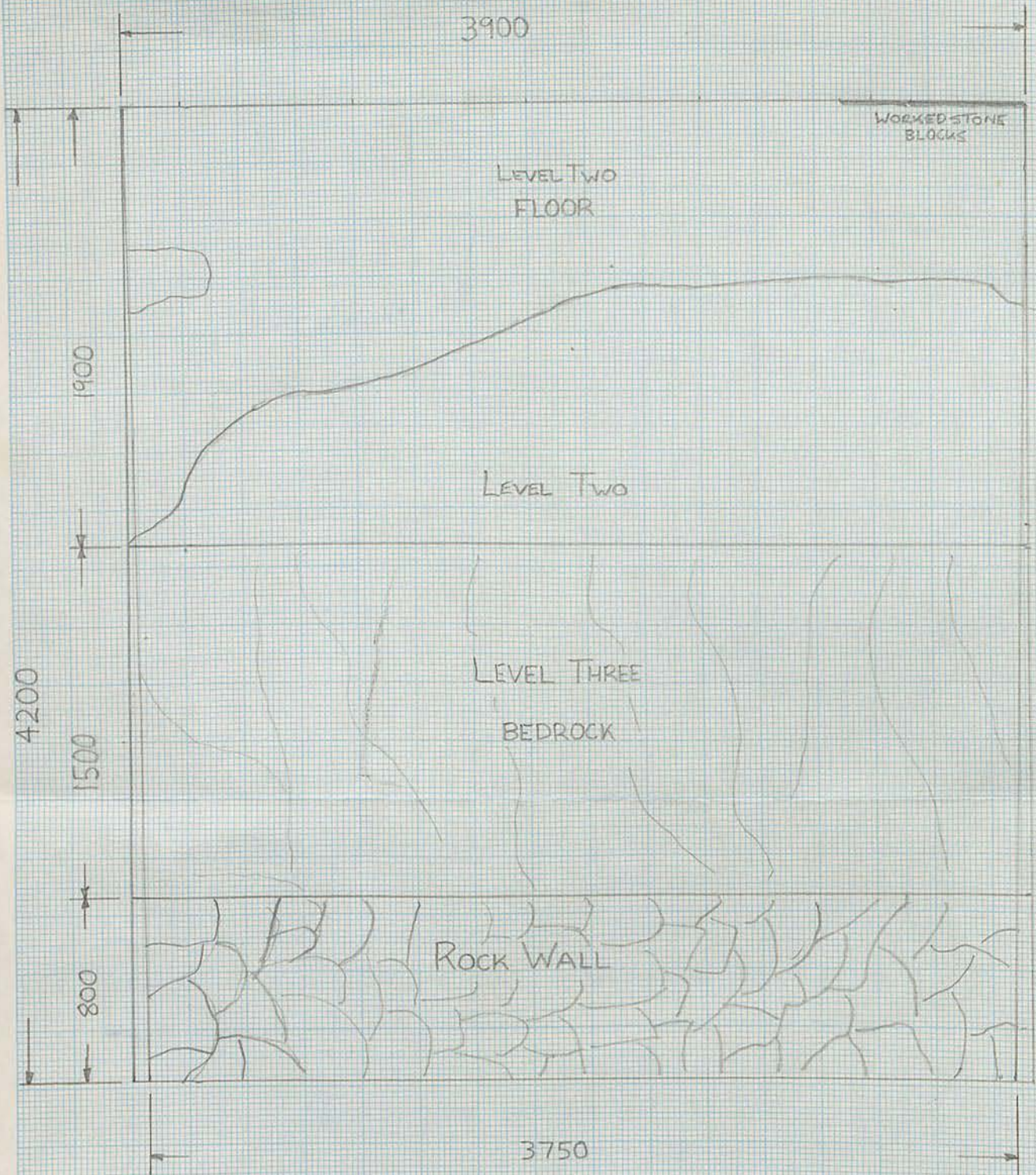


Continuing work in NE corner on level ②.

Possible wall in NE

Possible Floor level found mainly SE -

depth?

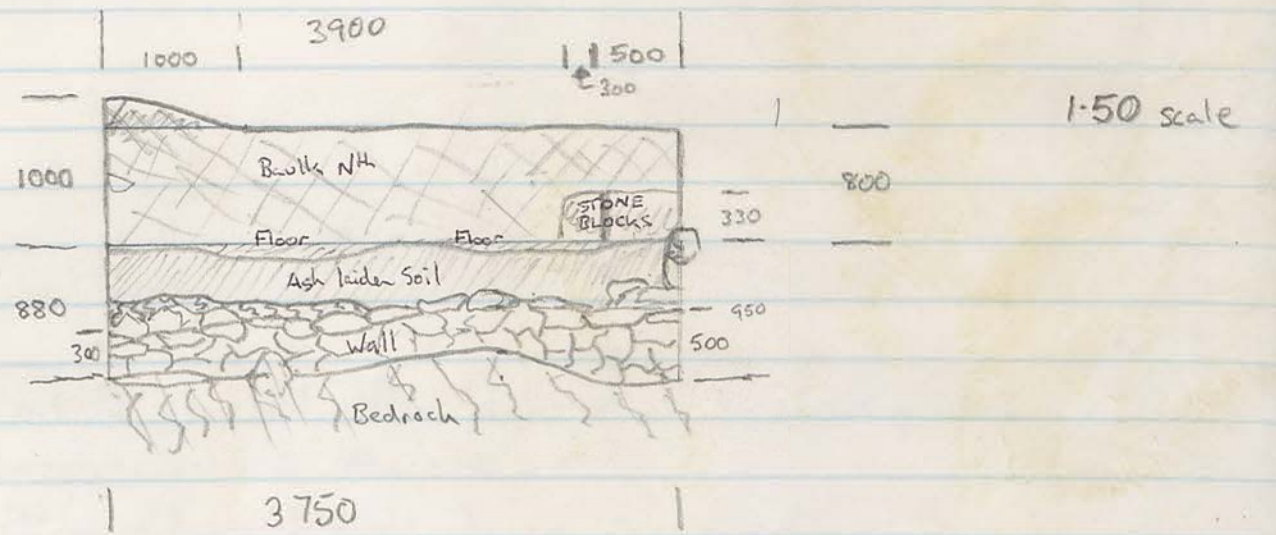
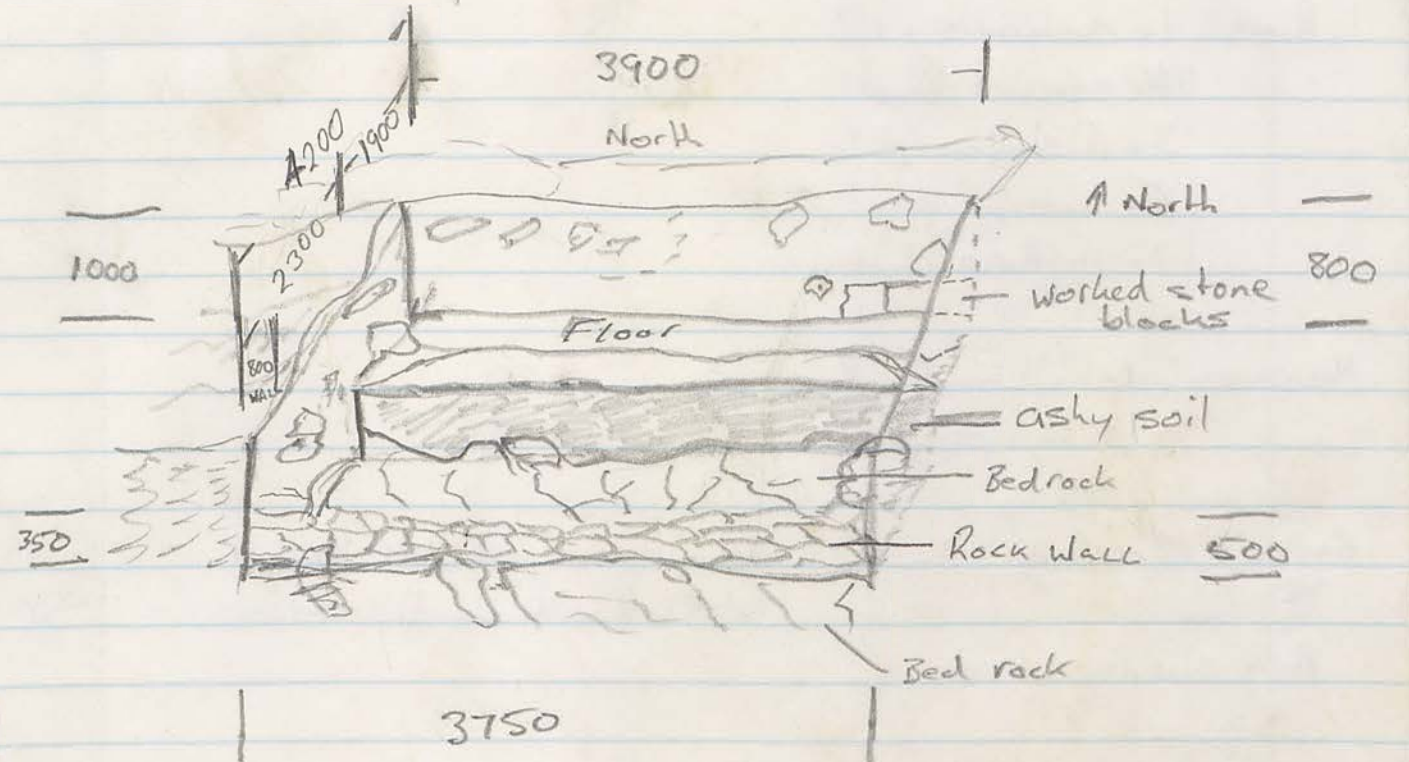


DOMESTIC QUATER
TRENCH NO: 151/8

SCALE 1:25

LUKE LAFFAN

151/8 Dimensions



POTTERY

151/2

29/9/96

Rims: 1x Mortarium + 1?

7x equinus bowl

3x (1) shallow plate

4x medium bowl

3x shallow plate

HANDLES: 1 strap handle frag

1 round strap

BASES: 2x ring

2x coarseware shoulder frag

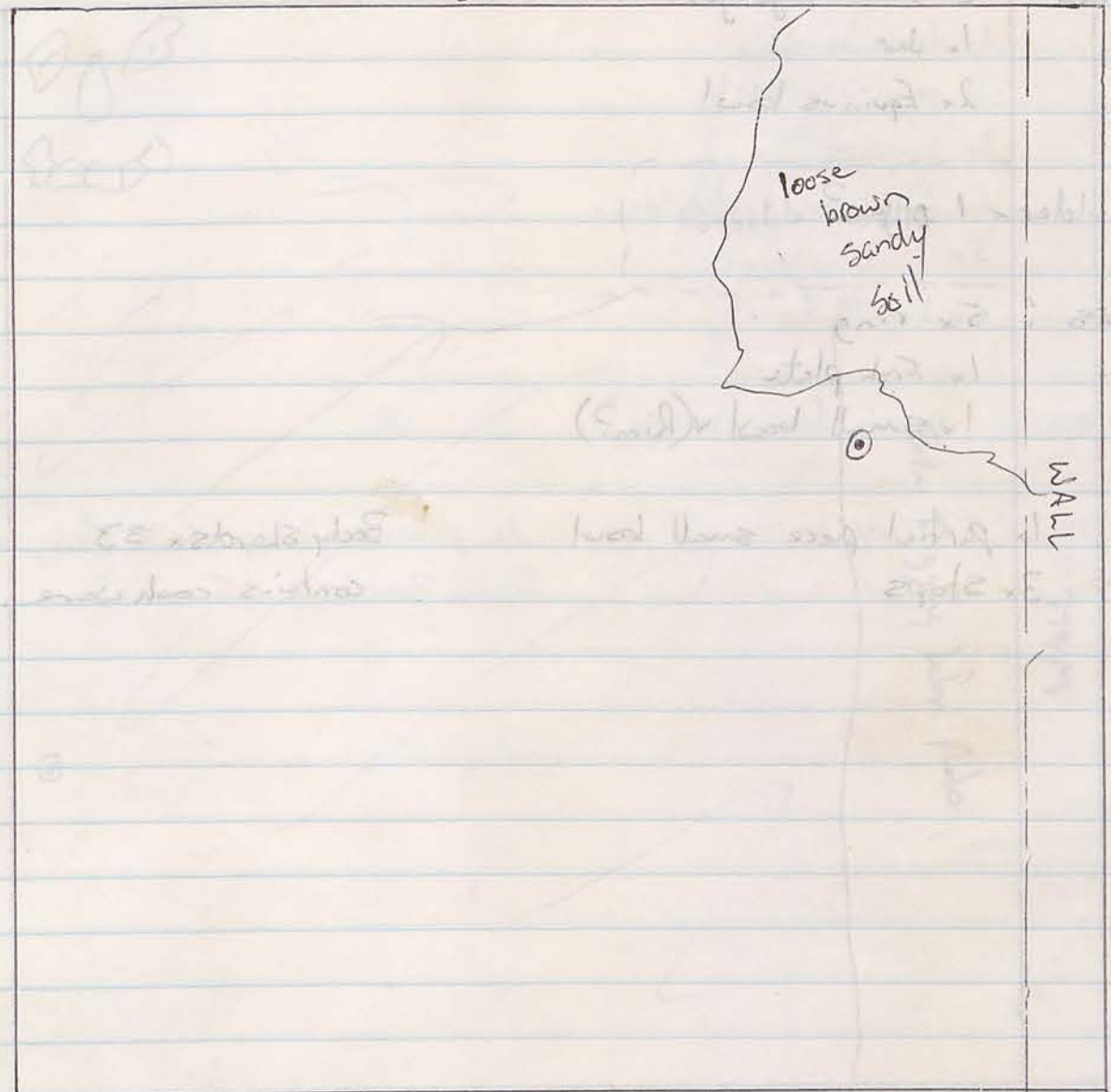
1x sherd with inside stripes

BODY SHERDS x 70.

Day 13

151/2

29/9/96



Level ② started after photo shoot by myself yesterday.

Iron object 1.6m N x 0.9 m E

Medium → large tangle being removed.

Eastern wall uncovered, as anticipated.

I've been offered 3 wives, a joke I'm sure, I hope.

An area of loose soil, brown, slightly sandy & in the North East other areas are lighter & more rocky, clumpy dirt.

POTTERY

179/3

29/9/96

RIMS: 2x Double edge jar
1x Jar
2x Equinus bowl

Shoulder x 1 jar?

BASES: 5x ring
1x Fish plate
1x small bowl (Rim?)

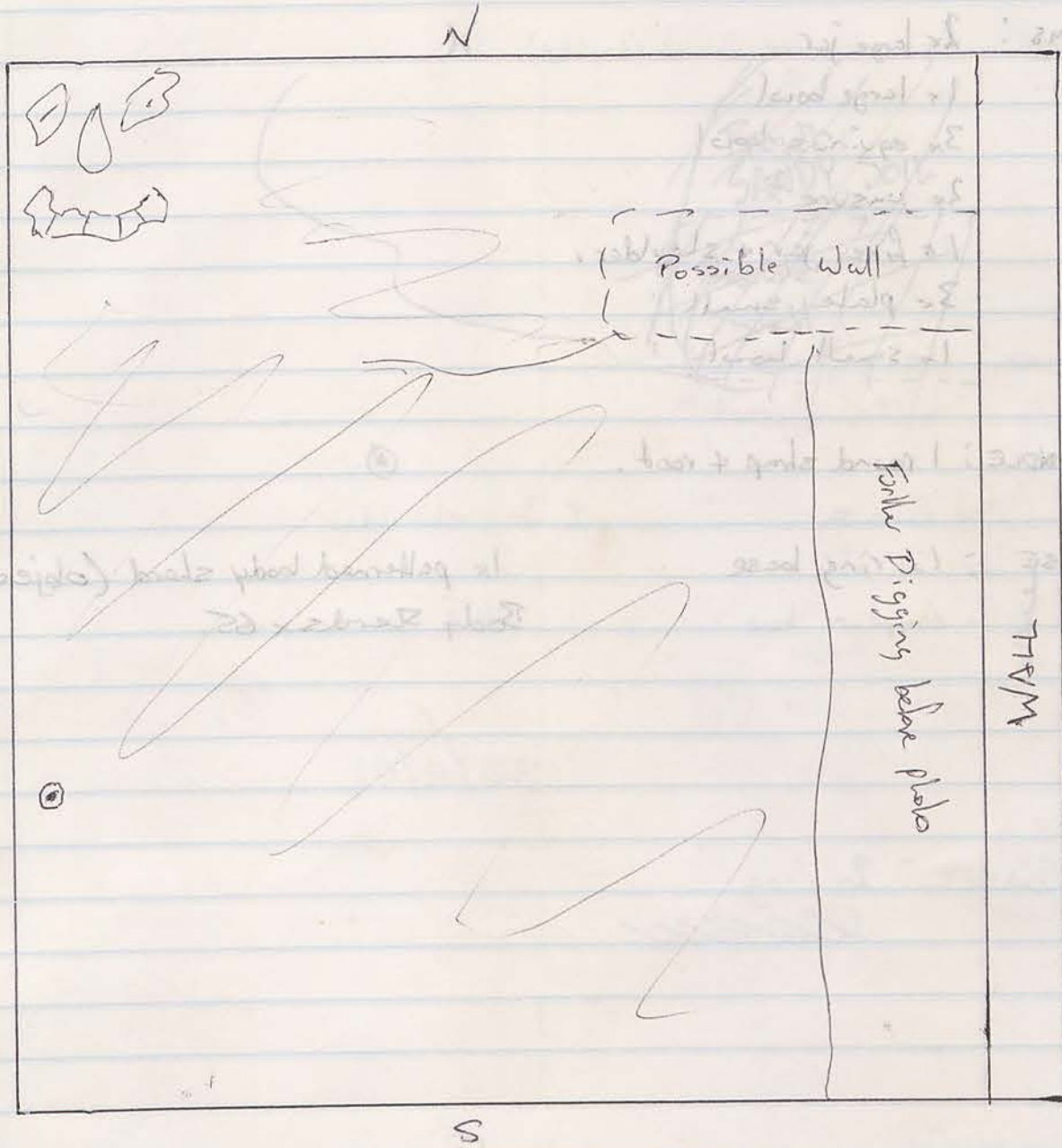
1x partial piece small bowl
3x Stops

Body sherds x 33
contains cook ware.

Day 13

179/3

29/9/96



Level 2

Floor level being swept for photo.

Photo Taken CP 1.37.

Floor? being removed, similar height to 151/8. * what depth?

Broken material, limestone, under floor.

Object - glass? 1.2m S x 0.2m W

POTTERY

151/2 30/9/96

- RIMS : 2x large jar
- 1x large bowl
- 3x equinus bowl
- 2x unsure?
- 1x fine jar + shoulder
- 3x plate small
- 1x small bowl

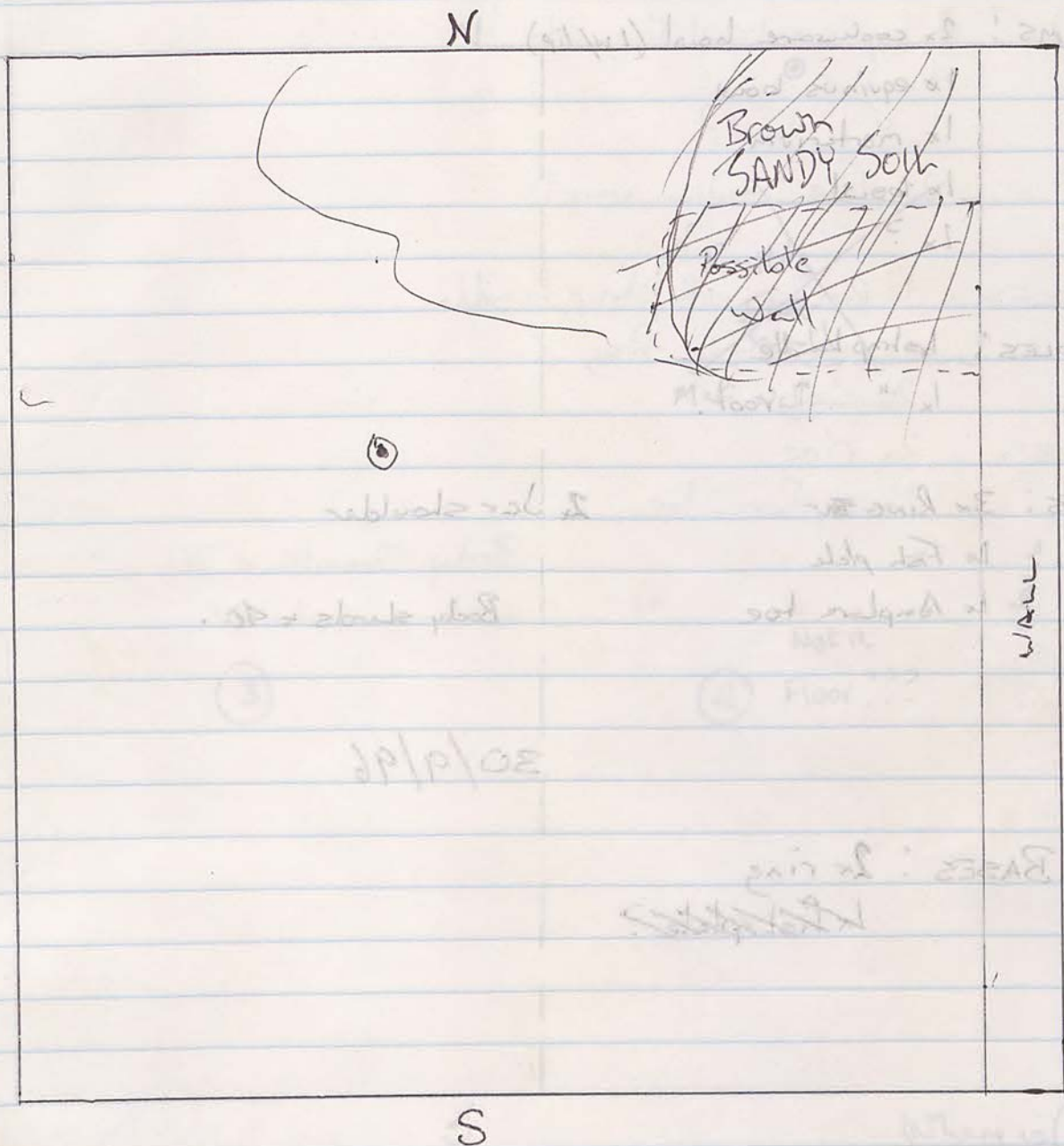
HANDLE : 1 round strap + root.

BASE : 1x ring base 1x patterned body shard (object)
 Body shards x 65

Day 14

151/2

30/9/96



Level ② started through floor
 Metallic or Glass object 1.5m N x 1.4m W

Trench divided, containing dig on bottom left

Pottery

179/3

1/10/96

RIMS: 2x earthenware bowl (1 w/lip)

1x equinus bowl

1x mortarium

1x bowl

1x ?

HANDLES: 1x strap handle

1x " " root.

BASES: 3x ring

1x fish plate

1x Amphora toe

2x Jar shoulder

Body sherds ~ 40.

30/9/96

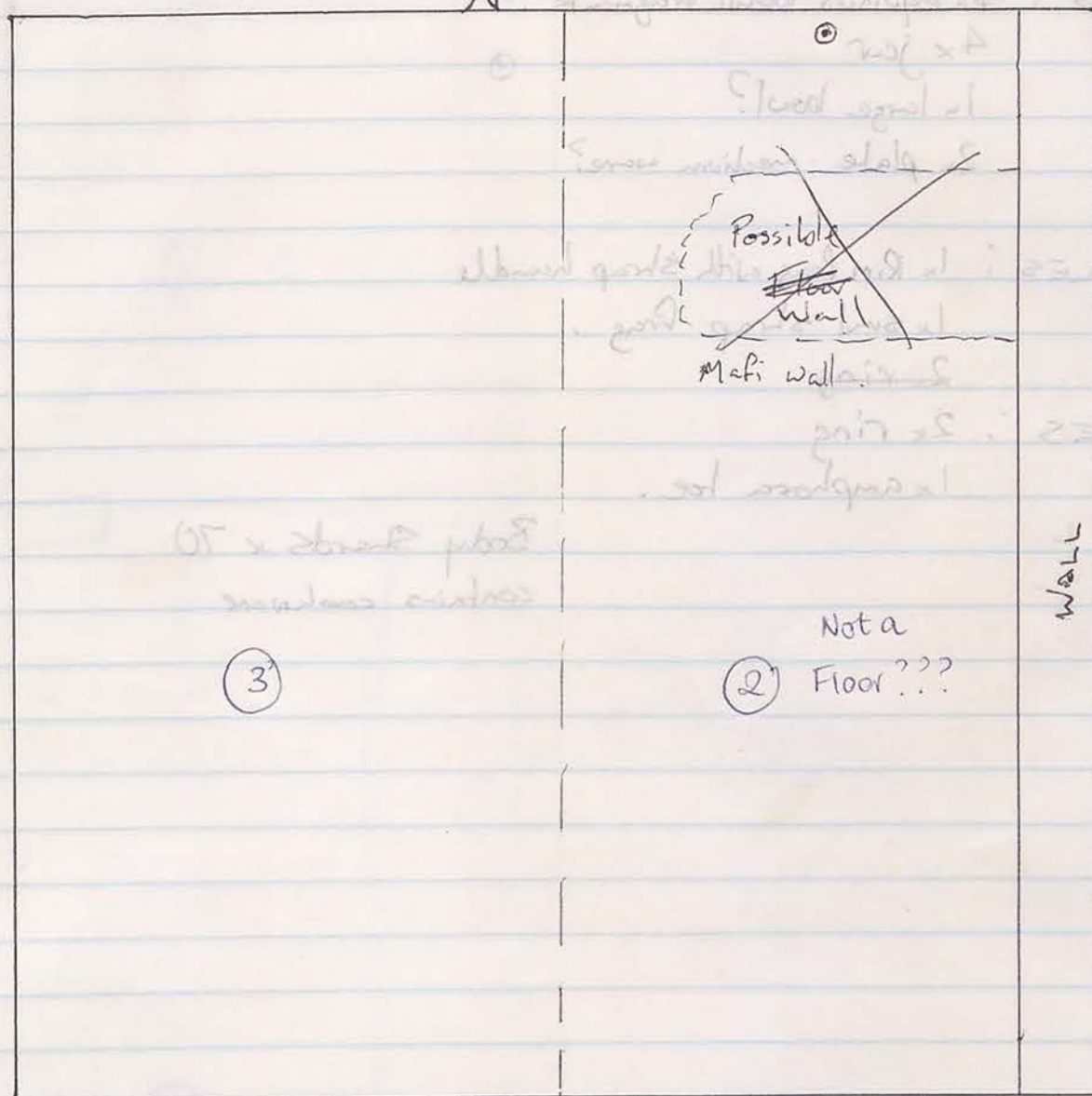
BASES: 2x ring

1x fish plate?

Day 14

179/3

30/9/96



Level ③ started through floor

Bronze Pin 1m x 0.1m N

Trench divided, continuing dig on Western half.

Where is ③

POTTERY

151/2 PTI 1/10/96

RIMS : 4x equinus bowl fragments
4x jar
1x large bowl?
2x plate - medium ware?

HANDLES : 1x Rim frag with strap handle
1x small strap frag.
2x ring

BASES : 2x ring
1x amphora toe.


Body Shards x 70
contains cookware

30/9/96


Day 15

151/2

1/10/96



Level 3 continuing
Wall Plaster piece found 1.8m W x 0.2m N
Very rocky throughout. = tumble



Level 3 locus Δ
 Increase in pottery in south western area.

- 1. Low clay band
- 2. Ceramic paraphernalia
- 3. Possible well in ditch with well in opposite trenches
- 4. Metal or glass beads
- 5. Bone found South area

Room 1	4x4 yard	1x large bowl?	2x plate medium size?
Room 2	6x8 yard with steep bank	6x1 bowl	2x ring
Room 3	2x ring	2x ring	2x ring
Room 4	2x ring	2x ring	2x ring

Level 3 locus Δ
 Increase in pottery in south western area.

Rims : 5x bowl

1x snl bowl

4x Jar

2x plate

3x equinus bowl

1x unknown

Handles : 1x strap

1x body shard w/ concentric rings

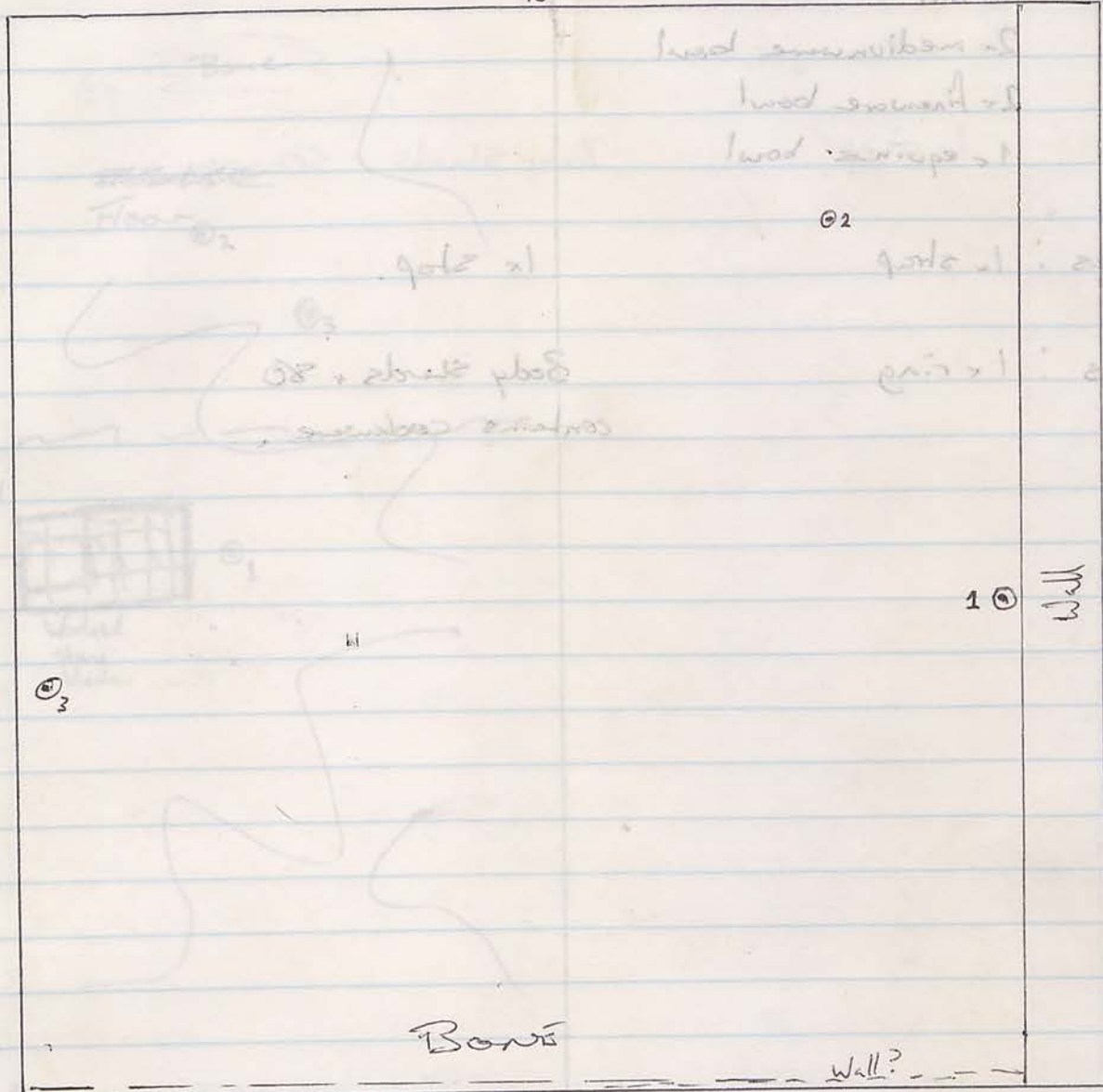
1x unknown

Bases : 7x ring

1x stop

contains cookware

body sherds x 50 approx



Level 2

Possible wall being investigated in South bank

Slightly further down in trench seems to be less rocky.

Loose brown soil seems to continue in the NE.

The pottery from this area has been/is unaffected by limestone.

1 Iron Ring found 1.8m S x 0.4m E

2 Ceramic piece (figurine?) w/ possible writing? 1m E x 0.8m N

The possible wall is direct line with wall in opposite trenches.

3 Metal or Glass bead

Bone found South area

POTTERY

179/3 2/10/96.

Rims : 1x Jar
2x mediumware bowl
2x fineware bowl
1x equine bowl

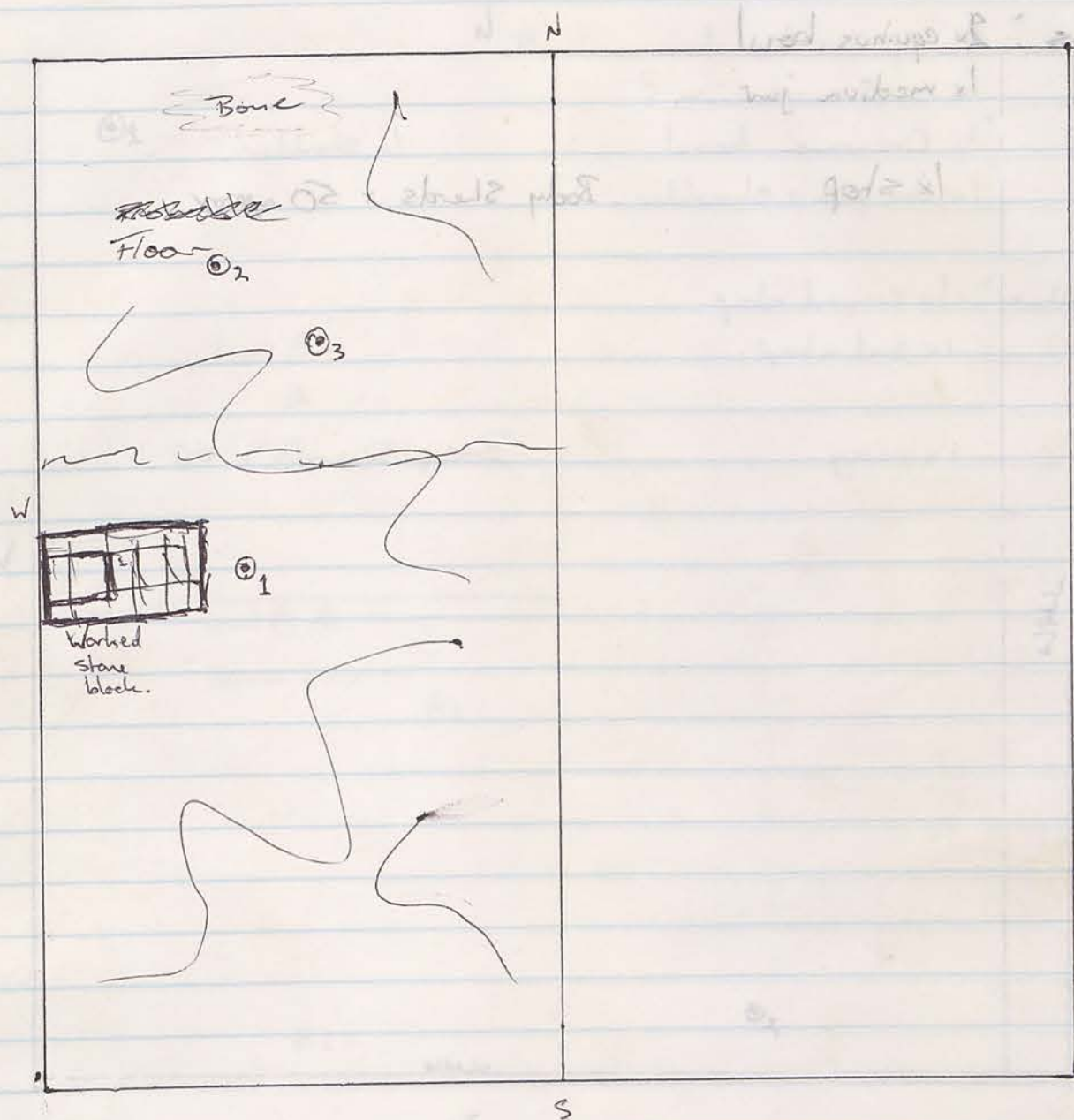
Handles : 1x strap 1x stop.

Bases : 1x ring Body sherds + 80
contains cookware.

Day 16 2/10/96

179/3 2/10/96

2/10/96 POTTERY



Level 3 Δ

- 1 Iron object found 0.8m W x 2m S
Floor reached in NW area depth? 1.0m (approx!)
- 2. Brass object 0.8m N x 0.7m W
Floor at depth of approximately 1m.
- 3. Lamp fragment? 1.1m N x 1.1m W

POTTERY

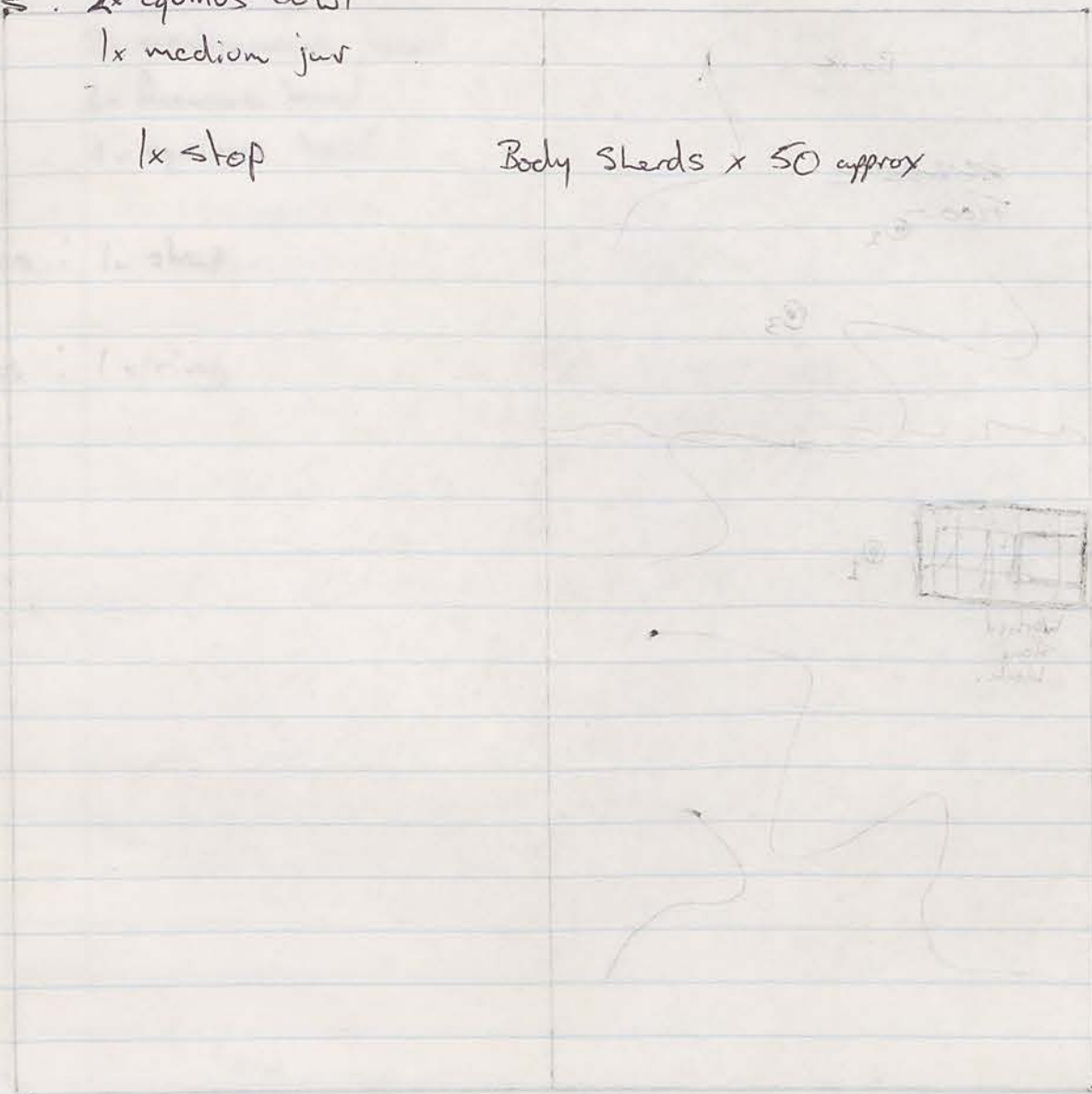
151/2

3/10/96

Rings: 2x equinus bowl
1x medium jar

1x stop

Body Shards x 50 approx

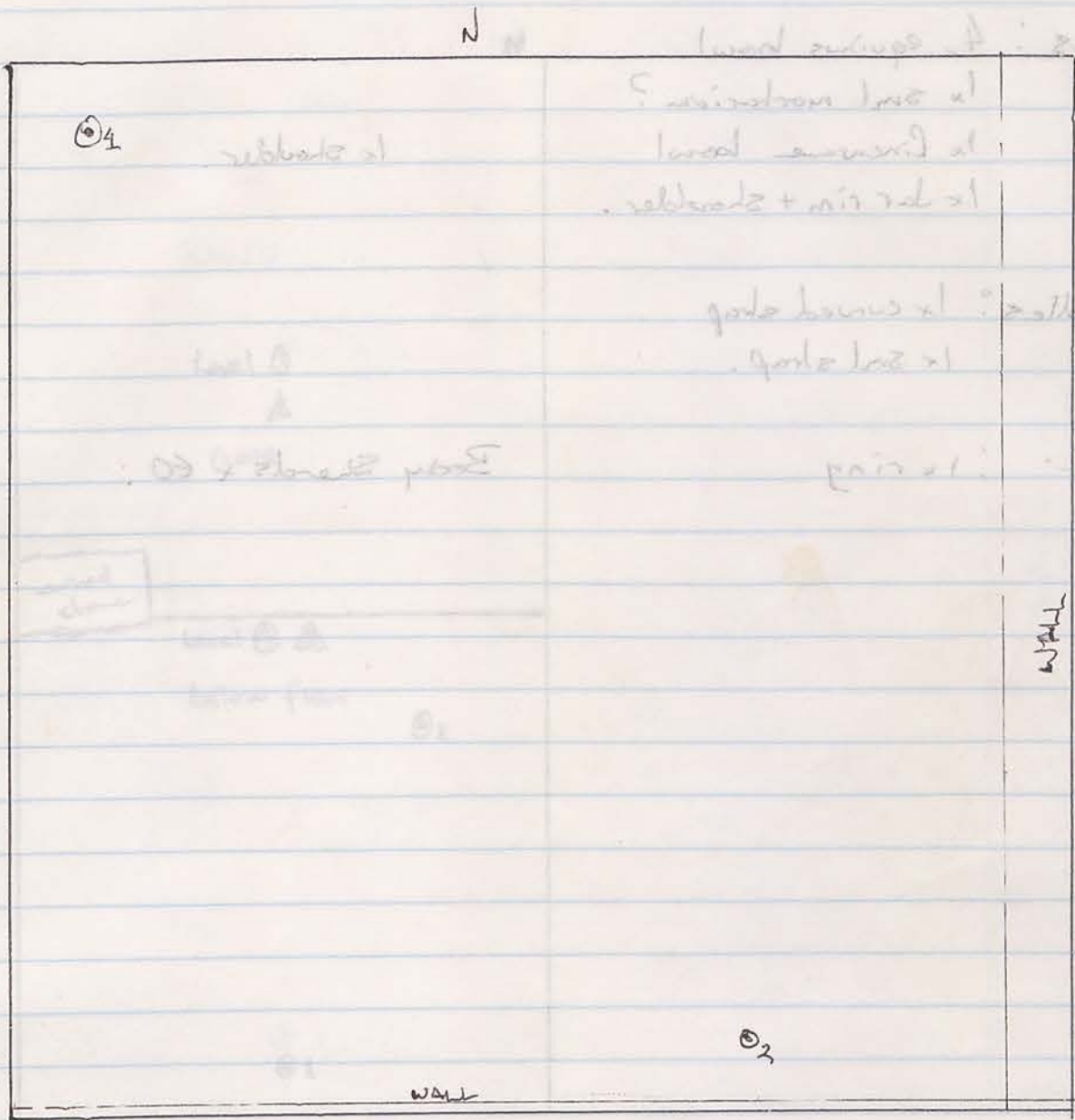


DAY 17

3/10/96

151/2

3/10/96



Level 2

- 1 Bronze Pin NW corner, exact location not known.
- 2 Plaster 1.3m Ex 0.3m S

Level 4

- 1 long shallow depression in ground, in block A
- 2 Bronze object 1.5m x 0.5m

RIMS: 4x equinus bowl
 1x sml mortarium?
 1x linenware bowl
 1x Jar rim + shoulder.

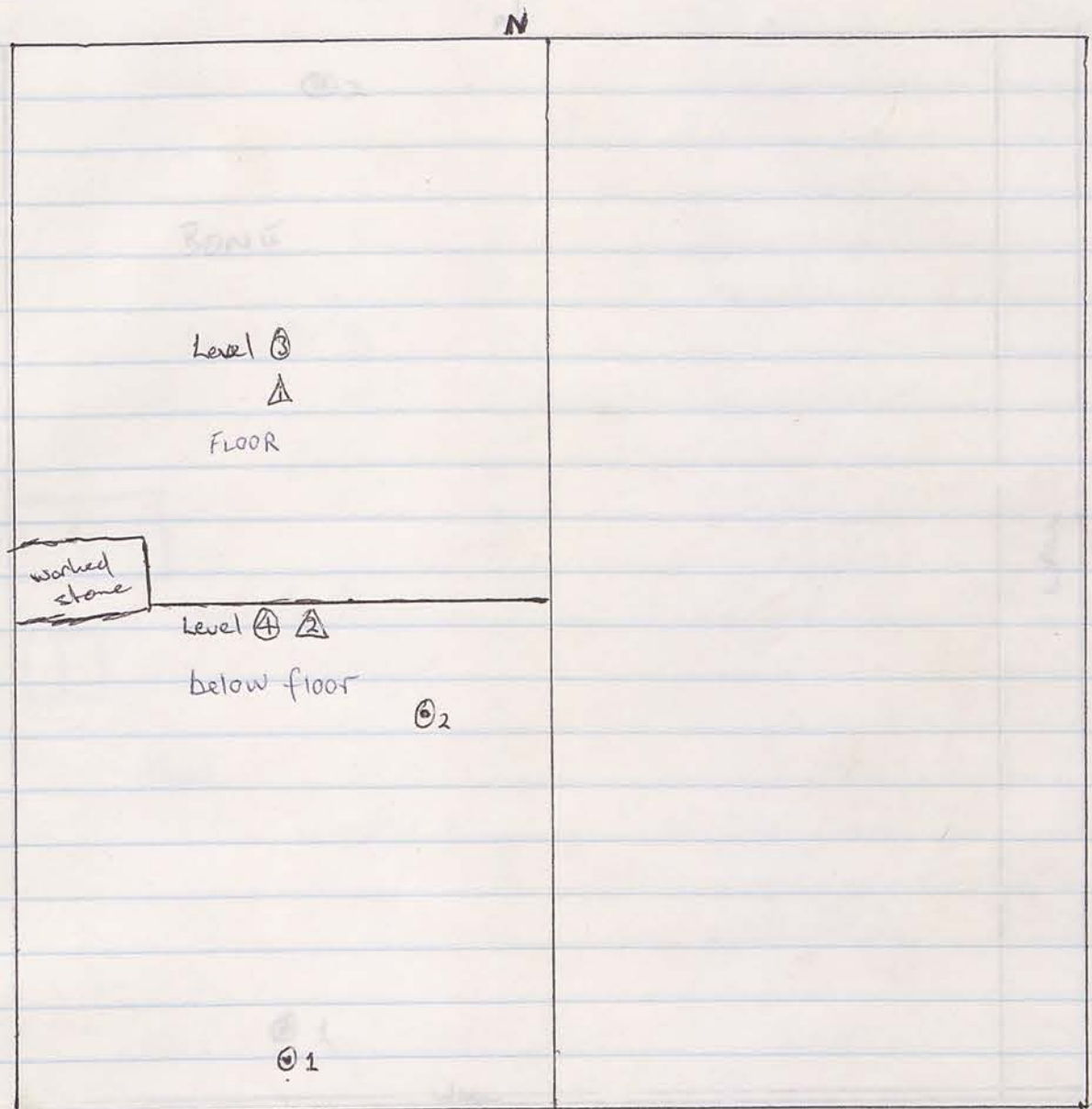
1x shoulder.

Body sherds x 60

Handles: 1x curved strap
 1x sml strap.

Base: 1x ring

Body Sherds x 60.



Level 3 Δ

1 Object; Necklace fragment? 1mW x 0.2mS.

Trench cleaned for photo.

Photos by yours truly CP 2.21-22.

Level 4 Δ

Large skeletal vertebrae ie donkey in North Δ

2 Bronze object 1.5mS x 1.5mW.

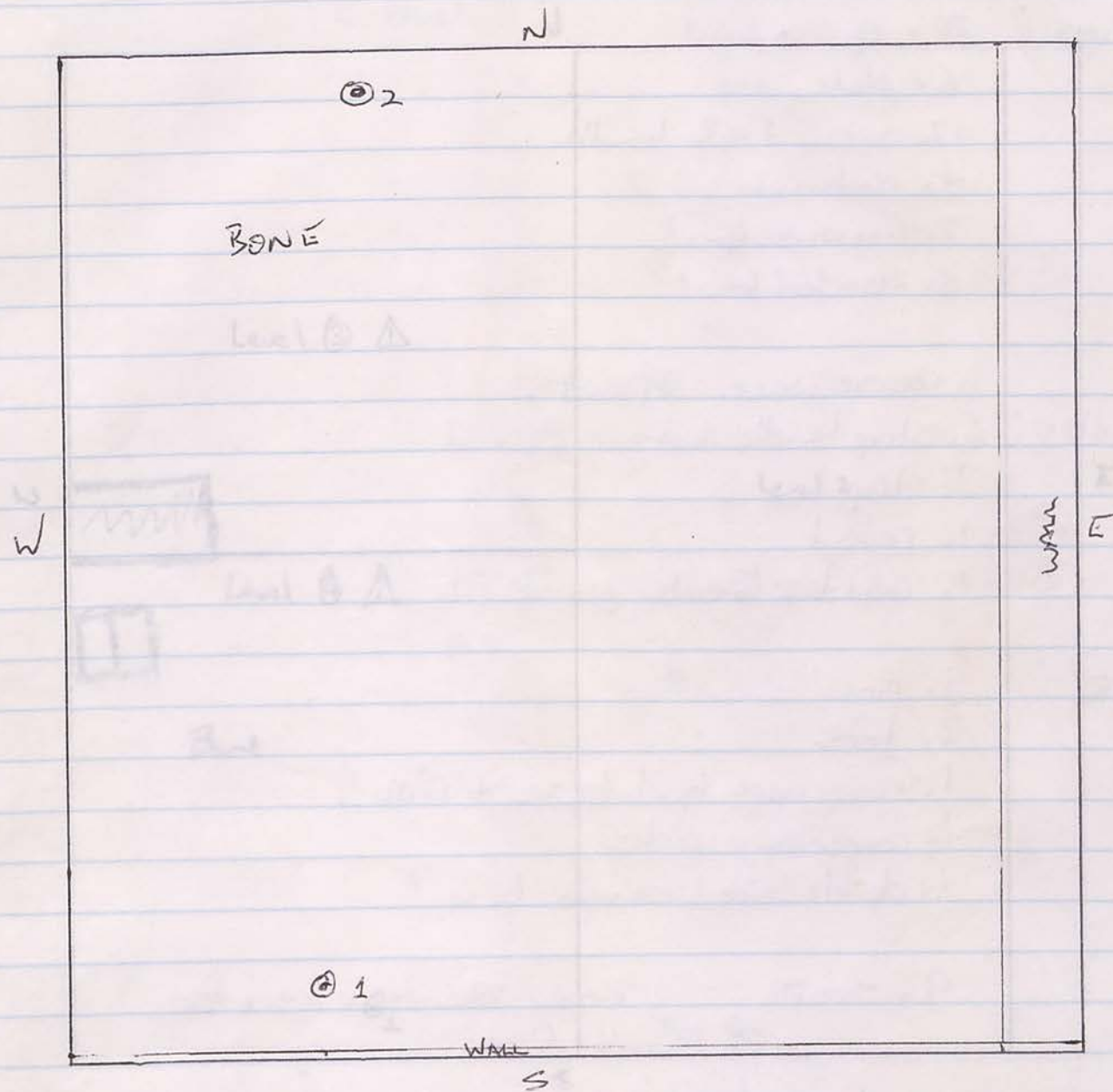
2 - Pair of large brooches? North/South trench.

See Pagnier to

Day 18

15 1/2

7/10/96



Level 2

Its like the RTA with one or two working while the rest sit + watch. Work continues in search for a floor that should coincide with the surrounding trenches.


1 - Iron object 1m x 0.3m

Work pace increased due to impending arrival of Peter tomorrow. An amazing scene.

Floor level reached. - type?

2 - Piece of large basalt bowl? North of trench.
Bone fragments

Faint handwritten notes at the top of the left page, including "17/8/96" and "15 1/2".




Faint handwritten notes below the diagram on the left page, including "Level 2" and "Level 1".

Faint handwritten notes at the bottom of the left page, including "Level 2" and "Level 1".

17/10/96

17/10/96

17/10/96

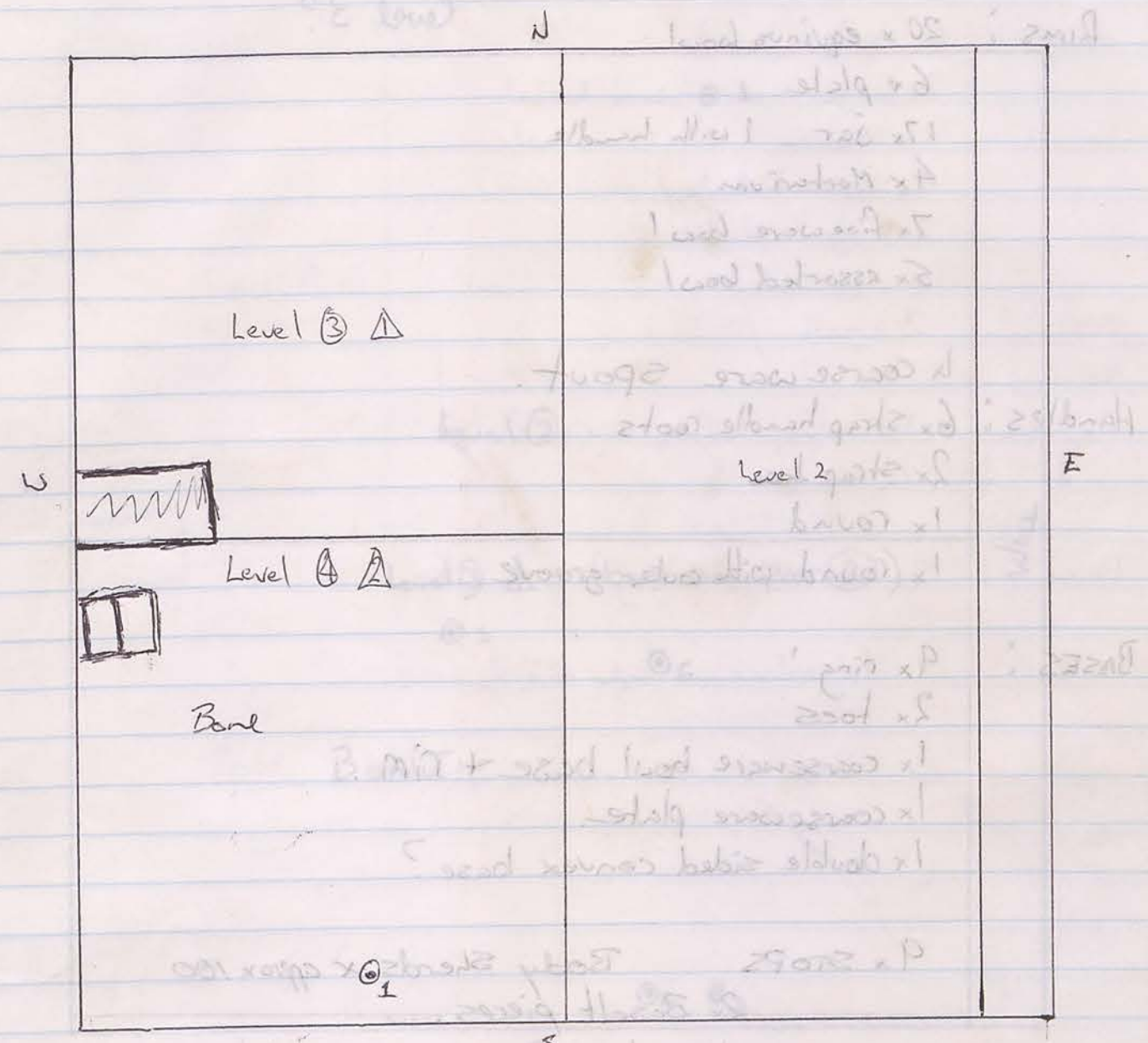


Level ③
 1 - low object - 1
 2 - piece of large brick
 Floor level covered - 17/10/96
 3 - piece of large brick
 4 - piece of large brick
 5 - piece of large brick
 6 - piece of large brick
 7 - piece of large brick
 8 - piece of large brick
 9 - piece of large brick
 10 - piece of large brick
 11 - piece of large brick
 12 - piece of large brick
 13 - piece of large brick
 14 - piece of large brick
 15 - piece of large brick
 16 - piece of large brick
 17 - piece of large brick
 18 - piece of large brick
 19 - piece of large brick
 20 - piece of large brick
 21 - piece of large brick
 22 - piece of large brick
 23 - piece of large brick
 24 - piece of large brick
 25 - piece of large brick
 26 - piece of large brick
 27 - piece of large brick
 28 - piece of large brick
 29 - piece of large brick
 30 - piece of large brick
 31 - piece of large brick
 32 - piece of large brick
 33 - piece of large brick
 34 - piece of large brick
 35 - piece of large brick
 36 - piece of large brick
 37 - piece of large brick
 38 - piece of large brick
 39 - piece of large brick
 40 - piece of large brick
 41 - piece of large brick
 42 - piece of large brick
 43 - piece of large brick
 44 - piece of large brick
 45 - piece of large brick
 46 - piece of large brick
 47 - piece of large brick
 48 - piece of large brick
 49 - piece of large brick
 50 - piece of large brick
 51 - piece of large brick
 52 - piece of large brick
 53 - piece of large brick
 54 - piece of large brick
 55 - piece of large brick
 56 - piece of large brick
 57 - piece of large brick
 58 - piece of large brick
 59 - piece of large brick
 60 - piece of large brick
 61 - piece of large brick
 62 - piece of large brick
 63 - piece of large brick
 64 - piece of large brick
 65 - piece of large brick
 66 - piece of large brick
 67 - piece of large brick
 68 - piece of large brick
 69 - piece of large brick
 70 - piece of large brick
 71 - piece of large brick
 72 - piece of large brick
 73 - piece of large brick
 74 - piece of large brick
 75 - piece of large brick
 76 - piece of large brick
 77 - piece of large brick
 78 - piece of large brick
 79 - piece of large brick
 80 - piece of large brick
 81 - piece of large brick
 82 - piece of large brick
 83 - piece of large brick
 84 - piece of large brick
 85 - piece of large brick
 86 - piece of large brick
 87 - piece of large brick
 88 - piece of large brick
 89 - piece of large brick
 90 - piece of large brick
 91 - piece of large brick
 92 - piece of large brick
 93 - piece of large brick
 94 - piece of large brick
 95 - piece of large brick
 96 - piece of large brick
 97 - piece of large brick
 98 - piece of large brick
 99 - piece of large brick
 100 - piece of large brick

Day 18

17/10/96

7/10/96



Level ④
 Wall tumble uncovered. 'Heck, spread the exciting news!
 1 Metal object - slag?
 Bone
 2. object - 1
 3. object - 1
 4. object - 1
 5. object - 1
 6. object - 1
 7. object - 1
 8. object - 1
 9. object - 1
 10. object - 1
 11. object - 1
 12. object - 1
 13. object - 1
 14. object - 1
 15. object - 1
 16. object - 1
 17. object - 1
 18. object - 1
 19. object - 1
 20. object - 1
 21. object - 1
 22. object - 1
 23. object - 1
 24. object - 1
 25. object - 1
 26. object - 1
 27. object - 1
 28. object - 1
 29. object - 1
 30. object - 1
 31. object - 1
 32. object - 1
 33. object - 1
 34. object - 1
 35. object - 1
 36. object - 1
 37. object - 1
 38. object - 1
 39. object - 1
 40. object - 1
 41. object - 1
 42. object - 1
 43. object - 1
 44. object - 1
 45. object - 1
 46. object - 1
 47. object - 1
 48. object - 1
 49. object - 1
 50. object - 1
 51. object - 1
 52. object - 1
 53. object - 1
 54. object - 1
 55. object - 1
 56. object - 1
 57. object - 1
 58. object - 1
 59. object - 1
 60. object - 1
 61. object - 1
 62. object - 1
 63. object - 1
 64. object - 1
 65. object - 1
 66. object - 1
 67. object - 1
 68. object - 1
 69. object - 1
 70. object - 1
 71. object - 1
 72. object - 1
 73. object - 1
 74. object - 1
 75. object - 1
 76. object - 1
 77. object - 1
 78. object - 1
 79. object - 1
 80. object - 1
 81. object - 1
 82. object - 1
 83. object - 1
 84. object - 1
 85. object - 1
 86. object - 1
 87. object - 1
 88. object - 1
 89. object - 1
 90. object - 1
 91. object - 1
 92. object - 1
 93. object - 1
 94. object - 1
 95. object - 1
 96. object - 1
 97. object - 1
 98. object - 1
 99. object - 1
 100. object - 1

151/4²

POTTERY

Is this Level 2 or Level 3?

8/10/96

RIMS : 20 x equinus bowl
6 x plate
17 x Jar 1 with handle
4 x Mortarium
7 x fine ware bowl
5 x assorted bowl

HANDLES : 1 x coarse ware spout.
6 x strap handle roots
2 x strap ~~roots~~
1 x round
1 x round with outer groove

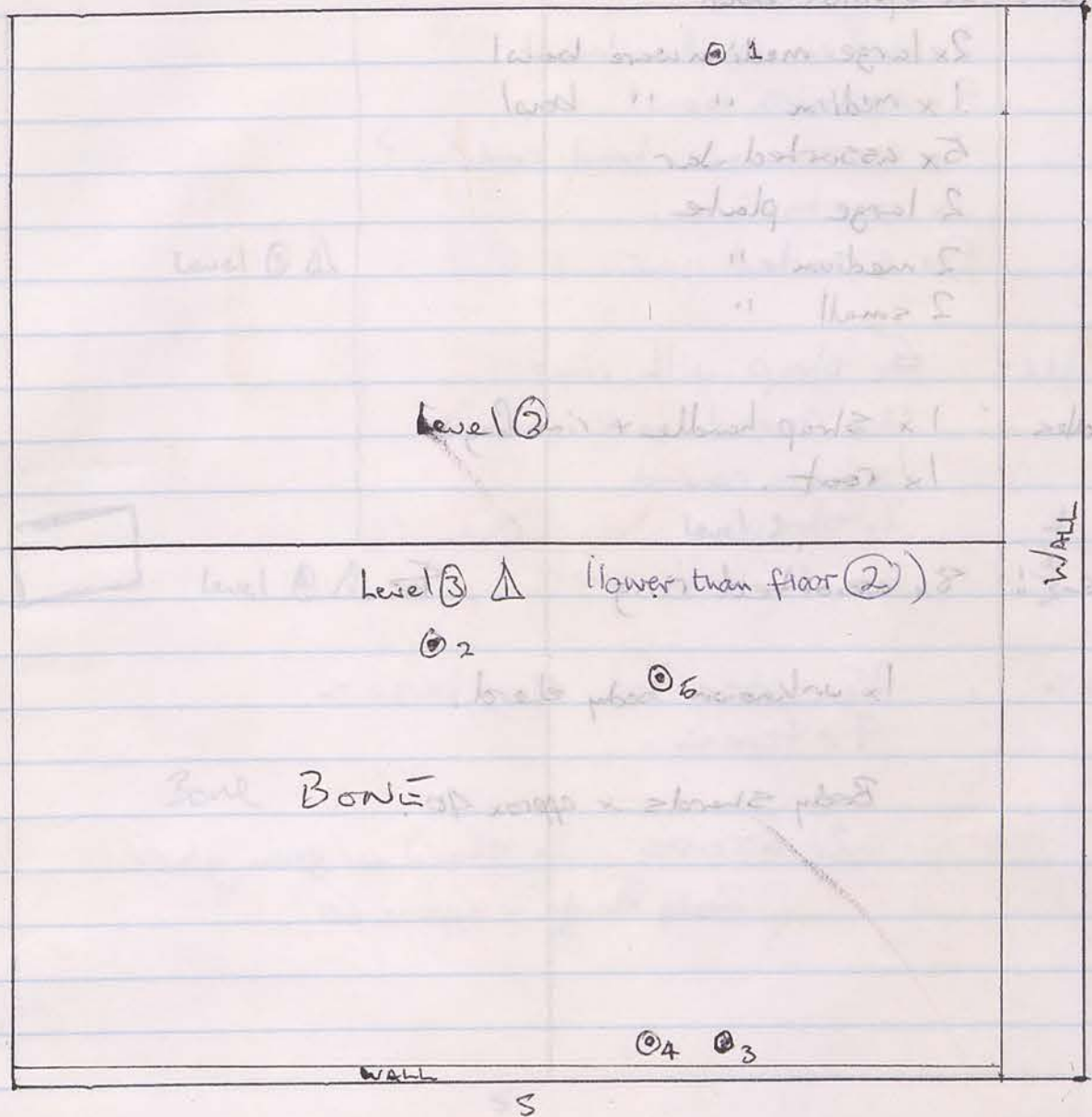
BASES : 9 x ring
2 x toes
1 x coarseware bowl base + rim.
1 x coarseware plate.
1 x double sided convex base?

9 x STOPS Body Shards x approx 100
2 x Basalt pieces.
1 x unknown

Day 19

151/2

8/10/96



- Floor reached - cleaning of trench.
- Object - Bronze Pin? 1.4m E x 0.2m N
Photo taken CP 2.29-30
 - Level 3 Floor removal on south half of trench.
 - Object - tooth.
 - Object - Complete Fish Plate 1.35m E x 20ms approx depth 110cm.
 - Object - most of Equinus Bowl 1.6m E x 20ms
 - Object - Partial Fish plate, broken 1.5m S x 1.8m E
Medium bag / BONE.

8/10/96

POTTERY

179/3

Rims : 6x equinus bowl
 2x large medium ware bowl
 1x medium " " bowl
 5x assorted Jar
 2 large plate
 2 medium "
 2 small "

Handles : 1x strap handle + rim frag
 1x root.

Base : 8x assorted ring

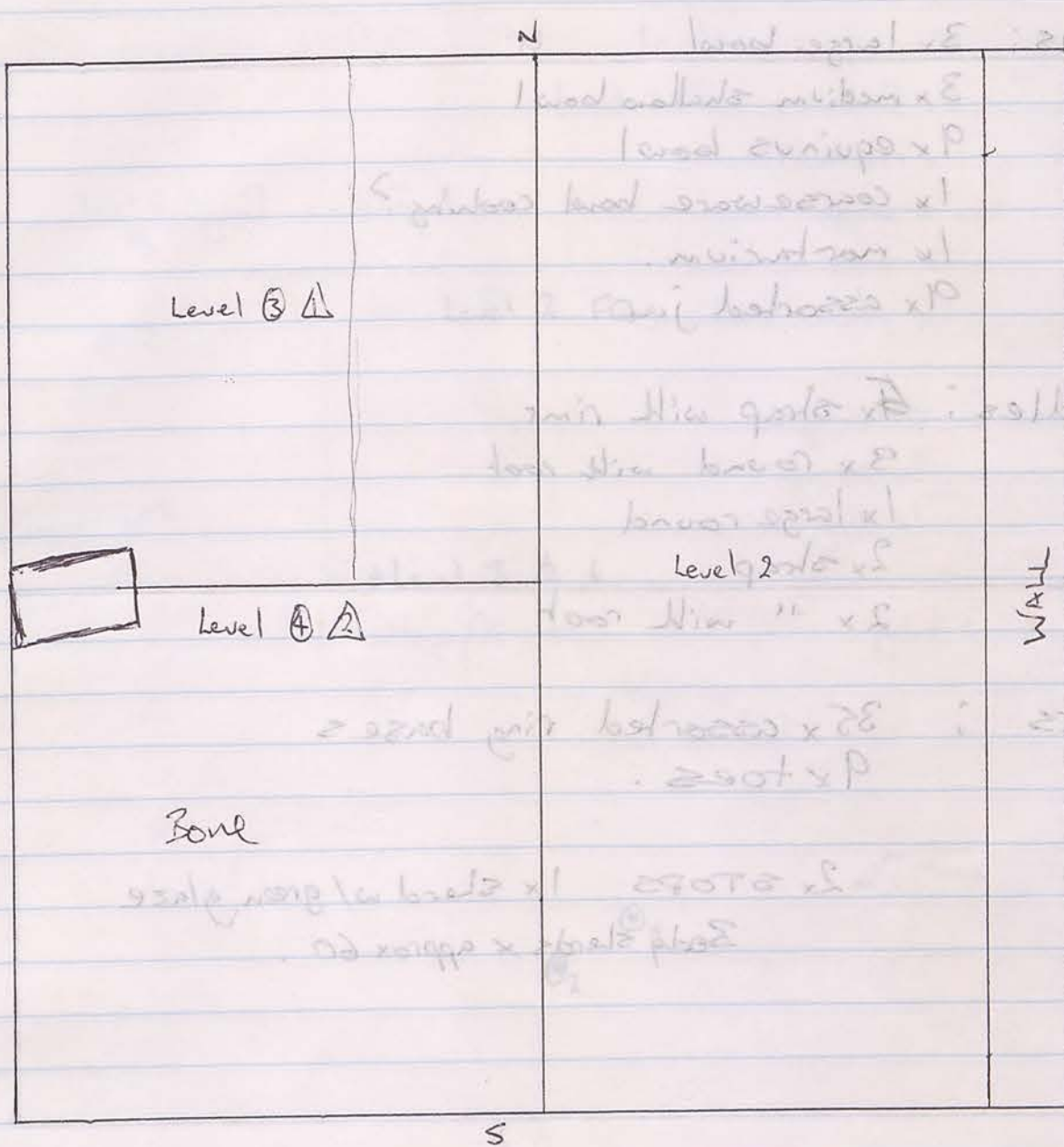
1x unknown body sherd.

Body sherds x approx 40

Day 19

179/3

8/10/96



Work continues of Δ not much found yesterday, besides a medium bag of pottery sherds, bone fragments.

Bedrock reactivated in Δ

Partial removal of floor in northern section commencing. Δ

Bone

9/10/96

151/2

POTTERY

RIMS:

- 3x large bowl
- 3x medium shallow bowl
- 9x equinus bowl
- 1x coarseware bowl cooking?
- 1x mortarium.
- 9x assorted jar

HANDLES:

- 4x strap with rims
- 3x round with root
- 1x large round
- 2x strap
- 2x " with root

BASES:

- 35x assorted ring bases
- 9x toes.

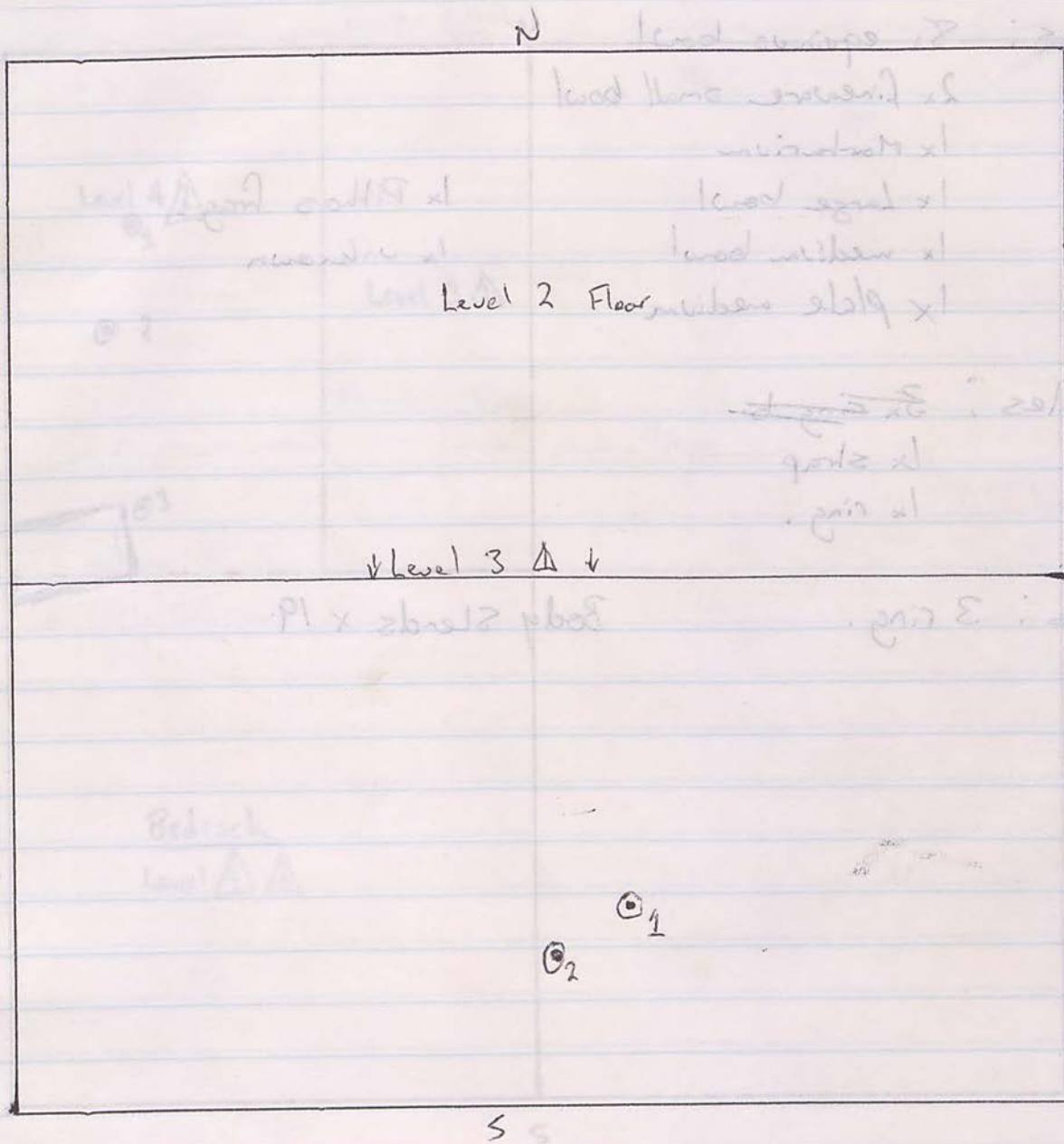
2x STOPS 1x slender w/ green glaze
Body slender x approx 60.



Day 20

151/2

9/10/96



Level 3

- 1 - Object - sewing needle
- 2 - Object - ceramic?

Quantity of pottery removed
also bone & small rocks presumably for packing.

Trench completed

Photo CP 3.3-4

9/10/96

POTTERY 179/3

RIMS: 8x equinus bowl
 2x fineware small bowl
 1x Marturium
 1x Large bowl
 1x medium bowl
 1x plate medium
 1x Pithos frag.
 1x unknown

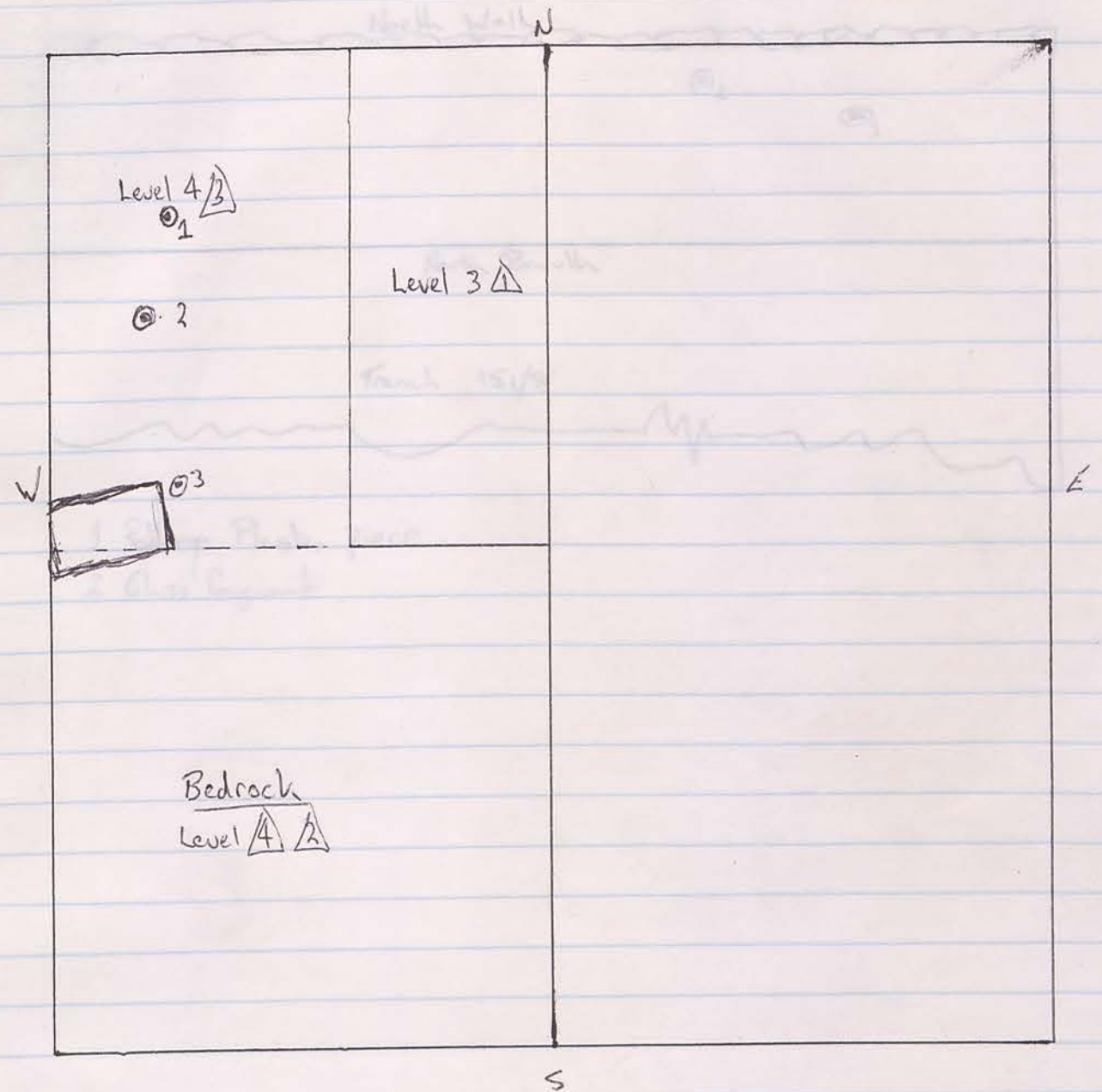
Handles: ~~3x ring~~
 1x strap
 1x ring.

Bases: 3 ring. Body Stems x 19

Day 20

179/3

9/10/96



Level 4
 1 - Iron object
 2 - Figurine fragment.
 3 - Figurine fragment.
 Small amount of pottery
 Trench Completed
 Photo CP 3.3-4.

Depths not given!!
 No section!

9/10/96


151/8 North Baulk

Day 20

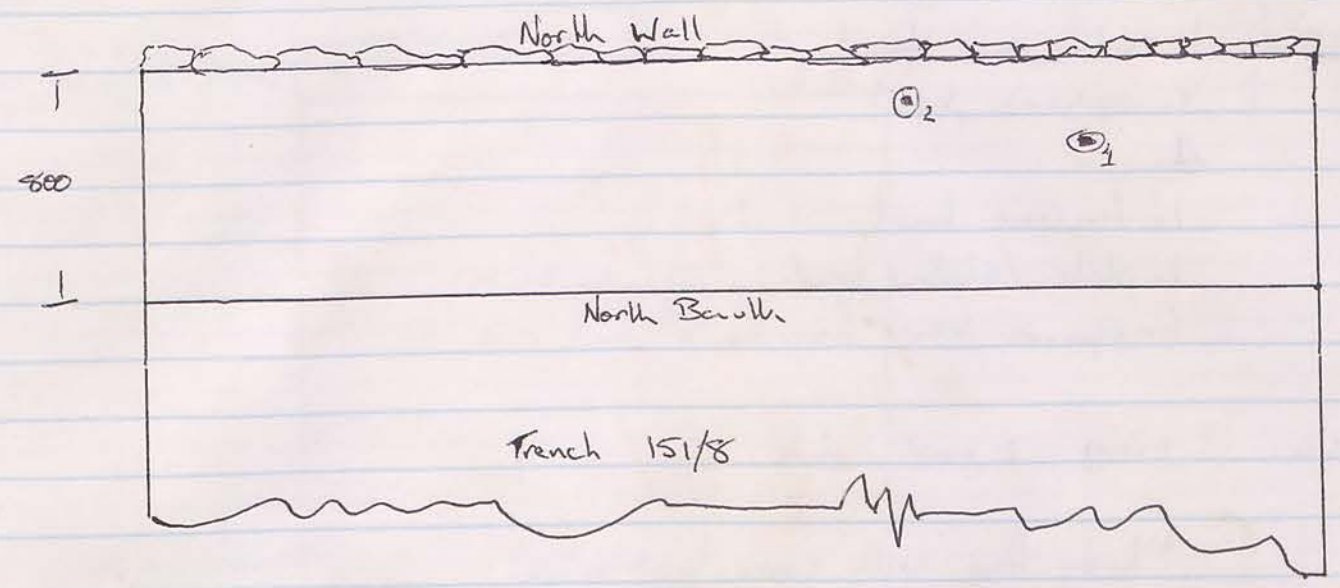
Day 20

151/8 North Baulk

9/10/96



!! sample taken outside !!
 1 - 100g soil
 2 - 100g soil
 3 - 100g soil
 4 - 100g soil
 5 - 100g soil
 6 - 100g soil
 7 - 100g soil
 8 - 100g soil
 9 - 100g soil
 10 - 100g soil
 11 - 100g soil
 12 - 100g soil
 13 - 100g soil
 14 - 100g soil
 15 - 100g soil
 16 - 100g soil
 17 - 100g soil
 18 - 100g soil
 19 - 100g soil
 20 - 100g soil
 21 - 100g soil
 22 - 100g soil
 23 - 100g soil
 24 - 100g soil
 25 - 100g soil
 26 - 100g soil
 27 - 100g soil
 28 - 100g soil
 29 - 100g soil
 30 - 100g soil
 31 - 100g soil
 32 - 100g soil
 33 - 100g soil
 34 - 100g soil
 35 - 100g soil
 36 - 100g soil
 37 - 100g soil
 38 - 100g soil
 39 - 100g soil
 40 - 100g soil
 41 - 100g soil
 42 - 100g soil
 43 - 100g soil
 44 - 100g soil
 45 - 100g soil
 46 - 100g soil
 47 - 100g soil
 48 - 100g soil
 49 - 100g soil
 50 - 100g soil
 51 - 100g soil
 52 - 100g soil
 53 - 100g soil
 54 - 100g soil
 55 - 100g soil
 56 - 100g soil
 57 - 100g soil
 58 - 100g soil
 59 - 100g soil
 60 - 100g soil
 61 - 100g soil
 62 - 100g soil
 63 - 100g soil
 64 - 100g soil
 65 - 100g soil
 66 - 100g soil
 67 - 100g soil
 68 - 100g soil
 69 - 100g soil
 70 - 100g soil
 71 - 100g soil
 72 - 100g soil
 73 - 100g soil
 74 - 100g soil
 75 - 100g soil
 76 - 100g soil
 77 - 100g soil
 78 - 100g soil
 79 - 100g soil
 80 - 100g soil
 81 - 100g soil
 82 - 100g soil
 83 - 100g soil
 84 - 100g soil
 85 - 100g soil
 86 - 100g soil
 87 - 100g soil
 88 - 100g soil
 89 - 100g soil
 90 - 100g soil
 91 - 100g soil
 92 - 100g soil
 93 - 100g soil
 94 - 100g soil
 95 - 100g soil
 96 - 100g soil
 97 - 100g soil
 98 - 100g soil
 99 - 100g soil
 100 - 100g soil



- 1 Bittery Plaster piece.
- 2 Glass fragment.

151/8

10/10/96

RIMS:

- 1x medium ware bowl
- 3x equinus bowl
- 4x jar
- 1x fine ware bowl
- 1x plate/shallow bowl
- 6x equinus bowl fragments incl. rim.

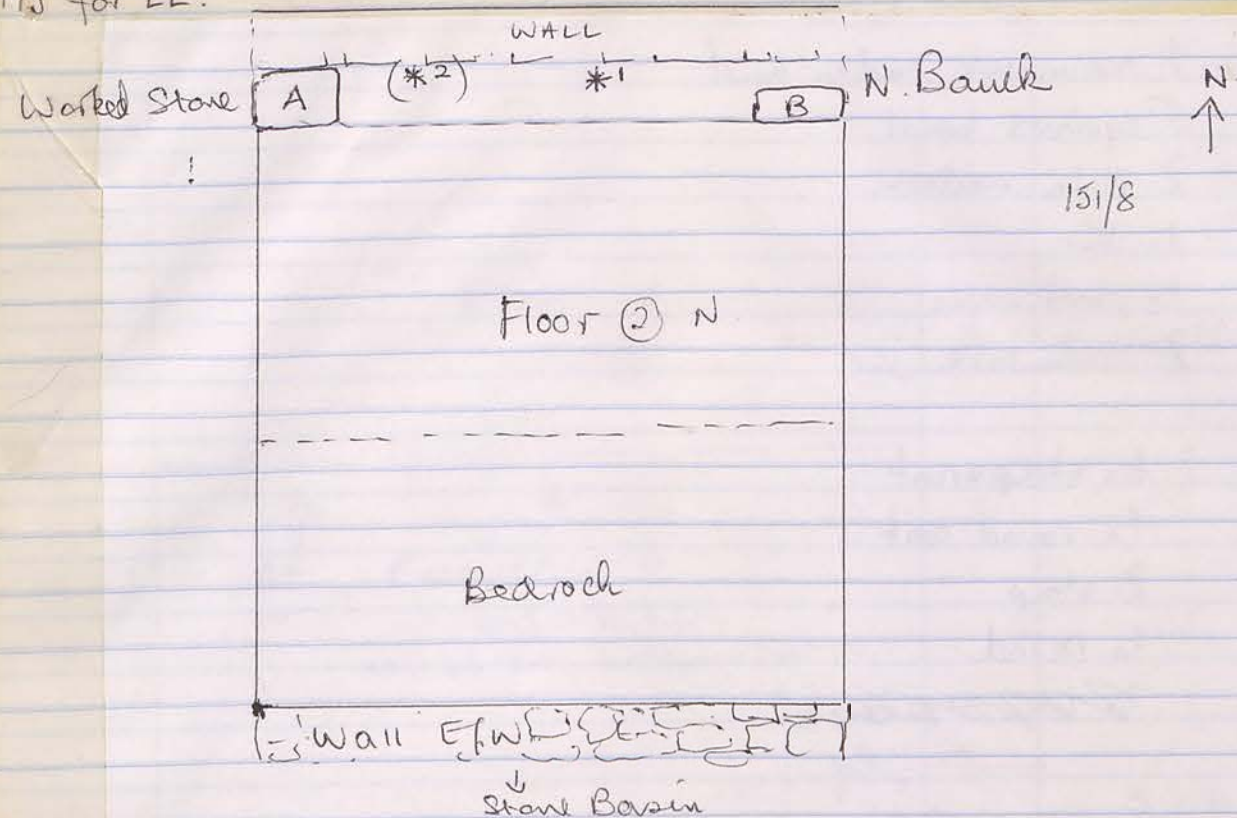
BASES: 3 ring 2 bowl 1 plate.

1 body frag. with concentric rings.

~~151/8~~ 151/8

10/10/96

HJ for LL.



10.00 Continuing to excavate northern bank to reveal face of E/W^{wall} seen in adjacent trench to east.

7.00 am. 30 cm^{depth} of face of wall uncovered. In NW corner there is some collapse and a large worked stone A may come from that. This stone rests on the floor, but is not yet fully excavated. Similar rectangular blocks in the wall above it are being out.

8.30 am. Frag. red wall plaster found in front of wall - on floor now being excavated. This is not far from where some yellow plaster was found yesterday (*2)

10.30 am. Stone B looks as though it may be a doorway step - in which case the doorway itself is in the bank.

POTTERY

151/2

10/10/96

Rims : 1 medium ware medium bowl
 5 equinus bowl
 2 plate medium
 1x Jar
 1x mortarium
 2x cookware jar

Handles : 6x strap + root
 1x round root.
 2x strap
 1x round
~~1x large strap + root~~

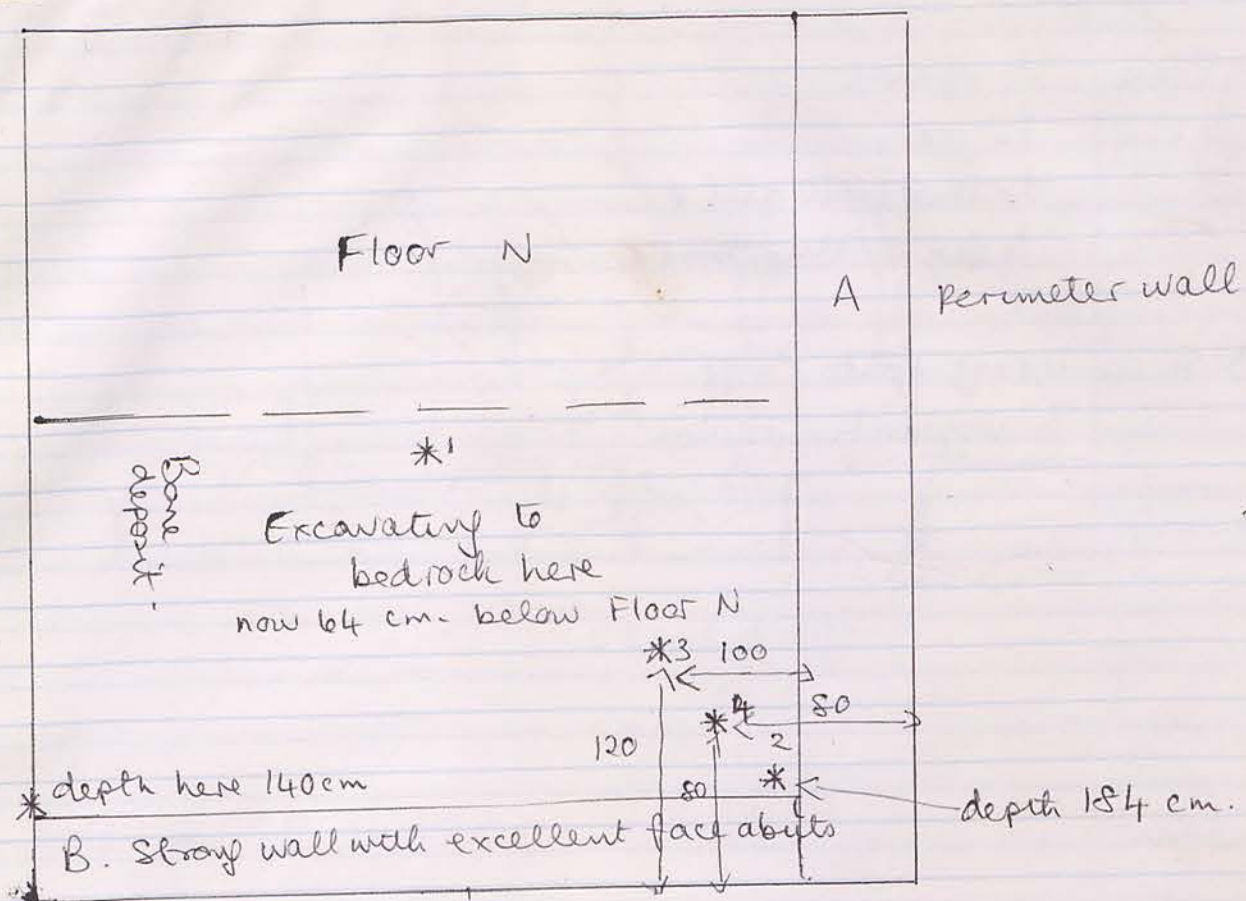
Bases : 8 various ring
 4x toes
 1x unguentarium?

1x spout? 1x unknown 8x cook ware
 1x body sherd with hole
 1x jar shoulder + rim frag.

151/2

10/10/96

(For LL - sick)



6.00 am. Continuing to excavate? (4) to bedrock to see foundations of walls A and B. Wall B (E/W) has a very fine even face, preserved well at this lower level.

7.00 am. Removing many small stones, perhaps under-floor packing

*1 8.00 am. Bronze "blob" found at *1 - seems melted.
 - depth of 140 cm from S.W. corner
 Some bent also appearing -

*2 8.30 am. Another bronze blob in SE corner at depth of 184 cm from surface of SE corner of wall

*3 8.45 am. Bronze coin at same depth.

*4 10.30 am Bronze pin fragment at same depth

07/01/01

Baulk
151/8 - 151/5

12/10/96

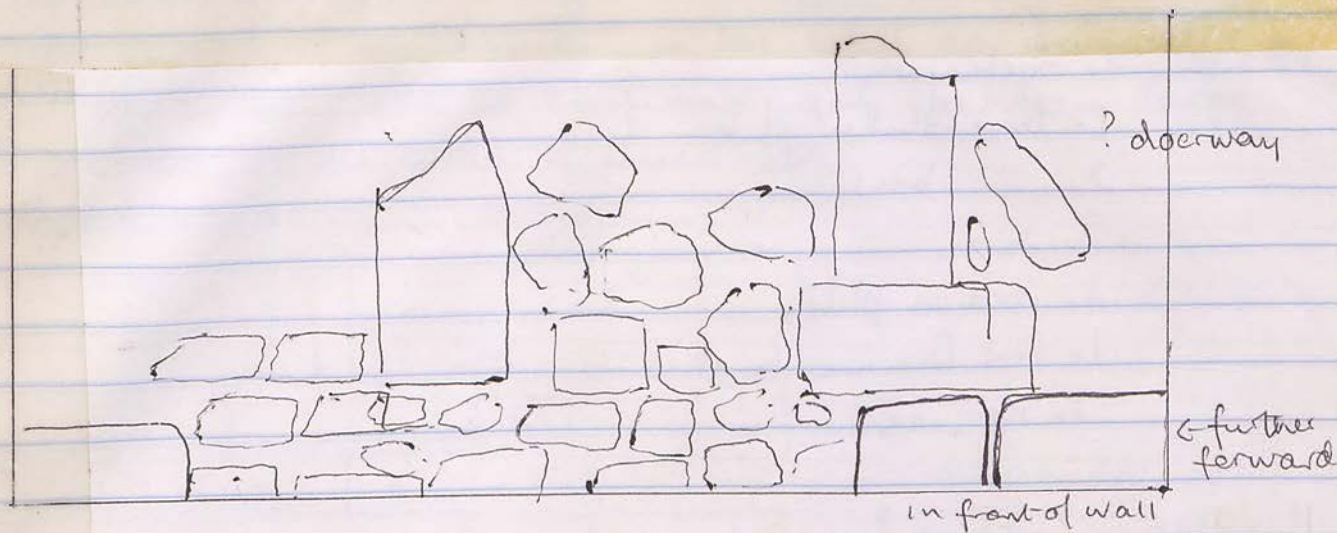
Rims:
1x equinus
2x jar
1x bowl with relief
1x Jar w/strap handle

Base:
1x ring-plate?
1x unguentarium toe

07/01/01

Baulk
151/8 - 151/5

12/10/96



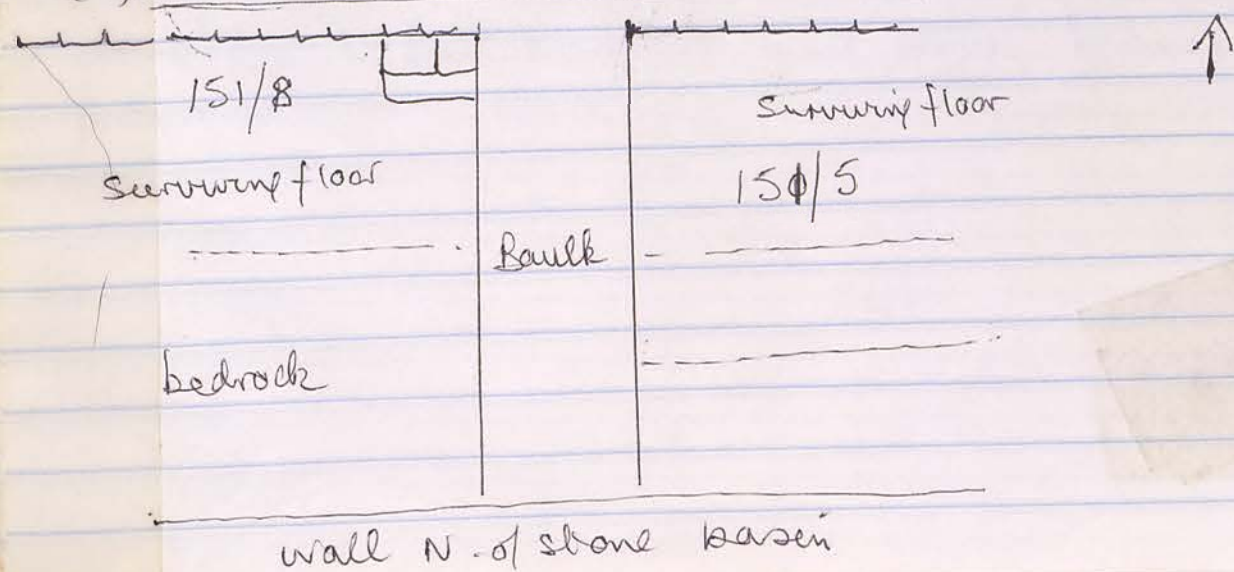
N. Baulk of 151/8

φ Roll 2 CP 11, 12

Transferred to Baulk 151/8 - 151/5.

The large rectangular stones on the floor of 151/8 could perhaps belong to a doorway in the E/W wall at the north of this large room - excavation of this baulk will reveal

- (a) whether there is a wall dividing the room
- (b) " " is a doorway here leading north



152/151/2

152 151/2 (5)S

12/10/96

1 bag pottery.

Body sherds: moderate amount

- Rims:
- 2x mortarium
 - 1x large shallow plate
 - 2x " bowl
 - 2x Jar
 - 2x medium plate
 - 1x sml fineware bowl
 - 3x equinos

Handles: 2x strap frag.

- Bases:
- 3x Ring bowl
 - 2x " plate
 - 3x toes amphora

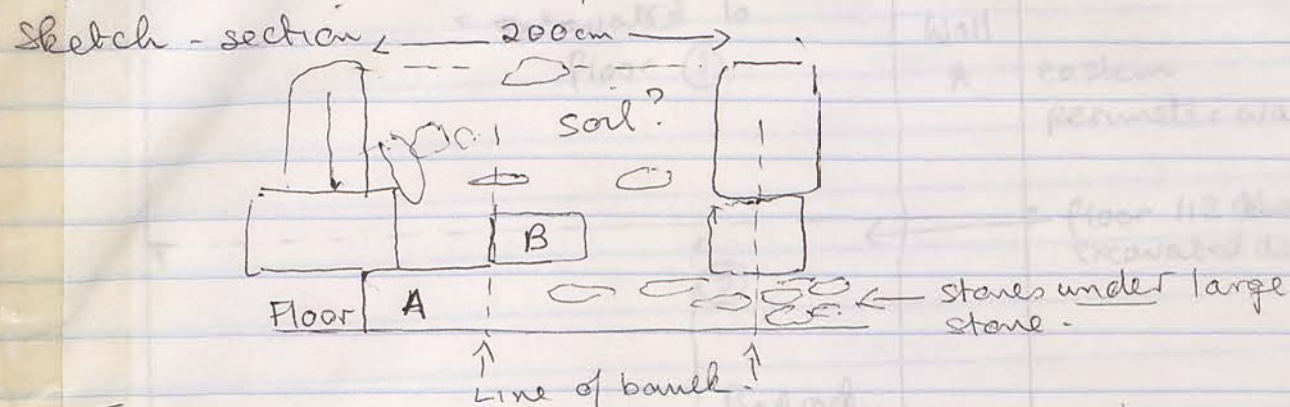
- 2x body sherds w/ holes
- 1x 1/2 spherical piece w/ hole.
- 2x black glaze frags.
- 1x quartz piece?
- contains cook ware.
- 1x stop

Bauk p.2.

151/8 - 151/5.

12/10/96.

8.45 am. A doorway looks more likely at the north end of the bauk, in the wall as suspected. This cannot yet be confirmed but between large stones is an area of much soil.



There may be steps from floor (2) in 151/8 up to this "doorway". Distance between upright stones is 200 cm.

Stone B, being excavated now, is a shaped stone - rectangular top resembling a rectangular pilaster top

11.00 am.

- Bronze spatula found in soil of bauk at level (2) - fragment

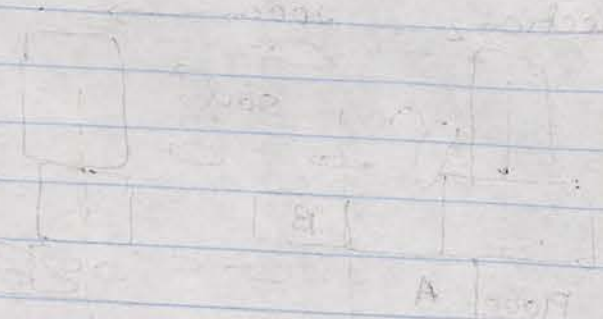
Having excavated carefully behind the architectural Stone B, we find there are wall stones between the presumed "door-posts".

to see the foundation of the wall. Fragment of terracotta found (unidentifiable) from at depth of 190 cm on bedrock.

bedrock appears to dip westwards. Still excavating to deeper bedrock in 3.30 am. E/W wall really strong & masonry bed.

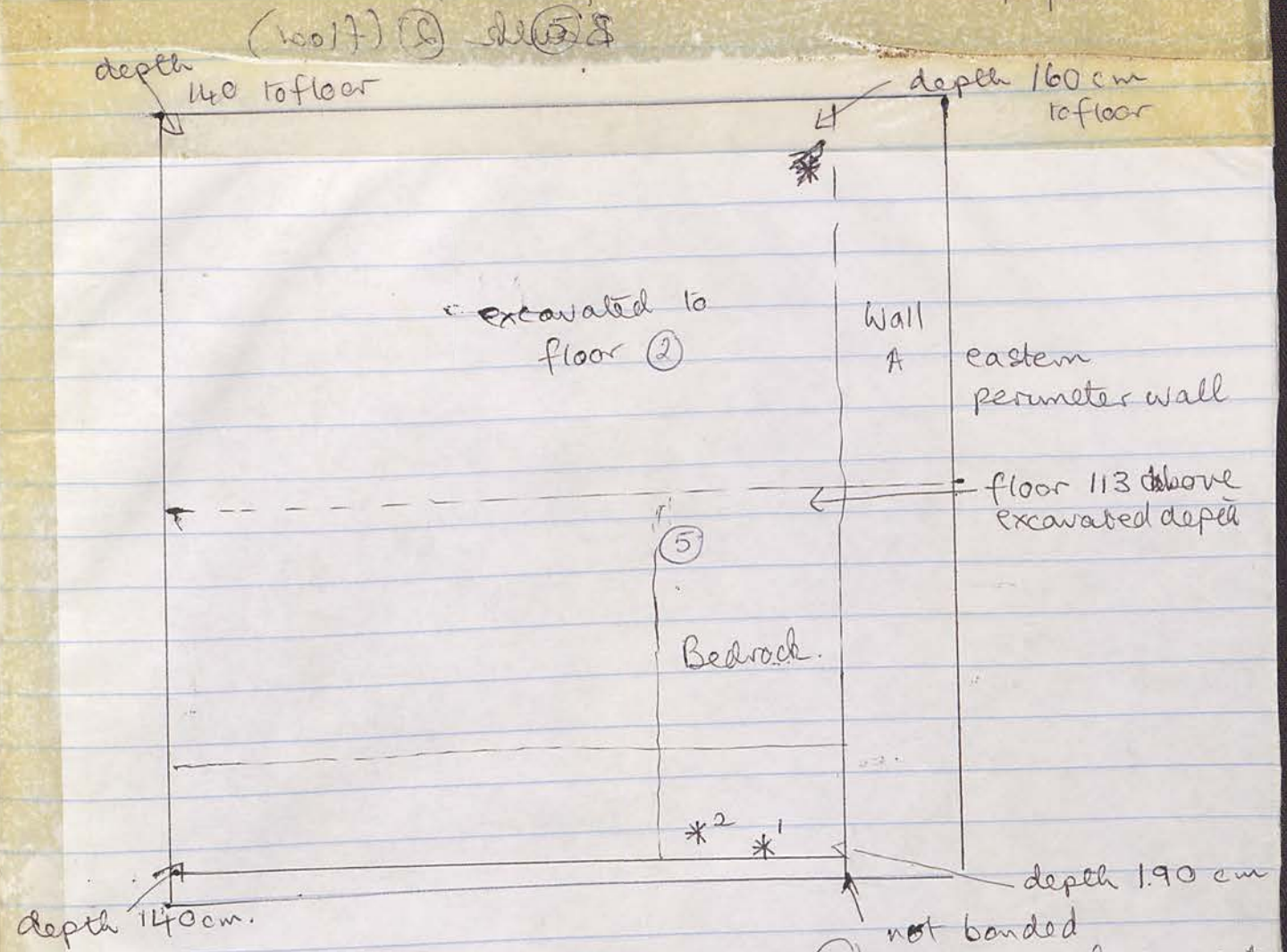
1 b
Bo
Rims : 2
Handles :
Bases :

[Faint, mostly illegible handwritten notes on the left page, including some dates and numbers.]



2/12/15/1/2

12/10/96



- 6.00 am Continuing to excavate (5)S - bedrock present in SE corner.
- ** 6.30 am Complete bronze pin (bent, but with head) found at *1 at depth of $\frac{1}{4}$ from southern bank of 190 cm.
- 7.15 am. Have decided to excavate only along wall in south bank - a spit of ~~at~~ 50 cm width, in order to see the foundations of the wall. = (5)S
- *2 Fragment of terracotta figurine (unidentifiable) from *2 at depth of 190 cm on bedrock. Bedrock appears to dip westwards.
- 8.30 am. Still excavating to deeper bedrock in SW corner E/W wall really strong & regular here.

13/10/96

150/8 - 151/5

Baulk (2) (floor)

1 bag

Body sherds: moderate amount.

Diagnostics

Remis: 1 bowl out-turned rim

1 jar

Middle: 1 jar body profile + handle root

1 unguentarium stem

Bases

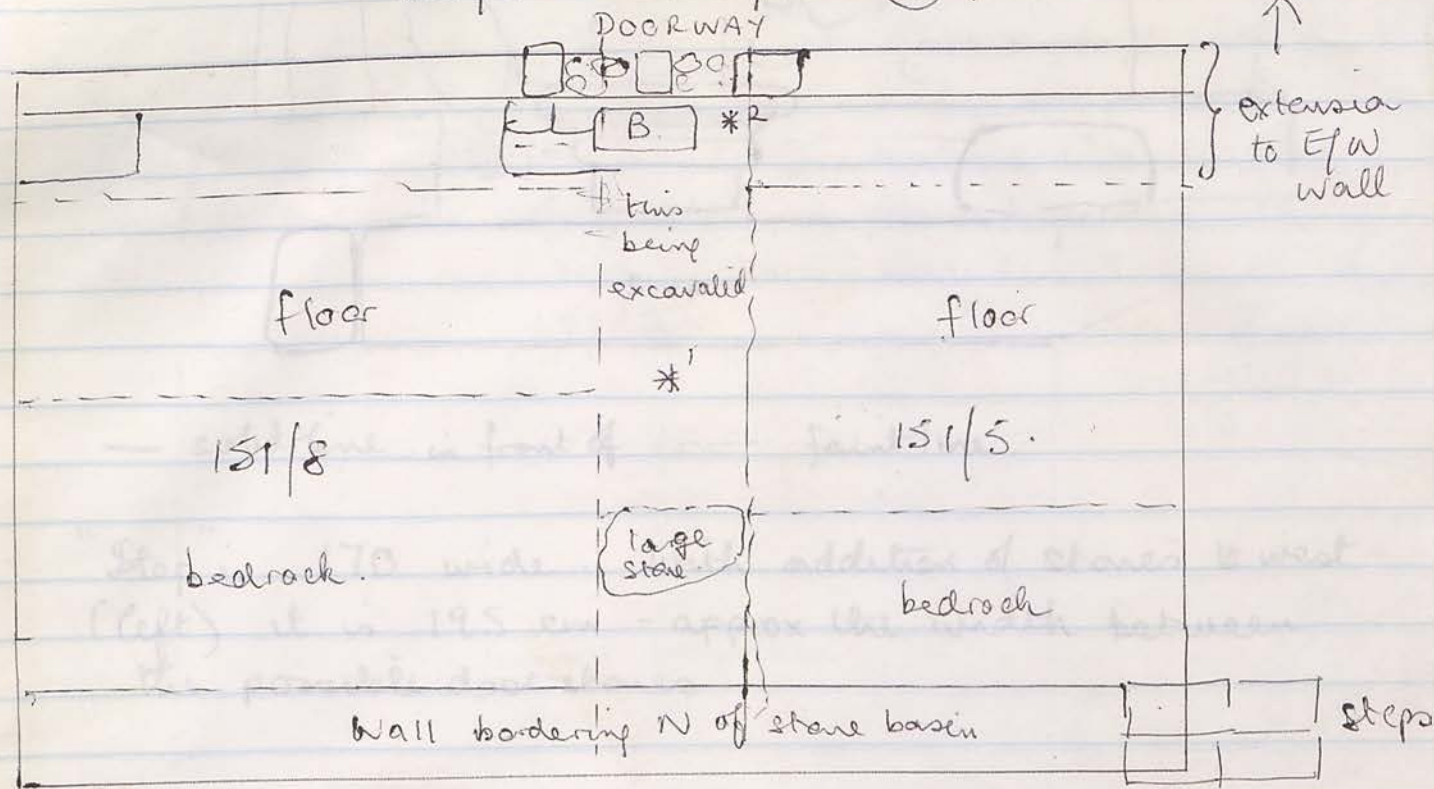
4 ring bases small bowls

1 " " large coarse plate

Baulk

13/10/96

151/8 - 151/5 (2) floor

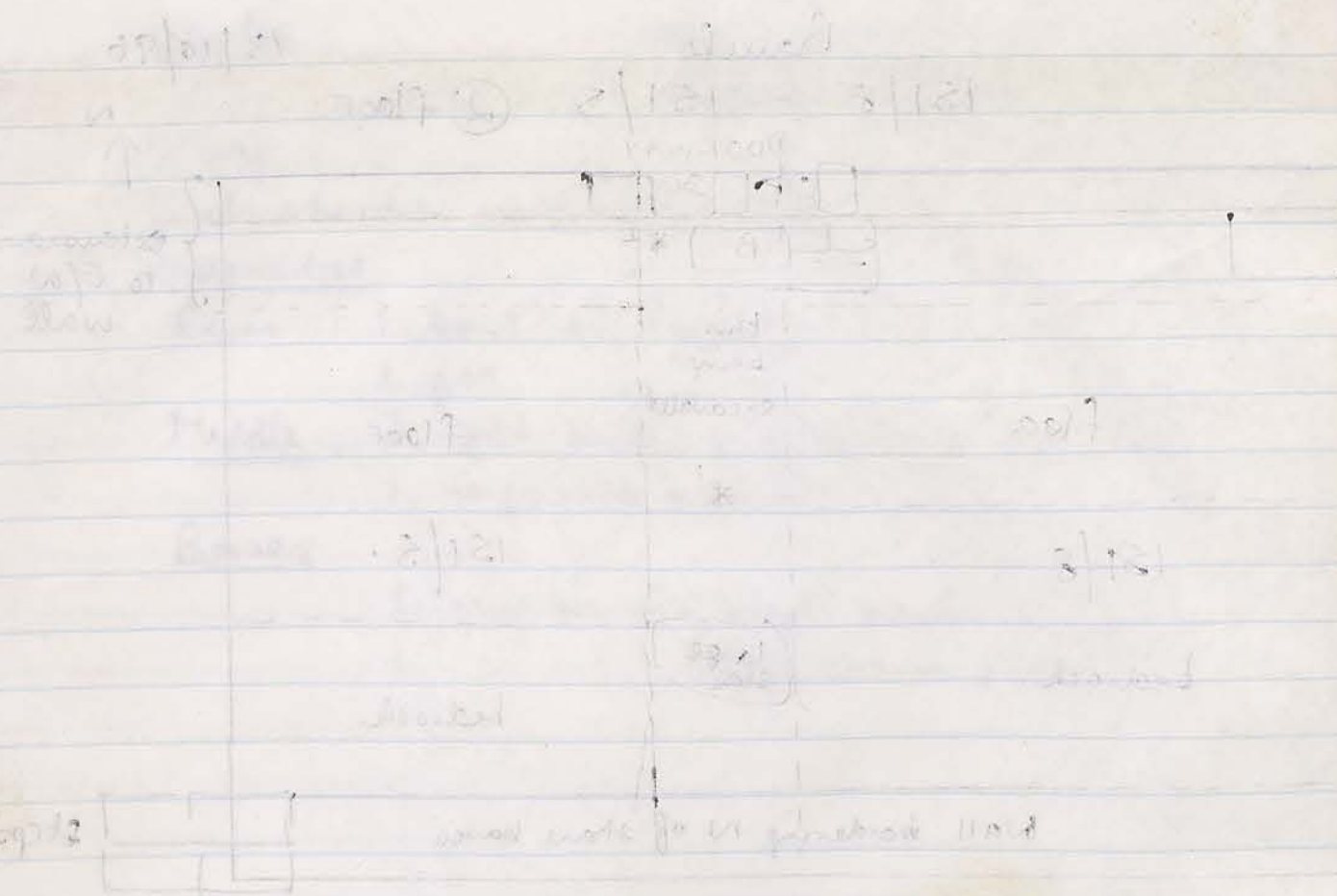


6.00 am. Continuing to excavate baulk to floor level seen in 151/8 and 151/5. This is not far away.

*¹ 7.30 am. Coin found just above floor level in centre of baulk *¹

8.30. Red wall plaster fragment in front of E/W wall *² at *²

10.30 am. A very large step, formed from one large block flanked by two smaller stones to west, now becoming clearer. on the east, the stone is damaged. The architectural stone found yesterday seems to act as a subsidiary step on top of this



10:30 am. A very large step, found from an large
 broad doorway by two smaller ones to west
 becoming smaller on the east. The stone is
 the architectural stone found in the
 the architectural stone found in the
 the architectural stone found in the



— solid line in front of faint line.
 "Step" is 170 wide. With addition of stones to west
 (left) it is 195 cm - approx the width between
 the possible door stones

9:00. (1) layout of fragments from level which is
 very disturbed and whole fragment is
 very small. It is a 1/2 but indicates suggesting
 a possible wall line

10:45 am. Still remaining layout
 See HJ Record for construction

151/1 (1)

13/10/96

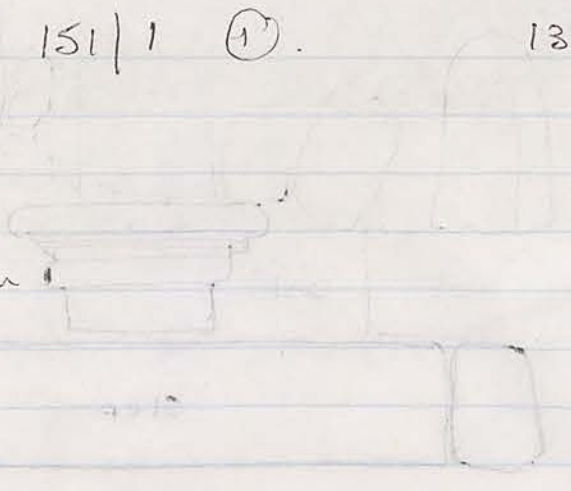
1 Very small bag

Few body sherds

Diagnostics

1 rim mortarum

1 rim base



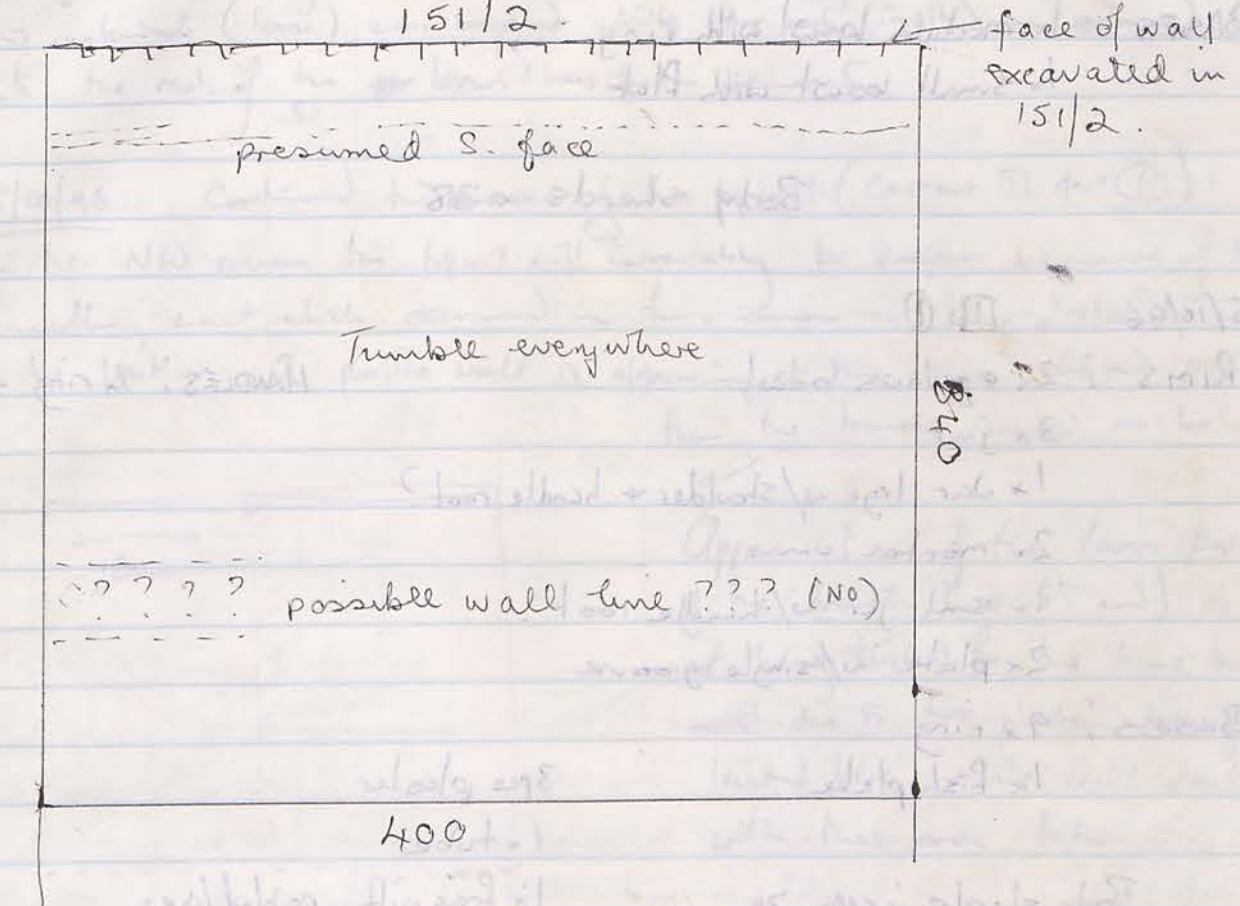
cutting in and was

stop in 170 with addition of stones to west
measured distance with ZPI in it (190)
in possible door frame

13/10/96

Ø 151/2 complete Roll 3 CP 19-20

7.00 New trench [151/1] - fills awkward gap between 151/2 and 179/3 - less than a 4m square due to extension of gridline in ~~the~~ trench to south Trench measures 340 x 400 - includes S bank of



and N bank of trench to south.

9.00. (1) topsoil being removed from tumble which is evenly distributed over whole trench but perhaps more closely packed on E/W line indicated, suggesting a possible wall line.

10.45 am. Still removing topsoil

See HJ Record for continuation

14/10/96

15/9

Pottery

RIMS: 1x sml equinus bowl
 1x medium bowl
 1x lge bowl
 1x jar

Handles: 1x strap root
 1x complete strap/sherd
 1x " strap with rim + shoulder.

BASES: 1x medium bowl with ring
 1x small bowl with flat

Body sherds x 38

15/10/96 [1] ①

RIMS: 2x equinus bowl
 3x jar
 1x Jar lge w/ shoulder + handle root?
 2x mortarium
 1x sml jar w/ handle root
 2x plate w/ single groove

HANDLES: 1x ring - 2 pcs.

Bases: 9x ring
 1x fishplate

3 pcs plaster
 1x tube
 1x frag with painted lines.

Body sherds x approx 30.

16/10/96

RIMS: 1x large jar
 1x mortarium
 1x lip edge plate tineware
 1x double edged bowl
 1x lge bowl

Handles: 2x complete strap
 1x strap frag
 2x roots / 1 with sml rim.

Bases: 2x ring
 1pc plaster
 1 rounded limestone

approx 30 body sherds.

TRENCH


15/9

14/10/96

Commenced the removal of topsoil from this trench, and some of the smaller of the stones. This unit is content [1] spit ①.
 The beginning of the removal of this material from the southern end of the trench revealed some plaster associated with a wall and covering an area of some length across the base of the trench - some of this material (loose) was bagged while the rest (in situ) was covered up until the rest of the topsoil has been removed.

15/10/96 Continued the removal of the topsoil (Content [1] spit ①)

- in the NW corner the topsoil will invariably be deeper because of the tunnelling event which occurred in this corner at some distant time in the past. A possible wall is appearing at this stage aligned N/S thru the trench located as below

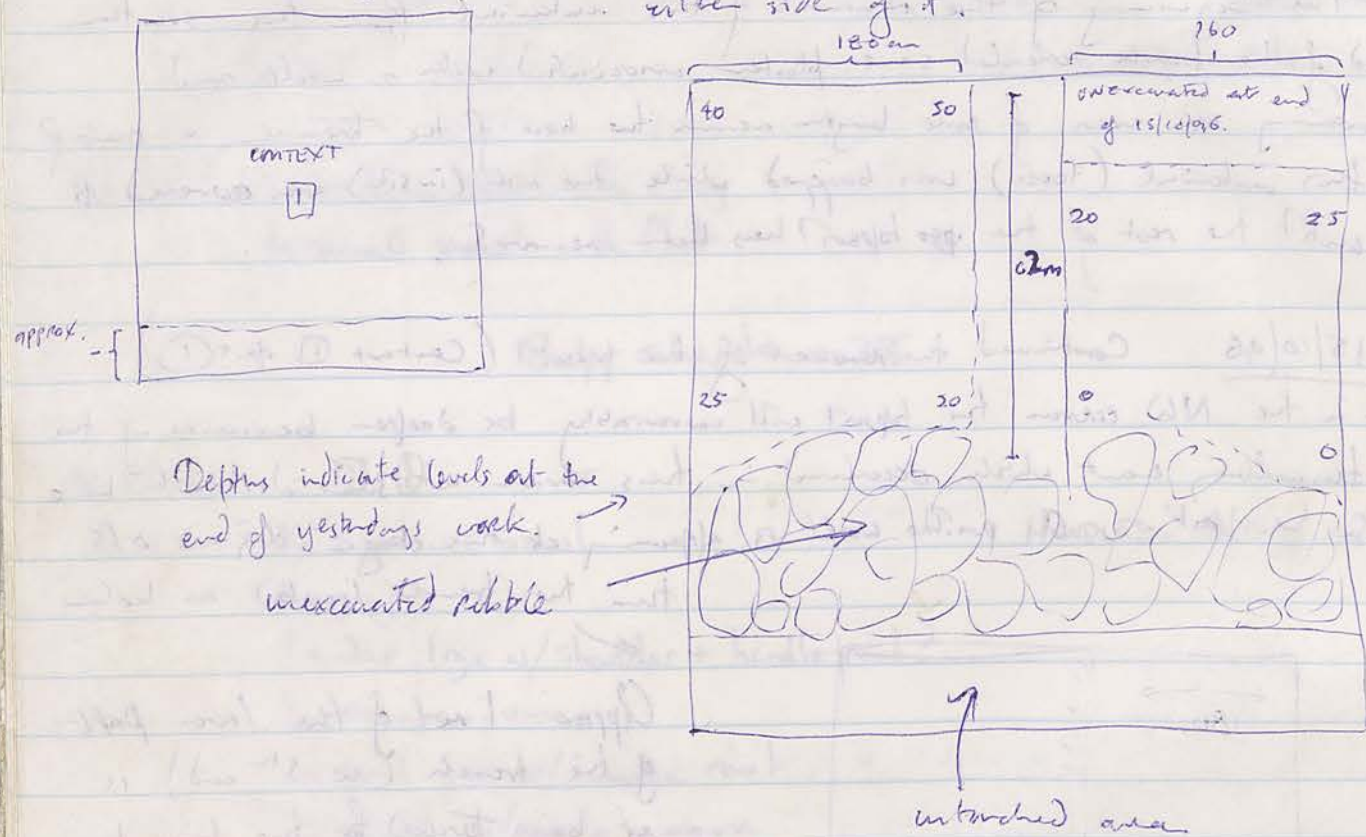


Approx. 1m of the lower part of the trench (ie 5th end) is not being touched for the time being due to the plaster being located here. We will deal with this area later.

16/10/96

Continued the removal of the topsoil from the Eastern side of the trench area - East of the wall area which was visible yesterday. At this stage the only remaining large stone ^{work} is in the centre of trench defining the N/S aligned wall as seen yesterday, and the upper level rubble remaining in 5th end of the trench. (See diagram over page)
 Note that the ~~best~~ depth of spit ① has been considerably more than usual given the damage which was rendered to the NW corner of the trench at some stage in the past.

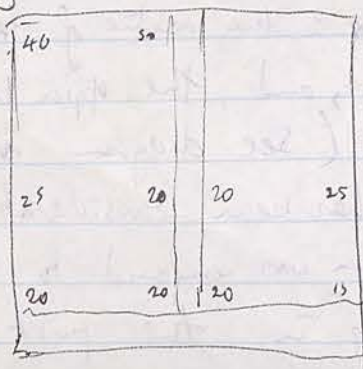
consequently, no photo was taken at the end of ~~the first level~~ context [1] spot ①.
Context [1] applies to all of the area Nth of the zone which has been left untouched because of the plaster. This includes the N/S wall and the areas either side of it.



Depths indicate levels at the end of yesterday's work.

Now reaching the end of context [1] with ~~large amounts~~ ^{more} of plaster appearing on both sides of the wall. Unfortunately the excavator has gone a little deep on the E side and now requires the trench to be split into 2 contexts. Cont [2] is the W side and Cont [3] is the E side. The result of the over-stepping of the E side is that ~~there~~ a hard/compacted layer has been found.

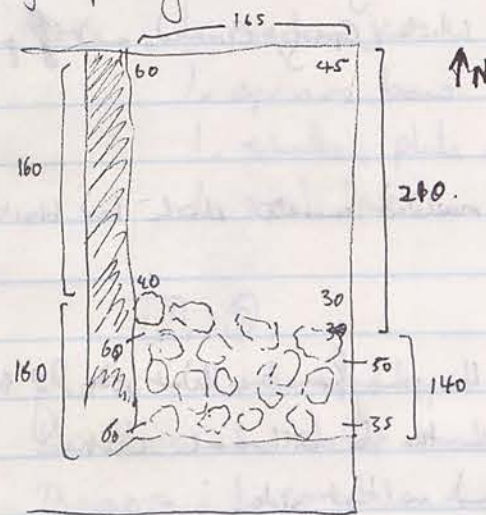
17/10/96 By the end of this day the rest of cont [1] spot ① rubble at the Sth end of the trench had been removed.



Moved on to the E side into context [3] area to remove spot ②.

This work was executed primarily from the Sth end of the trench and found a very compacted layer at the Nth end.

The compacted material was brushed down to reveal a very rough, undulating, light brown compacted material which the workers referred to as a floor - this I find difficult to agree with given the rough/undulating nature. The aim of spot ② was to remove as much of the loose debris across the ^{CONTEXT area} ~~excavated~~ as possible - revealing the same compacted material. However, at the Sth end of this context the integrity of the "floor" has been compromised by a large amount of rubble. At this end the compacted material can be found in dips and troughs below & around some of the rubble. This suggests to me that the "floor" may in fact be a product of taphonomic processes where the collapse of structure has occurred creating the Sth end rubble on top of an area of ~~soil~~ soil deposition when taphonomic activity was slow on the site. The result could be a "topsoil" like surface during a depositional hiatus which became compacted over time from rain soaking + treading. In other words I reckon the hard stuff is just part of the site formation and not the occupation sequence.




Depths are given below surface except where they are noted ~~below~~ next to the N/S wall - these are given below the nearest piece of wall.

Shows E side (CONTEXT 3) only.

Spot ② soil removed was primarily a red brown loose material & occasional grey-black patches. These patches ~~however~~ did not result in any charcoal or structures.

19/10/96 Began the removal of context [2] spot ② on the W side. Decided against any further excavation on the E side (cont 3) until later - workers fear a well may be present in the rubble - right now we need to investigate the hard to some depth.



Spot ② completed by 8 am and Spot ③ commenced. Nothing remarkable was noted about spot ②. Final depths noted for cont [2] spot ②.

NB Area left at Sth end for plaster protection is now c 60 cm wide.

15/1/9 19/10/96 cont'd.

Note on soils: Cent [2] spit (2) was a reasonably grey soil although more so in some patches - ranging back into the fairly usual light brown / tan / beige colour.

Cent [2] spit (3) is a distinctly red-brown soil which contains a high amount of finely ~~crushed~~ smashed and decomp. stone. This matrix was considerably more compacted than that above in some places - mostly the Nth end.

20/10/96

Continuation of cent [2] spit (3). Large amounts of rubble are still coming out along with a very red brown soil matrix. Matrix also still contains a lot of decomposed rock.

Red plaster is once again being turned up - 2 samples with a profile were retained other samples being noted. Yellow plaster also noted today.

So far this has given us Red, Yellow, Black, White, Grey, Grooved, and profile plaster noted from both sides of the N-S wall.


Also revealed and kept ~~was a piece~~ ^{were a number} of pieces of moulded concrete which had black + red paint / plaster coloring.



profile shape.

All of this material to date has come from the West side of the track. Further excavation in the E will reveal whether similar materials can be found on that side.

Finished outest [2] spit (3) at the following depths.



Began cent [2] spit (4) and immediately turned up a tannan in the Nth end. See cent map tannans and further detailed drawings.

It can be photo'd & drawn tannans.

Tannan was covered up so that

POTTERY 15/1/9

15/10/96 [3] (2)

Rims: 1x Jar medium
1x sm bowl

Body Shards 2 1 w/horizontal grooves
1x Ed Clarke pressed patterns. I think he was just looted.

Body Shards x 10.

17/10/96 [2] (2)

RIM: 1x jar

19/10/96 [2] (2)

Rims: 1x medium jar
1x equinus bowl
1x shallow plate with lip.
1x sm jar?

Body Shards x 12
Contains Cookware

[2] (3)

Rims: 2x double lipped deep bowl
Handles: 1x strap root
Bases: 1x complete ring base
2x partial ring base

Body Shards x 5

20/10/96 [2] (3)

Rims: 2x medium jar
1x plain rim / open jar.

Handles: 1 strap root
BASES: 1x amphora toe frag.

Body Shards x 14

contains cookware.

[2] (4)

Rims: 1x large pot
Bases: 2x large plate ring

Handles: 3x strap frag.

Body shards x about 10.

1x stop

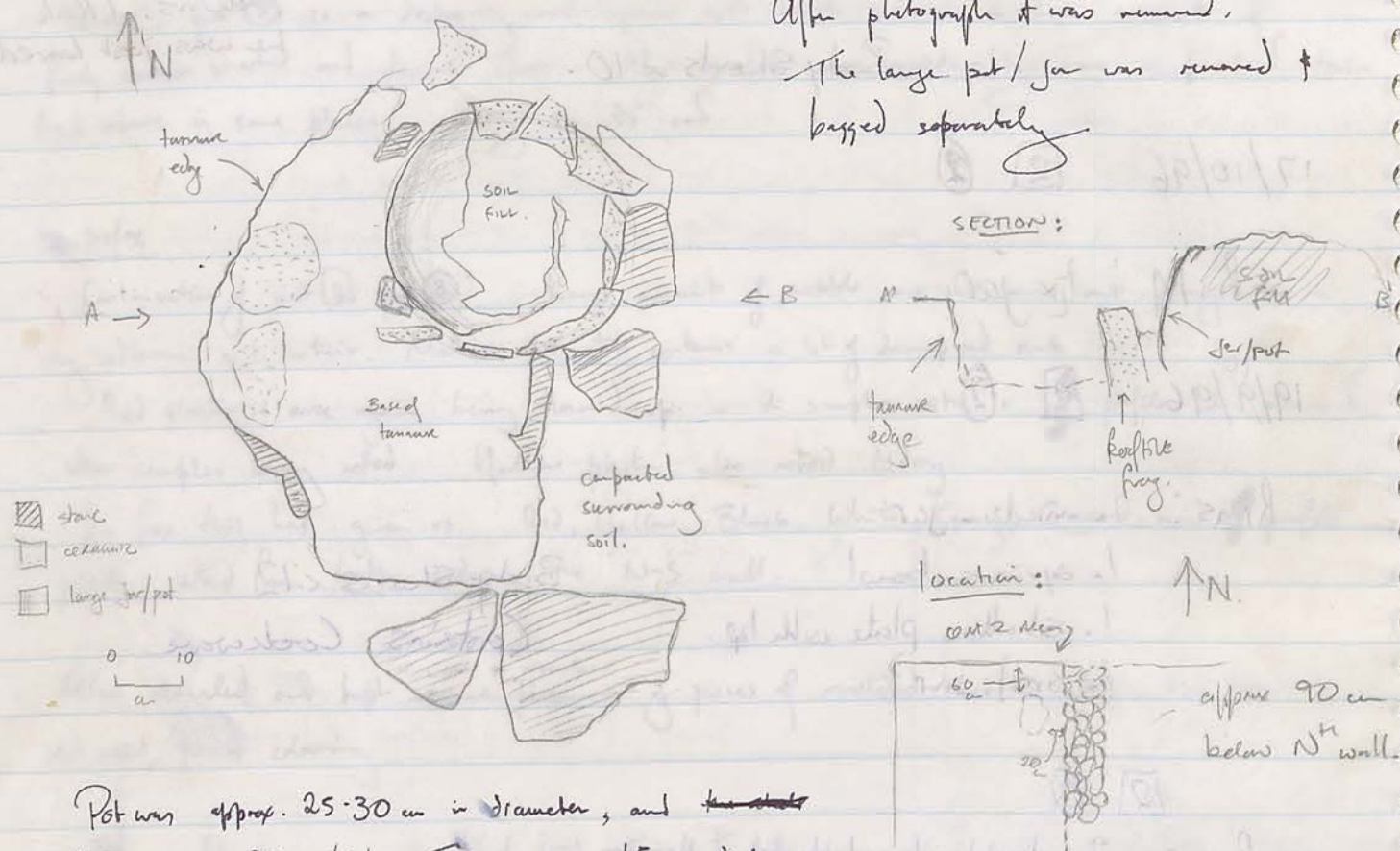
1x roof tile frag?

15/19 * 21/10/96

TANNAR PHOTO ROLL CP 4: 20-29

Began the day by cleaning up the tannar for photography. ~~It should be~~

After photograph it was removed.
The large pot/jar was removed & bagged separately.



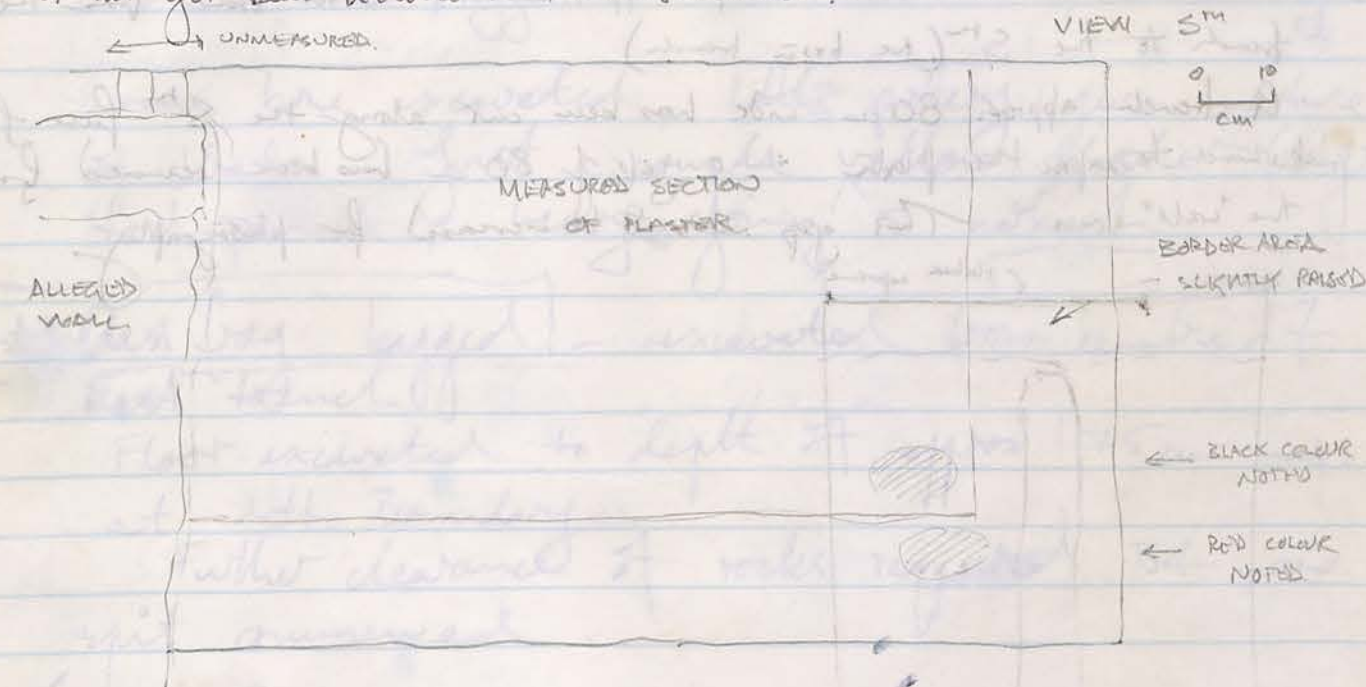
Pot was approx. 25-30 cm in diameter, and ~~height~~ c 20 cm high. Tannar was 15 cm deep.

Based tannar contained pieces of pottery which were burnt and much of the edge of the tannar was edged with rough pieces of stone. Below the jar & base of tannar were a number of fist-sized cobbles in a very loose matrix. - apparently (to me) the packing for a floor. (TO be investigated later). No floor visible so far although some of the layers have been very compacted. Note that the tannar was in very poor condition retaining very little of its original form.

After the removing of the jar/pot and tannar ceramics we found an attempt to the plaster wall. The removal of all material to a depth of c. 90 cm in front of this wall area (Sth wall of trench) revealed a stretch of approx. 130 cm of plaster to a depth of 80 cm. Plaster was primarily colour free although small patches of both black & red were visible near the base. Towards the E end of the plastered area a vertical detail was noticed - this is currently shielded by the Nth 'wall' which needs to be removed. On this wall - (the Nth end

Roll 5: 1-8. [Photo #'s for the plaster]

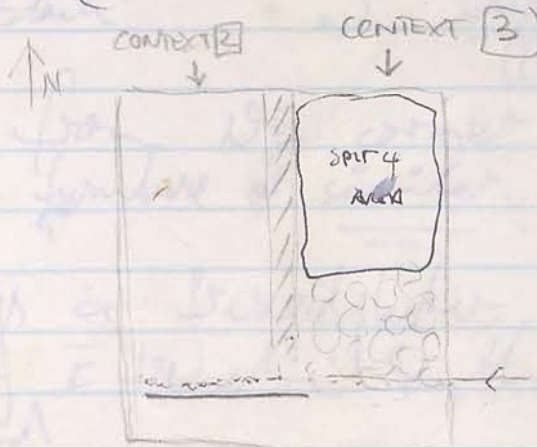
upper two courses look like a wall whereas the Sth half and the lower half do not appear to be much like a wall. On this basis I suspect we have a short secondary (or tertiary) wall located only in the Nth half of the trench. Thus the Sth half can be removed so that the plaster can be revealed. Note that this section of plaster (the detail) has not yet been included in the measurement.



Context [3] area has not been excavated for a few days and will be the next area tackled - currently Nth end of this area is very compacted like a floor but the Sth end is full of rubble and may be a very damaged remnant floor.

DIRECTION FOR 22/10/96

- ① - EXCAVATION OF CONTEXT [3] SPIT ④
LEVELLING OF Nth HALF TO MEET DEPTH OF Sth HALF.
ON COMPLETION OF ① MEASURE DEPTHS. CONTINUE DOWN ANOTHER SPIT OVER ALL OF CONTEXT [3] AREA - SPIT ⑤
DO NOT ENCRONCH UPON Sth EDGE OF TRENCH (c. 60 cm BUFFER).



Running out of pages so this one's out of order.

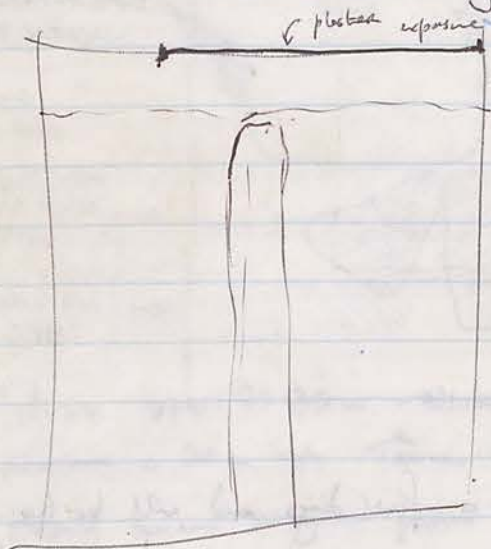
151/9

23/10/96

22/10 →

Spent the morning working along the plaster face. Removed the coverage from the plaster and began the removal of the central "wall". This area was ~~not~~ did not contain any characteristics of a wall at the Sth end. This area was removed to facilitate full exposure of the plaster wall. It is worth noting that the plaster reaches across the trench towards the East & stops approx near the door stones from the bench to the Sth (the basic trench).

A trench approx. 80cm wide has been cut along the Sth face of the trench to expose the plaster + a gap of 80cm has been removed from the "wall" area. This gap needs to be increased for photography.



151/9

22/10/16.

* Commenced work on [3] (4) in NE 1/4. clearing back to Nth boundary, welling whole E 1/2 at trench.

[3] (4) definitely flat as clay-like packing sub surface suggests - not naturally occurring.

Some bone excavated, little pottery given nature of strata. Just a couple yellow plaster frags. Hard pan, heavy going to work.

[* Glass bag bagged] - excavated from centre of East Trench.

Floor excavated to depth of approx 75cm max. at Nth Boundary.

Further clearance of rocks required B4 new pit commenced.

[3] (5) commenced after Mangoria.

Further plaster frags - primarily red. } samples bagged. - 1 black

Worked Ivory fragment - excavated from NE corner - ? fragment of furniture or similar.

Continued Worked/shaped plaster frags or second plaster samples excavated from E trench South of midline - bagged.

POTTERY 151/9

21/10/96 ② ③

11x Tannour Pottery 1x Roof Tile

② ③

Large Pot in tannour x approx 50 pcs

② ③

RIMS: 1x larger coarse ware pot HANDLES: 1x Strap Frag
1x sm " " "

BASES: 2x pot ring.

22/10/96

RIMS: 1x Mortarium/large
3x jar frag.

Body Shards x/6

POTTERY OBJECTS

Level 1	1 medium pot	1/2/1	POTTERY
Level 2	1 small pot	1/2/1	OBJECTS
Level 3	1 medium pot	1/2/1	POTTERY
Level 4	1 small pot	1/2/1	OBJECTS
Level 5	1 medium pot	1/2/1	POTTERY
Level 6	1 small pot	1/2/1	OBJECTS
Level 7	1 medium pot	1/2/1	POTTERY
Level 8	1 small pot	1/2/1	OBJECTS
Level 9	1 medium pot	1/2/1	POTTERY
Level 10	1 small pot	1/2/1	OBJECTS
Level 11	1 medium pot	1/2/1	POTTERY
Level 12	1 small pot	1/2/1	OBJECTS
Level 13	1 medium pot	1/2/1	POTTERY
Level 14	1 small pot	1/2/1	OBJECTS
Level 15	1 medium pot	1/2/1	POTTERY
Level 16	1 small pot	1/2/1	OBJECTS

DOMESTIC QUATER OBJECTS 29/9/96 →

29/9/96 151/2
POTTERY Level 2 1 medium bag
Objects Level 2 1 small bag

POTTERY 179/3 Level 2 1 medium bag
Objects Level 2 1 small bag.

30/9/96 151/2
POTTERY Level 2 1 medium bag
Objects Level 2 1 small bag

POTTERY 179/3 Level 3 1 medium bag
Objects Level 3 1 small bag.

1/10/96 151/2
POTTERY Level 2 1 medium bag
objects " 1 small bag

Pottery 179/3 Level 3 1 medium bag
objects

2/10/96 POTTERY 151/2 Level 2 1 medium bag
Object " 3 sml bag

Pottery 179/3 Level 3 1 large bag
object " 3 sml bag.

3/10/96 Pottery 151/2 Level 2 1 medium bag
object 12 sml bag

Pottery 179/3 Level 4 1 medium bag
Object ~~151/2~~ 2 sml bags.

Object list 15/9/96

17/9/96 151/2
Rims: 1 medium jar
2 small jar

Body sherds x 100
Handles: 1 strap handle
3 handle bases

Basin: 2 plates
1 large ceramic jar
1 ceramic jar

Body sherds x 20 pieces

15/9/96

Rims: 1 large ceramic vessel
1 small bowl
1 medium bowl - thick
1 mortar
3 x ceramic bowl
1 small bowl
2 jars

1 ceramic bowl

Handles: 1 strap handle
2 strap handle bases
1 handle fragment

Basin: 3 ring bases
1 ceramic fragment

Body sherds x 20 pieces

151/8 Object lists - Pottery

15/9/96

Rims: 1 medium jar
2 small jar

Stopper ✦

Handles: 1x strap handle
2x handle base

Base: 2x plate
1x unguentaria toe
1x amphora toe

Body Sherds x 35 pieces



16/9/96

Rims: 1 large coarseware vessel
1 ^{large} ~~medium~~ bowl - thick.
1 mortarium
3x echinus bowl
1x small bowl
6x jar
? 1x coarseware bowl.

Handles 1x Amphora Handle Root
2x jar strap handle Roots
1x handle fragment.

Base 3x Ring bases
? 1x Base fragment

Body Sherds x 90 pieces.

DIAGNOSTICS

DAY 3 17/9/96

HANDLES: 1 strap handle base

STOPS x 2

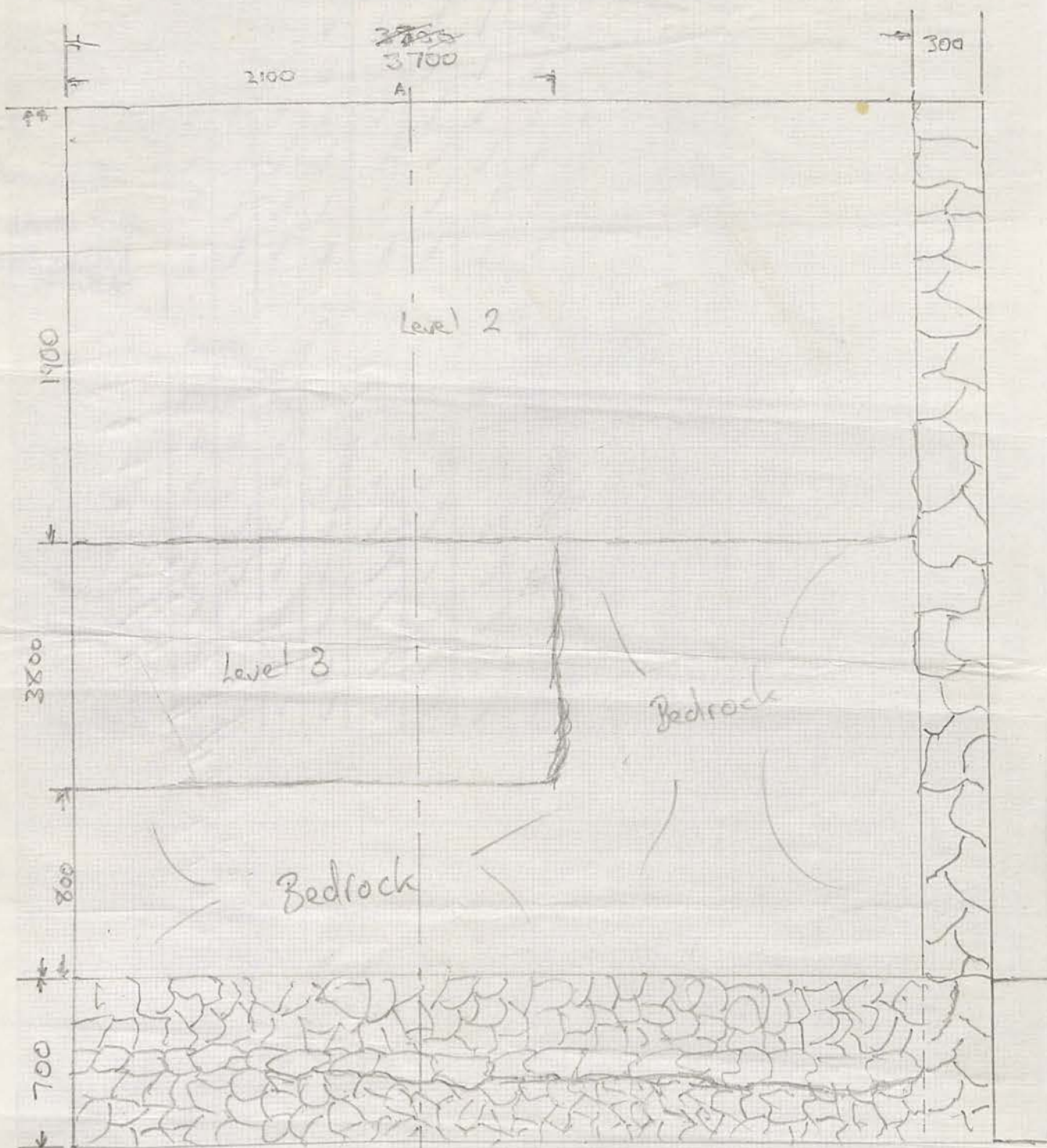
Body sherds x 100

Domestic Quarter	OBJECTS	TRENCH: 151/8
15/9/96	POTTERY + 2 pieces painted plaster	Topsoil 1 med bag
16/9/96	POTTERY	Level ① 1 med bag
	Lead Object	Level ① 1 sm bag
17/9/96	POTTERY	Level ② 1 large bag
	BONE Fragments	Level ② 3 small bags
	Metal Button & Rod	Level ②+③ 2 sm bags
18/9/96	POTTERY	Level ② 1 large bag
	BONE Fragments	Level ② 1 small bag
	Metal Objects x5	Level ② 5 small bags
19/9/96	POTTERY	Level ② 1 large bag
	Objects	Level ③ 1 medium bag
	Bone fragment	Level ② 2 small bags
	object	Level ② 1 small bag
		Level ③ 1 small bag
21/9/96	POTTERY	Level ③ 1 large bag
	Objects	Level ③ 5 x small bags
	BONE	Level ③ 1 x medium bag
22/9/96	POTTERY	Level ③ 1 large bag
		1 medium bag
	BONE	Level ③ 1 medium bag
	Objects	Level ③ 7 small bags
23/6/96	Pottery	Level ③ 1 ^{medium} small bag
	Bone	Level ③ 1 small bag
	objects	Level ③ 2 small bags

23/9/96	Trench No 179/3	
POTTERY	Level ① Topsoil	1 small bag
Objects	Level ① Topsoil	1 object
24/9/96		
Pottery	Level ①	1 small bag
	151/8	
Pottery	Level ③ Bank Stn	1 medium bag
Bone	Level ③ Bank Stn	1 small bag
25/9/96		
Pottery	151/8	Level ③ Bank ^{medium} bag
Objects		" " 1 small bag
	179/3	
Pottery		Level ① Topsoil 1 medium bag
Object		" " " 1 small bag
26/9/96	151/8	
Pottery		③ Bank South 1 medium bag
	179/3	
Pottery		Level ② 1 medium bag
	151/2	
Pottery		Level ① Topsoil 1 medium bag
28/9/96	151/2	
Pottery		Level ① 1 medium bag
object		" 1 small bag
	179/3	
Pottery		Level ② 1 medium bag

151/2

N ↑



section AR

scale 1:25

Luke Laffan

24/10/96

DG Date

Report on:

Progress - continually

Soil colour, especially change.

Any finds - check location

note depth
 draw exact spot on sketch map with measurements
 draw small sketch of object, if necessary.
 bag and label with one label inside and one outside.

Pottery - all into zembil. At end of day double bag and label inside/outside with details:

Trench no. level & locus

Date

your initials in corner

DG. 16/9/96
363/9(3)
HJ.

Change of level: start new zembil of pottery with new locus new label

Lists: Daily objects with trench number, level no. etc. in back of book.

Number of pottery bags & size e.g. on facing page

2 large pottery bags from level (3)

1 small " " " " (4)

Start each day with large sketch to scale either on graph paper or ruled in book - fill in details as day proceeds.

	SEPTEMBER										
	15	16	17	18	19	21	22	23	24	25	26
Yazi	/	/	✓	✓	✓	✓	✓	✓	✓	✓	✓
Sara	/	/	✓	✓	✓	✓	✓	✓	✓	✓	✓
Ali	/	/	✓	✓	✓	✓	✓	✓	✓	✓	✓
Amuna	/	/	✓	✓	✓	✓	✓	✓	✓	✓	✓
Fatouma	/	/	✓	✓	✓	✓	✓	✓	✓	✓	✓
Muhammed	/	/	✓	✓	✓	✓	✓	✓	✓	✓	✓
Hammet	/	/	✓	✓	✓	✓	✓	✓	✓	✓	✓

	SEPT			OCTOBER								
	28	29	30	1	2	3	7	8	9	10	11	12
Yazi	/	✓	✓	✓	✓	✓	✓	✓				
Sara	✓	✓	✓	✓	✓	✓	✓	✓				
Ali	✓	✓	✓	✓	✓	✓	✓	✓				
Amuna	✓	✓	✓	✓	✓	✓	✓	✓				
Fatouma	✓	✓	✓	✓	✓	✓	✓	✓				
Hammet	✓	✓	✓	✓	✓	✓	✓	✓				
Hallef	✓	✓	✓	✓	✓	✓	✓	✓				

DG Date:

Report on:

Progress - continually

Soil colour, especially change.

Any finds - check location

note depth
draw exact spot on sketch map with measurements
draw small sketch of object, if necessary.
bag and label with one label inside and one outside.

Trench no.
Level no.
Locus no.

Pottery - all into zembil. At end of day double bag

and label inside/outside with details:

Trench no. level & locus

Date

Your initials in corner

DG. 16/9/96
363/9(3)
HJ.

Change of level: start new zembil of pottery with
locus new label

Lists: Daily objects with trench number, level no. etc.
in back of book.

Number of pottery bags & size e.g. on facing page

2 large pottery bags from level (3)

1 small " " " " (4)

Start each day with large sketch to scale
either on graph paper or ruled in book - fill
in details as day proceeds.