

φ.1999



# A4 NOTE BOOK

No. 595

J.K. JACK TURNER 1990  
KWALES KWALES Q. TUR







locus no.



bag no.



object

333/7

pp 1-

333/4

8-

drain

p. 6 f. (333/7)

333/8

17-

wall

p. 11 f (333/4)

depths p. 16

J.K.

1. 5. 90

1. Hussein Mhmad  
~~Mhmad~~
2. Hassam Hasam
3. ~~Aziz~~ Mhmad El Musa
4. Aziz Hajul
5. Hasam Mhmad.

Trench : 333 no. 7

This trench has just been laid out.  
Commencing to shift topsoil - 8.00 AM  
non descript sherds  $\square$   $\circ$   
Small piece of glass  $\square$   $\circ$   $\triangle$  topsoil

JK.

2.5. 90

- Hussein Mhmad  
Hassam Hasam  
Mhmad El Musa  
Aziz Hajul  
Hasam Mhmad

Continuing to clear soil  
Glass object  $\square$   $\circ$   $\triangle$  topsoil  
Sherds  $\square$   $\circ$   
Photo 1.00 PM



1 4

medium handle and rim fragment  
double lipped coarse rim fragment  
2 coarse rim frags  
base frag. of small steep sided bowl, medium  
3 base frags, one fine ware  
1 fine body sherd  
coarse body frags.

2 1

frags of roof tile  
1 complete amphora toe  
2 coarse handle frags  
1 fine base frag, red  
2 medium base frags  
1 med/fine rim frag, light incision  
2 med. echinus rims  
1 river stone  
coarse body frags, some cooking ware  
1 coarse rim  
1 coarse base frag.

2 5

complete coarse handle of large vessel, red material  
3 coarse rim frags  
1 small med. base frag.

3.5.90

333/7

Hussein Mhmad  
Hassan Hassam  
Mhmad El Musa  
Hassan Mhmad  
Aziz Hajvi

Removing first layer of stones, starting from the centre of the trench: judging from the adjacent trench and some large worked stones in this trench, this approach should reveal a wall running North-South as with 364/9. This new focus is 2, approximately 20cm deep.

- 2 1 sherds
- 2 2 iron pin: fibula?
- 2 3 4 flat, black stone: whetstone?
- 2 4 5 flat piece of iron
- 2 5 ~~some~~ more sherds



S.S. 90

- [2] (6) coarse handle frag  
green glaze body sherd  
2 med/fine echinus rims  
rim of shallow bowl, med/fine  
rim frag of steep sided bowl, med/fine  
coarse rim frag  
3 coarse base frags  
1 fine red base frag.
- [2] (9) large med. body frag, grooved  
med. horizontal handle  
med handle frag with attached at rim.  
coarse amphora toe  
coarse rim frag of small necked vessel  
med. echinus rim, red glaze  
fine echinus rim, red.  
rim frag of shallow bowl, med/fine.  
fine black highly fired body frag
- [2] (8) base frag of small med/fine bowl, concentric circles painted  
5 small med base frags  
1 fine red base frag of shallow plate -  
2 med/coarse handle frags at junction with body  
4 med/fine echinus frags  
1 echinus rim frag, grey ware, highly fired.  
5 coarse, unglazed neck rim-shoulder frags of med. bowls.  
2 rim frags of large mortarium.  
2 double lipped rim frags of coarse, unglazed vessel  
rim frag of med. flared plate  
1 working ware handle frag.  
rim frag of fine bowl, fine, brown/black  
rim frag of large coarse storage vessel "pie crust" triangles  
1 fine red body sherd.

Hussein  
 Hassam Hasam  
 Hasam Mhmad  
 Aziz Hajul  
 Mhmad El Musa has a proxy today - girl smau

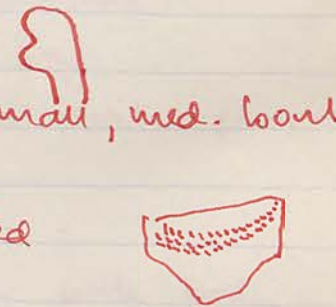
There is a great deal of pottery

- [2] (6) Small, curved, man-made black object
- [2] (2) (6) two <sup>small</sup> big bags of pottery
- [2] (8)
- [2] (9) bag of bones
- [2] (10)





- ③ ① amphora be, med/fine  
 2 coarse handle frags  
 3 coarse high plate base frags  
 5 ~~4~~ med. base frags.  
 2 med/fine echinus rim frags  
 1 fine black rim frag of steep sided bowl, slight groove.  
 1 fine black rim of plate.  
 1 fine red body frag, grooved.  
 1 med rim frag of shallow bowl, grooved.  
 3 med. rim frag, flared, of shallow bowl.  
 6 med rim frags of steep bowls.
- ③ ② 2 marbling base frags, coarse, cream, incised centre  
 1 fine red body frag, from plate (flat)  
 1 coarse handle of large vessel  
 rim frag of plate with raised edge.  
 4 med/fine echinus rims  
 1 med rim frag of steep sided vessel  
 1 rim, neck + shoulder frag of small, med. bowl  
 1 med body sherd with grooves  
 1 fine red body sherd frag, incised  
 w/ file frags



C.S. 90

Hussein  
 Hassam Hassam  
 Hasam Mhamad  
 Aziz Hajol  
 Mhamad El Musa - bint working again

Continuing to work from the corners of the two walls outwards - I am calling this a new locus ③ - there stone is still a great deal of soil but the stones are now much smaller (tennis ball size). There seems to be no change in soil colour

- ③ ① sherds  
 ③ ② more sherds  
 ③ ③ bone  
 ③ ④  $\Delta$  arrow head (?)


This new locus (if it is in fact a new locus) begins at an approximate depth of 80cm from the corner of the two walls in the SW.

③ ⑤ ⑧ figurine fragments



7.5.90

- [3] (5) frags. of roof tile
- 1 amphora toe
- 1 med / fine base frag
- 1 neck + rim frag of med. bowl
- 1 rim frag of med vessel
- 1 fine echinus rim frag
- 1 rim frag of large, med. vessel, double lipped.
- flared rim frag of steep sided vessel, med.
- 1 rim frag of plate with lip, med / fine.
- 1 rim frag of med. vessel
- 1 fine red body frag.
- base frag of very fine, grey material "fish plate"



- [4] (1) worked basalt.
- roof tile frags
- handle frag of large vessel - pithos or amphora.
- fine red body frag
- double lipped rim frag, med.
- rim frag of plate (shallow bowl) med, unglazed
- base frag of med dish, trace of brown / red glaze.
- rim frag of large, steep necked coarse vessel.

- Hussein
- Hassan <sup>Hassan</sup> ~~Haji~~
- Ajiz Hajin
- Hassan Mhmad (Ahmed)
- Mhmad El Musa (proxy)

Starting off in the same tough soil with lots of limestone. This looks like a floor in places but it is not level so does it cover the whole area. There are soft patches.

10.00 AM There is a change in soil composition - no more limestone. There are a great many small stones - tennis ball size as with found yesterday. I'm calling this a new locus [4].

(The first bag of pottery comes from the old locus)

floor patches

[3] (5)

I'm digging a small trench along the southern wall to give a profile of this section and the limestone layer which looked like a floor.

[4] (1) comes from this trench.

The drain at the end of the trench is partially covered with some flat stones which it has passed. The drain is immediately below the old limestone layer. The limestone layer is very white and very soft, suggesting that it may all have been the floor. On the other hand, this sand layer is immediately above a drain which appears to have been covered at the eastern end of the section which I have uncovered that is a red stone which seems to be covering the drain. The drain appears to be blocked flanked by 2 rows of stones in places.



15 ① Frag of amphora loc.  
small handle frag, med wave, red.

base frag of small dish, black fine.

14 ② fine black body sherd.  
1 rim frag, unglazed, med with lip.

8.5.90

Hussein  
Hassan Hassan  
Aziz Hajir  
Mhmad El Musa (proxy)  
Hasan Mhmad (Ahmed)

Continuing to dig the small trench along the southern wall. It is 130 cm wide, running E-W, parallel to the wall. It seems apparent that there is a floor, a very poor and uneven floor of crushed limestone when viewed in profile. At ~~short dig~~ (?) a shallow depth beneath there is another floor (20 cm) of somewhat finer limestone but even thinner. A small bag of pottery and a small bag of bones comes from this locus.

- ④ ② sherds
- ④ ③ bones

The distance between the two is approx 5 cm. The new locus is beneath the second floor I have called ⑤. There is not much pottery ⑤ ①. We have uncovered a drain made of soft limestone or mortar, running east west parallel to the wall. The drain was full of soil and partially covered with some flat stones which we have removed. The drain is immediately below the 2nd limestone layer. This limestone layer is very white and very soft, suggesting that it may not have been a floor. On the other hand, this same layer is immediately above a drain which appears to have been used. At the eastern end of the section which we have uncovered there is a red stone which seems to be covering the drain. The drain appears to be bordered flanked by 2 rows of stones: in places



Plaster network (horizontal)  
 Plaster network (vertical)  
 Plaster network (diagonal)  
 Plaster network (cross-hatched)

The distance between the two is approx 2cm  
 The wall has a small gap in the plaster  
 A small bag of plaster and a small bag of sand  
 covers from this level

- ① ② ③ ④ ⑤ ⑥ ⑦ ⑧ ⑨ ⑩ ⑪ ⑫ ⑬ ⑭ ⑮ ⑯ ⑰ ⑱ ⑲ ⑳ ㉑ ㉒ ㉓ ㉔ ㉕ ㉖ ㉗ ㉘ ㉙ ㉚ ㉛ ㉜ ㉝ ㉞ ㉟ ㊱ ㊲ ㊳ ㊴ ㊵ ㊶ ㊷ ㊸ ㊹ ㊺ ㊻ ㊼ ㊽ ㊾ ㊿

We have uncovered a drain made of soft limestone  
 of water, running east west parallel to the wall  
 The drain was full of dirt and plaster  
 covered with some fine plaster which we have  
 removed. The drain is immediately below  
 the old plaster layer. The limestone layer  
 is very white and very soft, suggesting that it  
 may not have been in place. On the other  
 hand this same layer is immediately above  
 a drain which appears to have been covered.  
 At the eastern end of the section which we have  
 uncovered there is a stone which seems to be  
 resting on the drain. The drain appears to be  
 protected (covered) by 2 rows of stones in places

As a lip on the plaster is intact.



We have stopped work on 383/7 as the  
 fine being and started work on an adjacent  
 trench 383/6 immediately to the East.  
 To go deeper in 383/7 would necessitate  
 destruction of the drain: as it is not  
 possible to draw a composite section by  
 the drain in the North and the section  
 dug along the wall. 383/6 should reveal  
 a continuation of the wall from 383/7 and  
 the drain from 383/7.

- ① One small bag of sherd
- ② One piece of shell
- ③ One piece of shell



① ① unfooted base frag of coarse (water?) storage pot.  
base frag of small coarse dish  
4 rim frags of med. shallow plate, unglazed.  
battered rim frag of small coarse vessel, double lipped.  
base frag of amphora with hole.

10-5-90  
7-5-90

Hassan Hassan  
Hussein  
Aziz Hajul  
Ahmed for Hassan Mhmad  
Bint for Mhmad El Musa

We have stopped work on 333/7 for the time being and started work on an adjacent trench 333/4 immediately to the East. To go deeper in 333/7 would necessitate destruction of the drain: as it is ~~is~~, it is possible to draw a composite section to of the baulk in the North and the section dug along the wall. 333/4 should reveal a continuation of the walls from 333/7 and the drain from 333/7.

One small bag of sherds ① ①  
One piece of clear glass ① ② ③

① ①  
② ②  
③ ③  
④ ④  
⑤ ⑤  
⑥ ⑥  
⑦ ⑦  
⑧ ⑧  
⑨ ⑨  
⑩ ⑩  
⑪ ⑪  
⑫ ⑫  
⑬ ⑬  
⑭ ⑭  
⑮ ⑮  
⑯ ⑯  
⑰ ⑰  
⑱ ⑱  
⑲ ⑲  
⑳ ⑳  
㉑ ㉑  
㉒ ㉒  
㉓ ㉓  
㉔ ㉔  
㉕ ㉕  
㉖ ㉖  
㉗ ㉗  
㉘ ㉘  
㉙ ㉙  
㉚ ㉚  
㉛ ㉛  
㉜ ㉜  
㉝ ㉝  
㉞ ㉞  
㉟ ㉟  
㊱ ㊱  
㊲ ㊲  
㊳ ㊳  
㊴ ㊴  
㊵ ㊵  
㊶ ㊶  
㊷ ㊷  
㊸ ㊸  
㊹ ㊹  
㊺ ㊺  
㊻ ㊻  
㊼ ㊼  
㊽ ㊽  
㊾ ㊾  
㊿ ㊿



①③ coarse body sherds

①④ 2 matching base frags of large coarse bowl, cream slip on exterior  
2 whole unglazed handle frags  
fine red body frag  
coarse red body frag with red line painted.  
2 small coarse rim frags, double lipped, unglazed, small shoulder frag, coarse.  
flaved rim frag of small med/fine straight sided bowl.  
flaved rim, coarse, small bowl.

②① 2 coarse stopper frags.  
med/fine base frag, semi-glossy black glaze.  
fine base frag, red glaze, of small, steep bowl.  
9 med/coarse unglazed base frags.  
2 fine echinus rim frags, brown/red glaze  
4 coarse echinus rim frags.  
3 coarse flaved double lipped rim frags, steep sided  
2 med/coarse rim frags of plates, flaved with groove.  
flaved med. rim frag of small bowl  
flaved rim frag. of coarse bowl, slight 9" echinus-  
plan rim frag of <sup>small</sup> coarse vessel.  
small coarse handle frag, cream slip.

10-5-90

Hassan Hassam  
Husseini  
Aziz Hagit  
Ahmed for Hassan Muhammad  
Buit for Muhammad El Musa

continuing to clear 333/4 - there is a small bag of pottery. ①③

12-5-90

Same workers  
Cleaning more topsoil - it is very hard, almost like dried clay.  
①④ sherds  
①⑤ bone

13-5-90

Same workers  
we have dug down about a foot - the soil is still very hard but <sup>there is</sup> more clay so  
I'm calling this a different locus ②  
②① sherds  
②② <sup>iron</sup> handle of Kantharos (?)  
②③ bone  
②④ <sup>9</sup> stamped amphora handle. 60cm



14.5.90

Same workers

333/4

clearing more dirt and the occasional stone - the earth is very hard. In the N/W corner there are traces of limestone - one would expect a floor at this level as there seems to be one in the adjacent trench. A wall is appearing in the S/W corner

2 5

Same workers

15.5.90

333/4

Continuing to clear the same, tough earth - this doesn't look like a floor! There are more small stones.

2 6

2 7 bone

- 2 5 handle frag, coarse + large
- 11 med/coarse base frags, small vessels, unglazed.
- body sherd, black glaze med/fin
- 2 med, flared rim frags of shallow dishes
- 2 flared rim frags of med vessels + neck + shoulder
- 2 med echinus rim frags.
- 1 double lipped med. rim frag.

- 2 6 4 small coarse base frags, unglazed.
- 3 coarse unglazed handle frags.
- rim frag of large, unglazed storage vessel
- rim frag of shallow dish/plate, med, slight lip.
- neck + rim frag of small coarse necked vessel
- plain rim frag of med/coarse vertical-sided bowl, cream slip.
- flared rim frag of steep sided bowl, coarse
- bulging rim frag of coarse vessel, unglazed



- ② ⑧ twisted handle frag, med, unglazed.
- 2 coarse unglazed handle frags.
- 1 amphora toe
- 3 unglazed base frags, small vessels, unglazed.
- 1 min frag of large bowl, med, unglazed.
- 1 med/finie echinus min frag.
- 1 flared min frag of dish/plate, med.
- 1 min frag of wide vessel, lipped inside and out.
- 1 min + neck frag of ~~wide~~ unglazed vessel.
- 1 flared min frag. of shallow bowl, med, brown/red.
- 1 min + neck frag of stubby vessel, coarse.
- 1 lipped min frag of small bowl, cream slip, med.
- 1 min frag of vertical sided bowl, med, unglazed.
- "echinus" min frag with bend, med, unglazed.



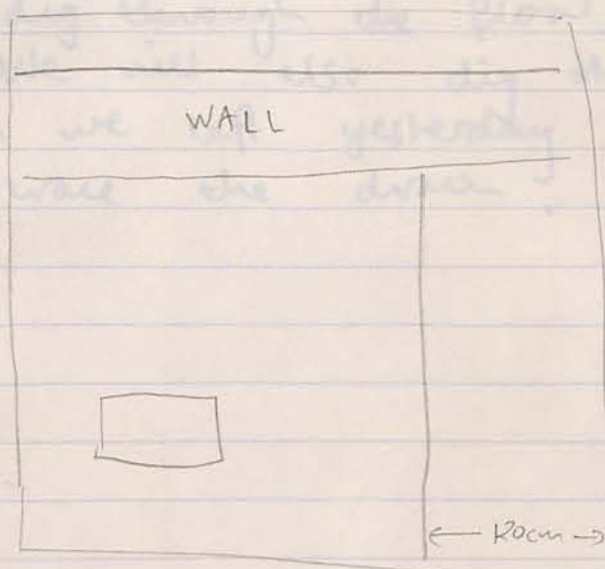
16.5.90

Same workers  
333/4

We have uncovered what looks like a well-digging in the SE corner. Rather than go down in one corner, we will dig in the Eastern side of the trench, leaving a section 20cm wide in the west for the mine being.

② ⑧

② ⑨ bone.




We have not dug the narrow space between the wall and the bank - it is too narrow and will wait until the bank is removed.




- ② ⑩ One intact base frag, med, unglazed c. 8 cm diameter.
- small, med unglazed base frag.
- med, unglazed echinos rim.
- min frag of large vessel, lipped inside and out, unglazed

Same notes

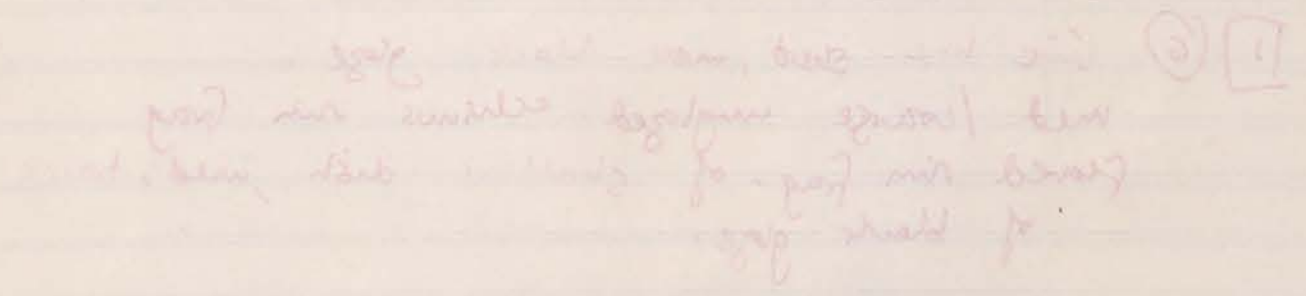
The well is now quite clearly defined. The worked stones seem to be set in at floor level: the floor is well preserved in the SW corner, elsewhere just the hard packed mix of small stones remains - in the SW there is some clay on top. The pottery I have

called  labelled as ② ⑩. See scale diagram.

We will start to dig in the well itself as much as possible - it is very narrow - rather than dig through the floor around the well. We will also dig the 120cm wide section we left yesterday and maybe try and trace the drain.



We have not dug the narrow space between the wall and the bank - it is too narrow and will not suit the bank's





[2] (11)

- roof tile frag
- handle frag of amphora - no stamp!
- 4 broken base frags, small, med ware, unglazed.
- 1 base frag of plate with <sup>(concentric)</sup> circular incision, no stand
- trace of poss black glaze, med.
- 1 ~~echinus~~ rim frag, med, unglazed.
- 4 double lipped rim frags, med/coarse unglazed.
- rim frag of large vessel, lipped inside and out, cream slip, med. ware
- slightly flared rim frag of small, steep sided bowl, med. ware, unglazed.
- rim + handle frag of small unglazed med. ware vessel



[1] (6)

- ~~Small amphora toe.~~
- ~~Small unglazed base frag., med. ware.~~
- ~~Coarse handle frag.~~
- ~~Coarse echinus rim frag.~~
- ~~fine red glaze base frag. - unfortunately shattered by blow of a pick.~~

this is actually  
 [1] (6) from  
 23rd  
 thus crossed out

[1] (6)

- fine body shard, med black glaze.
- med/coarse unglazed echinus rim frag
- flared rim frag. of shallow dish, med, traces of black glaze.

21.5.90

### Same Worker

We have dug out the small section left in the West of the trench, so all the trench is now at one level - except of course, for the wall. The pottery from this section is labelled

[2] (11)

We are starting to remove the baulk - initially the pottery is labelled

[1] (6)

A piece of iron slag has appeared at the bottom edge of the baulk - ie in [2]

[2] (12) (10)




09.2.8

Some water

We have dug out the small trench left in the west of the wall. It is about 10-15 cm deep and contains some soil. The bottom is levelled.

We are starting to remove the rubble. It is a bit of a job but we are getting on with it.

A piece of wood was found in the trench. It is about 10 cm long and 2 cm wide.



semi-articulated goat

22.5.8

Same but

Hassan Hassan is absent it only 4.

(Aziz left early)

Digging in the well:

We have found the remains of a goat at depth - semi-articulated which suggests that it was thrown in when it was already in a bad way.

③ ① bone

③ ② ① glass.

(③ is the well)

There is a small but quite distinct patch of charcoal next to the wall. The limestone patches stop about 50cm from the wall.

There seem to be two different "layers" of limestone one is very soft and white, the other is a little harder, more distinct (in no way) and one up the bank. The white limestone occurs in "stripes" in the soil very clearly.


The patches are only large stones some with bones within a wall and a half of the well. It would seem to be rubble from the wall and that is a considerable amount of soil between the limestone and that rubble, suggesting that a considerable length of time had elapsed.



23rd May 90

Hassan Hassan  
Same S  
(Walid proxy for Hussein)

rough sketch of the bank between 333/4+7



not to scale - rough sketch looking at the bank from the East

There is a small but quite distinct patch of channel next to the wall.

The limestone patches stop about 50cm from the wall.

There seem to be two different "layers" of limestone - one is very soft and white, the other is a little harder, more distinct (ie no gaps) and arcs up the bank. The white limestone occurs in "stripes" in the soil very clearly.

The ~~small~~ only large stones were found within a metre and a half of the wall; they would seem to be tumble from the same wall.

There is a considerable amount of soil between the limestone and this <sup>(average 30cm)</sup> tumble, suggesting that a considerable length of time had elapsed



- 13] (3) small amphora base.
- 2 small fine brown/red frags of small vessel, one from the base.
- 1 complete base med wave, rough brown glaze on cream slip on inside only
- 5 small coarse unglazed base frags
- neck frag of small vessel, med wave, trace of black glaze, broken just under rim

- 11] (7) small amphora base
- 2 small unglazed base frags, med. wave
- coarse handle frag
- coarse echinus rim frag
- fine red glaze base frag (shattered)

between the depositing of the limestone layer and the ~~creation~~ collapse of the wall.

I have dug down in the well to a depth of 160cm. The worked stones end at a depth of 120, resting on bedrock. There are faint traces of mortar in the joints - this would make sense in a cistern. There are 5 courses of worked stones, <sup>counting including</sup> ~~counting~~ from the single stone on the west.

3] (3) sherds from cistern


1] (7) sherds from bath

I want to dig holes for two reasons: 1 to trace the line of the wall, and 2 to provide from the surface - running north-south and which appear to be a continuation of the same building. Secondly, the existence of a cistern and the fact that it appears in a very flat space with few fine stones than elsewhere, suggests that this flat space was a courtyard - this area should confirm or deny this hypothesis and if correct should give definition to the building.

1] (1) topsoil sherd



- 2 14 roof tile frag.  
 round base frag of large coarse storage vessel  
 base frag of large coarse shallow bowl  
 rim + neck frag of coarse cooking frag  
 overturned rim frag of small but coarse steep sided bowl.  
 rim frag, turned inwards, <sup>large</sup> coarse vessel  
 double lipped rim frag, coarse  
 small handle frag, coarse unglazed, belonging  
 to a jug shaped vessel i.e. not circular.  
 from above



- 1 1 2 double handle frags, coarse cream slip.  
 cest hous<sup>e</sup> pour ca sac

24<sup>th</sup> May

Same works

removing the rest of the baulk  
 there is not much pottery.

- 2 14 piece of glass 2 15 12

An extension of the drain is slowly  
 coming to light - in places it is covered  
 with stones as in 333/7

26<sup>th</sup> May

Same works.

I am opening up a new trench 333/8.  
 I want to dig <sup>here</sup> for two reasons: to  
 trace the line of <sup>worked</sup> stones which ~~are~~ are  
 protruding from the surface running north-  
 south and which appear to be a continuation  
 of the same building. Secondly, the  
 existence of a cistern, and the fact that  
 it appears in a very flat space with far  
 fewer stones than elsewhere, suggests that  
 this flat space was a courtyard: this new  
 trench should confirm or deny this hypothesis  
 and if correct, should give definition to  
 the building.

- 333/8 1 1 hopson sherds.



27th May 1990

Shebas Sawa-sawa - khamsey

Continuing to remove the topsoil  
[1] [2] more topsoil sheets.

28th May

for  
same works

topsoil removed - photographed at 8.00 Am  
on 10. →

The north-south wall seems quite evident  
otherwise the wall just looks like a mass  
of rubble

[2] [1] [A] new lens is under topsoil

Stamped amphora handle 90.537

[2] [2]  
sheets.

Rhodian. circular stamp  
very worn.

- ① ② 1 deep green glaze rim frag.
- 1 amphora toe.
- 1 small coarse base frag.
- roof tile frag.
- 3 double lipped med/coarse rim frags, 2 c. cream slip.
- 1 coarse body frag., unglazed, parallel incisions
- rim frag with incision of plate, coarse unglazed
- rim frag of shallow dish/bowl, med/coarse, unglazed.

- ② ② double handle frag, coarse
- 5 1/2 large med/coarse mortarium rim frags.
- 2 coarse echinus rim frags.
- 1 coarse rim frag of shallow dish
- small frag of rim handle attached, coarse
- 1 rim frag of small five vessel, out-turned, weak red glaze.
- 6 coarse base frags.



2 3

- 1 stopper, med unglazed amphora handle unstamped
- 2 fine red ware body sherd, roof tile frag.
- small coarse handle frag.
- handle frag attached at rim for jug, coarse / med
- 4 large coarse unglazed base frags
- 3 small coarse interior base frags
- 5 small base frags, med / coarse
- 3 mortarium rim frag med / coarse
- 2 rim frags, double lipped, med unglazed
- 1 small med ware echinus rim
- rim frag of dish, med, unglazed with small lip
- 1 rim frag, lipped inside + out like a small mortarium, med / coarse.
- 1 rim frag of small coarse bowl, flaring, coarse
- 2 small rim frags of med / coarse, steep sided bowls.
- 1 coarse rim frag unglazed.

29th May

Same works.

Continuing to remove the layer of immediately below the rubble: mostly soft soil with a few small rocks, in stark contrast to 333/4, which was all very hard packed soil from top to bottom. There is a large volume of pottery

2 3

I am leaning a few stones on the North in place for the time being - it may be a wall

Small piece of bronze (?)

2 4 14  
2 5 bone



[2] ⑥

cooking ware frags

large coarse body sherds, incised lines in bands.

1 miniature "amphora toe", highly fired grey ware

1 coarse handle frag of large vessel pithos?

intact handle attached at rim + shoulder of  
jug, coarse, unglazed.

3 small intact bases, coarse.

1 base frag of fish bowl, traces of weak red glaze on inside

7 coarse base frags of small vessels

1 med/coarse base frag c. cream slip.

3 med echinus rims, traces of <sup>weak</sup> black + red glaze

2 ~~med~~, double lipped rim frags, med ware, cream slip

rim frag of shallow dish/plate, med/coarse unglazed

neck + shoulder frag of delicate bowl, med ware, unglazed

rim frag of large coarse <sup>storage</sup> vessel unglazed.

out-turned rim frag, med, trace of weak red glaze  
dark red body sherd, med ware.

small body frag, grey ware with incisions and  
black paint on a cream slip



[3] ① 2 roof tile frags.

2 amphora toes.

4 med/coarse base frags unglazed

1 intact med/coarse base frag, unglazed

out-turned rim frag of shallow bowl, dish,

med/coarse with traces of weak red glaze.

30th May

Same workers.

continuing as yesterday - very few stones,  
wetter soft soil with a great deal of  
pottery

[2] ⑥ sherds

[2] ⑦ ⑧ body sherd with raised pattern.

[2] ⑧ ⑩ figurine frag

Same workers

31st May

continuing as yesterday. The soil  
is much harder now and contains  
some limestone, although it doesn't  
look any different


[3] ①

[3] ②

⑩/17

amphora handle



- 13④ 1 intact coarse base frag, local green fabric  
 2 coarse base frags, small  
 1 small, med/fine base frag, traces of wear red glaze and error in manufacture.  
 2 intact handles from coarse storage vessels  
 3 med eclimins rim frags, one with wear red glaze  
 1 plain rim frag, to coarse black fabric  
 1 amphora handle frag, unstamped.  
 1 coarse, twisted handle frag, unglazed.  
 1 "double" handle frag, attached at body  
 1 small <sup>coarse</sup> handle frag, red fabric, attached at rim  
 1 out-turned rim frag, of large med/coarse vessel, coated in thick grey material (not a glaze - it is also on the <sup>break</sup>)  
 1 out-turned, coarse unglazed rim frag  
 1 rim frag, of out-turned bowl, coarse →   
 1 fine eclimins frag, wear black glaze on cream slip on red fabric  
 med/coarse eclimins rim frag, wear black glaze  
 2 body sherds 1 with wear red glaze, the other painted red + black  
 1 ~~sherd~~ body sherd, deep green glaze.  
 → \*\* 1 lamp frag, of spout (?)

2nd JUNE

AME WORKERS

July 1957. As we embarked on our last week it is with some pride that I report the discovery of a piece of painted plaster, about 6 inches from the wall in the NW corner, labelled [3] [3] A.

Pottery [3] [4]  
 The stuff we are digging through in the same hard limestone/soil mix found in these 3 trenches 333/4 + 7 + 8, suggestive of a courtyard.

There are several reasons for thinking this space may be a courtyard:

- i) the composition of the ground level is suggestive of a courtyard: a very hard mixture of limestone, soil and hard-paked clay over a dense mixture of small stones and clay, with the occasional patch - nothing too concentrated - of charcoal.
- ii) the presence of a cistern and drain suggests a courtyard
- iii) the space cleared - the best part of 3 trenches so far - is too huge to be part of internal, unless a wall runs down the back (there is no trouble to suggest this)
- iv) The space prior to excavation, and the space we haven't dug, was very flat and bare with of stones - one wouldn't expect to find much trouble in the centre of ~~such~~ a large courtyard



3rd JUNE

Same workers 333/8

- [4] (1) 1 fine grey ware highly fired base frag of fish plate
- 1 small coarse unglazed base frag.
- 1 small coarse handle frag.
- 2 fine red glaze body sherds
- 1 small coarse unglazed handle attachment to body
- 1 med/fine echinus rim, cream fabric, trace of black glaze.
- 1 small coarse lipped rim frag
- 2 matching frags of large bowl, med/coarse, with narrow neck.

- [4] (1)
- [4] (2) (19)

I have marked out a "trench" 150 cm wide in the North of this trench and we are digging through the "courtyard" at this point.

4th JUNE

Same workers

digging through hard mix of small stones and a red clay - identical to that we found in 333/7 + 4 at the same level, but there is no pottery at all! One coin was found at the top of this locus.

- [4] (3) (20)



5th JUNE 90

- 14(4) 4 coarse unglazed base frags
- 1 intact coarse base of small vessel.
- 1 med mortarium rim frag
- 1 small rim frag of small, med/coarse vessel, double lipped
- base of cream slip (?)
- 2 <sup>large</sup> matching neck + rim frags of large storage vessel.
- 1 coarse handle frag, attached at rim
- 1 coarse body sherd with frags of lug handle
- 1 fine red body sherd.
- 2 frags of roof tile (?) or storage vessel.
- 1 coarse body frag of total firing error - a ceramic disaster - green fabric.
- 1 fine red body sherd.

- 14(6) amphora loc, local green/grey fabric (?)
- 2 small + coarse base frags, belonging to
- 1 green glaze body sherd, ~~with~~ echinus rim (?)
- rim neck + shoulder frag of vessel, med ware, with narrow neck and bulging body
- base frag of plate, med, no trace of glaze
- 3 small coarse double lipped rim frags
- echinus rim frag, med, trace of wear red glaze
- coarse rim frag, local green fabric.

Same workers

we are finishing off the baulk -  
 pottery is labelled 14(4)  
 we have found a large stone, funnel shape,  
 in 2 pieces  
 14(5) A

6th JUNE

Same workers

final touches to the elimination of  
 the baulk, cleaning down walls etc etc  
 14(6)

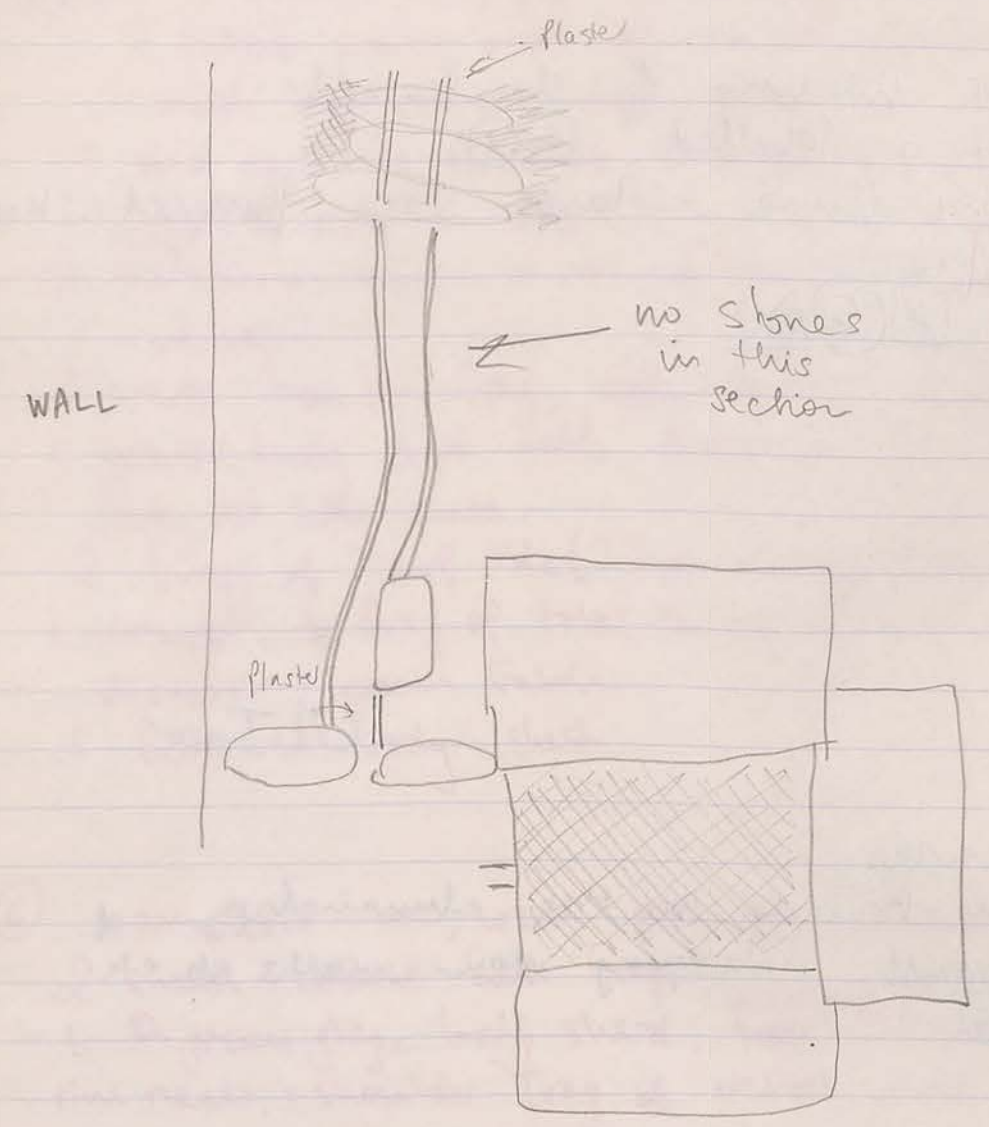


7th JUNE '90

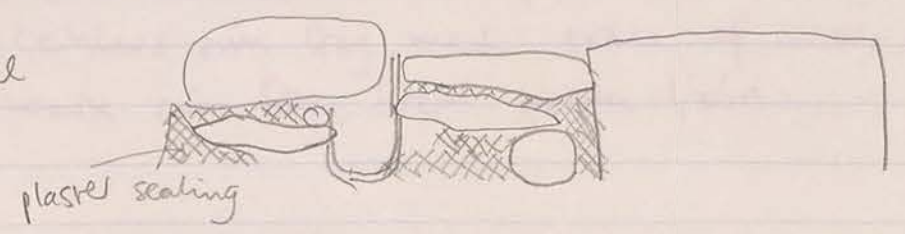
Same Workers. gales of laughter whoops.

Today we are cleaning up the drain.  
 In the west of the trench the drain is very well preserved, being covered by small flat stones and sealed with plenty of mud - in this place I have exposed the stones + mud sealant alone.  
 In the middle of the trench, the stones disappear and the drain was harder to follow. There was still plenty of mud over the drain but it is not as evidently so obviously a covered drain at this point - we removed no stones to expose the drain.  
 At the mouth of the cistern, the drain ~~enters~~ entered what looks like a catchment area under a few stones which are shown in the scale diagram. The stones are beautifully sealed with mud and plaster, which is well preserved.

→N 333/4



Profile at cistern mouth






A6

Jack Turner

3 occupation levels



① 2 ovens + a round stone  
straight older walls + shabbier later walls  
row of stones (one deep).

② only dug in W of trees  
an excellent limestone floor.  
one oven + a ring of stones.

③ excellent limestone floor

May 13 →

May 13 two ovens also definite floor level.  
+ a stone with flat top. 0.65 m. below surface.  
(for resting pits?)


May 21 also under a <sup>NS</sup> row of stones. (= a low wall?)

May 22 a floor at a depth of -144 cm.

NW corner at other side of wall

see p. 40 hard clay level at -144 cm

May 24 removing bank on E side of A6



P I F P A E

a n u b



again