

Universal Account Book

SERIES 110: MADE IN AUSTRALIA
FEINT

AMANDA
CLEMENT

208/1-208/4 D1/D4 bank etc
207/4 (p. 18 ff)
207/5
207/1



KHAKUD


D3

1:25

25.5.88

ABR

N
↓



10 X 10 TO THE CENTIMETER
KEUFFEL & ESSER CO. MADE IN USA

46 1522

100 05 51

1. D1/D4 bank

CLEMENT 1989

Earliest foundation

NB 269/1 HJ 1989 p. 1

Glazed column drum as foundation of house wall.

D1/D4. Clement p. 17

NS wall not entirely on bedrock in all places

drain pipes Clement p. 25 see p. 26

89.180 white edging hour from stratum 6
just above bedrock
contemporary
with first structures

See also iron pin 89.185

CLEMENT p. 26 for good sketch 207/4
see p. 31 for depth of excav in locus 1

CLEMENT gray patch (3) flat stone 47x40cm p. 41
(4) SE corner 207/5 p. 42;
p. 45 baked clay as in areas

207/5 doorway at S blocked by tumble p. 51
+ figure

p. 48

Amanda.

1. D1/D4 Duneck

12 days → April 15

207/4 p. 19

p. 26 *

2. 207/4

April 16 → April 27

207/5

3. 207/5

Shaded 4 + refolite

April 26 → 14 May ☐ 16, 17-26

13.5.

Small bent bronze pin

Figurine head. 89.599

4. 207/1

May 14 April 7
p 52 ff.

14.5.

measured + string

207/1

finished drawing

207/5

to bedrock. (dips steady SW → S
0.88 → 1.60)

wall at S + wall at E with doorway in centre of S wall
with a step of 2 stones = ?

15.5.

207/1

(2)

start on definition of walls p. 34

16.5.

207/1

(2)

tumble + soil f figurine dunes.

17.5.

207/1

(3)

in NE corner of trench.

* lamp frags

inc.

89.772a + 89.772b.

4 pieces worked relief base. p 57

rim + lanceolate leaves.

inv = ~~89.732~~
89.732

18.5.

continue on

207/1

??

89.739

207/1 (4) NE

Stamped amphora handle

20.5.

207/1

(4)

NE

lamp frag 89.901

stone

soil ?

- frags grey ware
unguentarium.

much pottery

- frags little
89.915 ✓

* small frags of lamp with striations.

21.5

207/1

(5)

cooking ware.

gritty brown soil
soil cooker item

lamp frag 89.862

done rocks + beads

(4)

MUCH POTTERY.

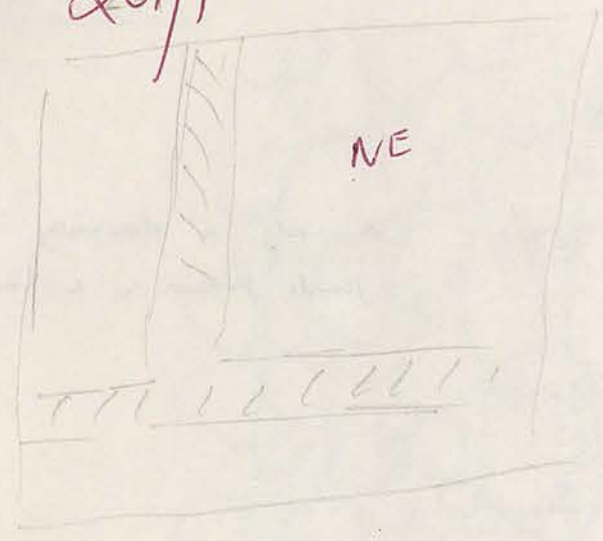
28/5

207/ 4-5 reg. site.

207/ 2-5 (4) wall along w side of bank.

cleaning trench 207/4

207/1




- (1) top soil
- (2) fumble
- (3) gray/beige
- (4) brown/beige + stony fill
frag of red unguet. 89.850 ✓
bronze coin
stamped amph handle 89.723
see p. 59 (not in Melbourne?)

- p. 62 (5) gritty brown soil along
some rocks + limestone lumps
texture of soil coarse (4)
- (6)
- (7) reg. site p. 41

207/5 see also p. 52

207/5



doorstep here p. 40
doorjamb on surface? p. 40
flat stone p. 40

doorway filled with small stones

1. D1/D4 bank

Amunda

22/5. 207/1 (5) in NE area. 5 loomweights 207/1 (5)-(6) interface.

also 207/4-5 bank (1).

207/1 NE (5) freq. fibrous (worn) - 89.942

loomweights. 89.860



1.55 m below delta. all the pitting = (5)-(6) interface.

left bank (2)

cleaning NS wall in 207/1 reveals a doorway. joints pushed in & knuckled.

23/5. 207/1 (7)

207/4-5 bank (3).

+ (4) cookware.

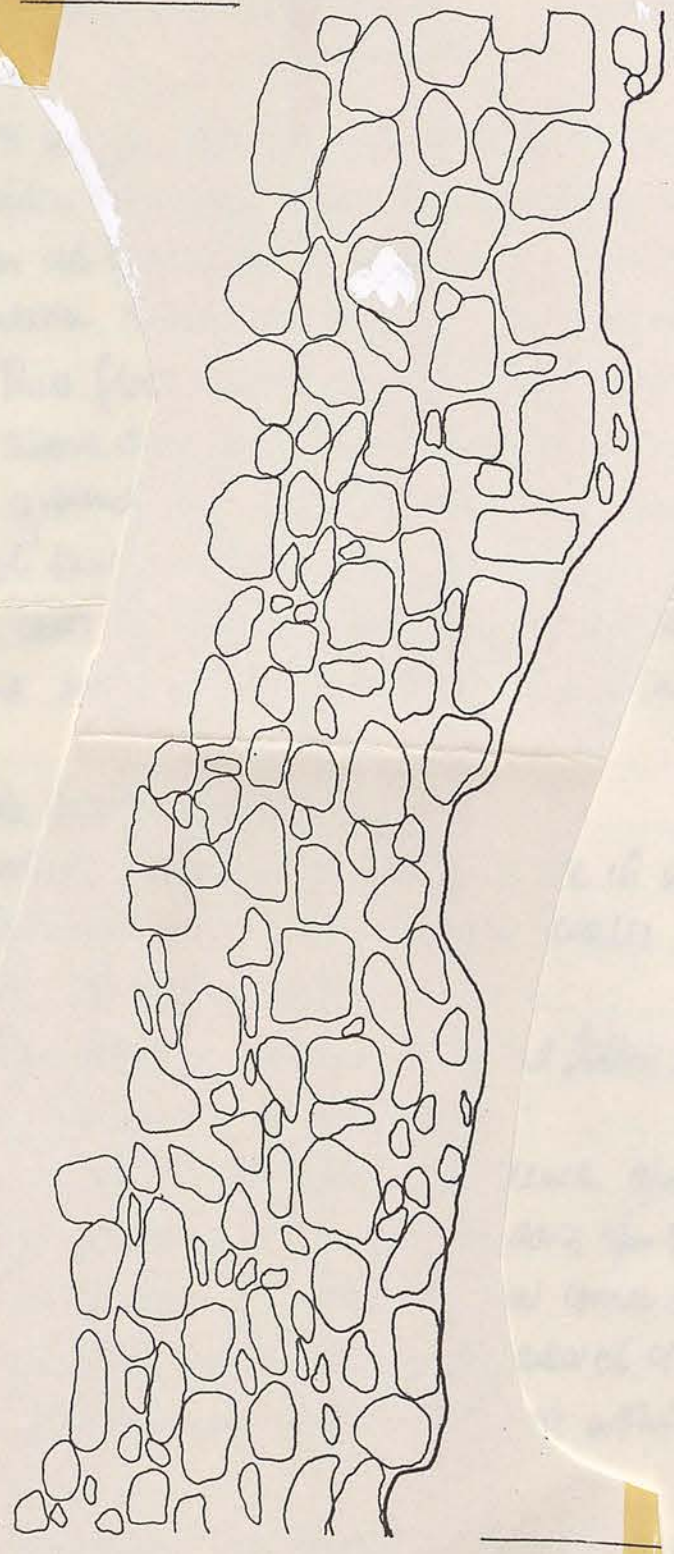
24/5. 207/1 (7) = resoil.

207/4-5 bank (4). definition of wall on E side of doorway found construction of water pipe

25/5. 207/1 (7) cleaning remaining resoil. p. 68 207/4-5 bank (4) small piece flint (painted red)

27/5. banks 207/4-5 + 207/2-5 (4) (1)+(2) (5) (3)





D1
Weste



1. DI/DA bank

4

[Faint, illegible handwriting on the top half of the page]

[Faint, illegible handwriting on the bottom half of the page]

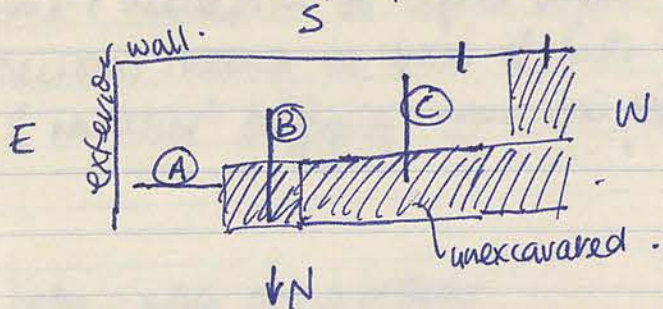
2

2

18
4
April 4th 1989

Trench D7 Limestone Level \rightarrow Bedrock 77 cms.

Discussion - re D1, D4, D7 and future excavations



- possibly walls A+C are from an earlier construction and parts of this earlier construction were used in the later construction

Wall B and the exterior wall seem to be from the one construction (i.e. similar wall width + structure). Wall B seems different from A+C in that B has a clean cut finish on its south end. Possibly when 2nd house was built a foundation trench was dug down through the soil to bedrock (possibly 60-70 cm). This floor level (as possibly evidenced by the limestone layer) was above the soil layer. Wall B would have been a dividing wall above ground but possibly was built like that below ground as well and most of that is what we see. Walls A+C in the second construction would have been completely underground and have possibly been cut back slightly so the exterior wall foundation could be laid.

Possible further moves:

1. Continue excavating bank to see if wall meets anything
2. Excavate area around where walls A+B would possibly meet and see the connection
3. Open further trenches to try and follow exterior wall line and find the dimensions of the house.

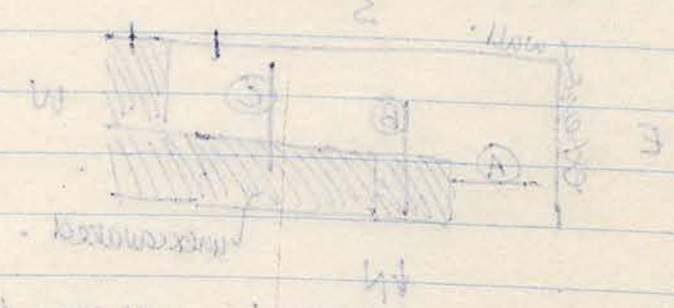
i.e. by possibly opening a trench b/w 0.5 and 5.5 metres west of existing D7. But by doing b/w 5.5 - 10.5 metres west we might hopefully meet the SW corner of the existing wall. The ground is fairly flat in the area of this trench - a possible indication of a courtyard area within this room.

4. Apparently the overall aim of the domestic section is to open up an entire city block. So a 4th possibility would be to excavate a trench that runs between 20-25m west of D7.

Section D7 Limestone level -> Bedrock 77 cm.

Discussion - re D1, D4, D7 and further excavations

possibly walls A+C are from an earlier construction phase of this structure. Excavation was about 1.70 m deep.



Wall B and the extension wall seem to be from the one construction. The extension wall width + structure. Wall B seems different from A+C is that B has a clean cut finish on its south end. Possibly when part A+B was built a foundation trench was dug down through the soil to bedrock (possibly 60-70 cm). This floor level (on possible evidence by the limestone layer) was above the soil level. Wall B would have been a divided wall above ground but possibly was built like that below ground as well as most of that is what we see. Walls A+C in the second construction would have been completely independent and have possibly been cut back slightly as the extension wall foundation could be laid.

possible further notes:

1. Continue excavating back to see if wall needs anything.
2. Excavate area around where walls A+B would possibly meet and see the connection.
3. Open further trenches to try and follow extension wall the east end. The dimensions of the house is not possible given a trench plan 0.7 and 2.7 meters west of existing D7. But if trench 2.7 - 10.2 meters west we might hopefully meet the old corner of the extension wall. The trench is fairly flat in the center of other trench - a possible indicator of a courtyard area within the house.
4. Apparent the overall size of the domestic section is to open up the entire site plan. So a full possibility would be to excavate a trench west between 10-20m west of D7.

Date

Weather

General description of where + what is happening work wise

Time + description of object finds / time, descriptⁿ of photographs

Decisions taken on basis of finds - i.e. whether to continue / change direction etc.

- if new excavⁿ beginning draw soil profile if possible

Later - when doing pottery.


1: Describe approx localities.

2: Remise diagnostic pieces - perhaps with rough sketches.

each of - pottery from base of this wall of ditchway (when filling ditch)
- unstratified

2 pieces (blackened)

1 piece (unstratified) for ring



April 2nd 1989

Day 1

Pottery Shards - D4/D7 Baulk
Smara 1+3 Combined.


- 2 Pieces Bases
- 9 Pieces blackened overware.
- 1 Piece handle (course)
- 1 Piece course outturned rim.
- 3 Pieces echinus rim
- 4 Pieces semi course outturned rim.

April 3rd 1989 Day 2

Trench D7 - Pottery from base of LHS Wall of doorway (when facing south)
- unstratified.

- 2 pieces cookware (blackened)

- 1 piece outturned pot rim



Jebel Khalid
Domestic Section

Amanda Clement
Part 1

April 2nd 1984

Bottom Shards - D4/D5 bank
Shards 18 (unsorted)

- 2 pieces bones
- 4 pieces blackened ceramics
- 1 piece white faience
- 1 piece coarse pottery
- 3 pieces pottery
- 4 pieces fine pottery

April 2nd 1984 - Part 2

Shards D7 - bottom new base of the wall of chamber (when facing south)
- unsorted

- 2 pieces ceramics (blackened)

- 1 piece pottery for rim

Domestic Sector.

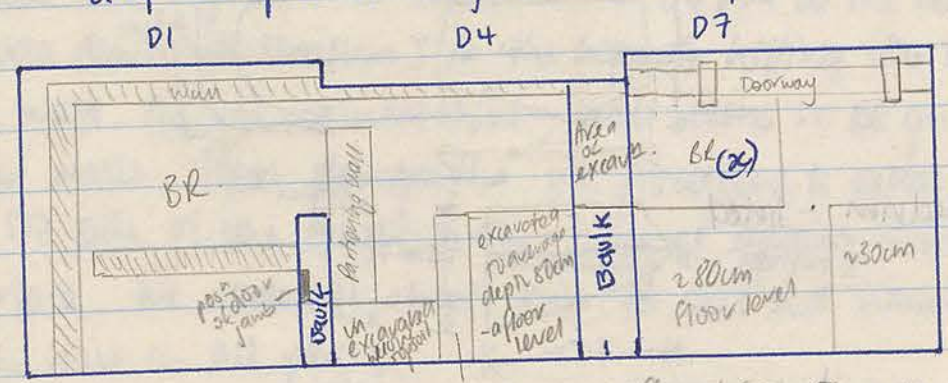
Day 1

April 2nd 1989

Weather: Sunny, clear, ~18°C, Light SE breeze

- Workers:
- Dooma.
 - Hassan Hassan
 - Jima Baedr.
 - Abdula Ali
 - Makmond Hamit
 - Vnis Brahms.
 - Assis Hamit

Description: Today basically spent cleaning trenches from last year. 4 women clearing trench A3 of its tumble. Trench was previously dug to the level of the stove that was inside (was wethered down over past year). A3 dug from below stove level down to bedrock. some pottery + bone collected which was named Locus A1. Trench B1 as yet uncleaned. 6 men working on trenches D1, D4 + D7 clearing the tumble. Trench D1 shows 2 "external" walls, one of which continues into D4. D1 contains a low wall in ^{EW} ~~the~~ direction that seems to be from either another time or it has been altered at some stage as at the E end there is a gap of only 30cm. separating it from the eastern wall. D1 and D4 have a partitioning wall partially separating them. Possibly 3 different floor levels in trenches - one which was built at the time of the low ~~partitioning~~ ^{EW} wall, one at door level of trench D7 and a later level at the time of the wall that is sitting on dirt, and the door jamb. Last hour of the day was spent starting to cut through the bank separating D4/D7

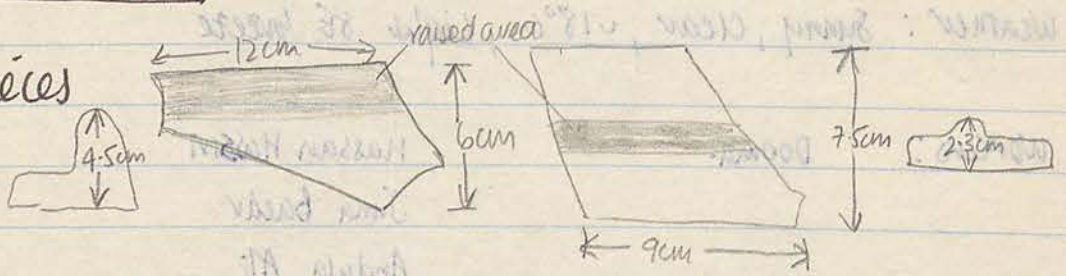


Stone wall of different age. 50cm stones sitting on compressed dirt


April 3rd 1989.

Pottery Baulk D4/D7 shara 1-3 combined.

- 2 roof tile pieces



- 1 piece partition wall

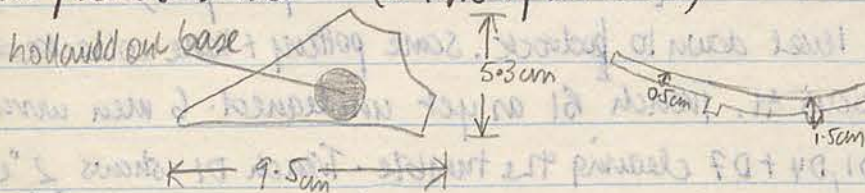


- 11 pieces per handles.

- 29 pieces blackened cookware

- 1 piece blackened cookware rim fragment (outturned rim)


- 23 pieces bases (*1 fish plate base)




- 22 pieces outturned pot rims

- 25 pieces echinus pot rim

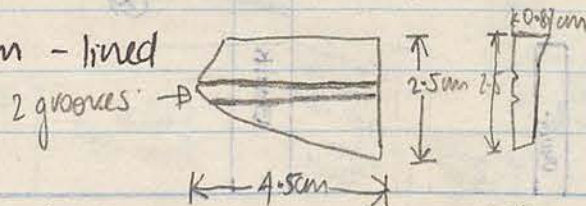
- 2 pieces plate rim - outturned



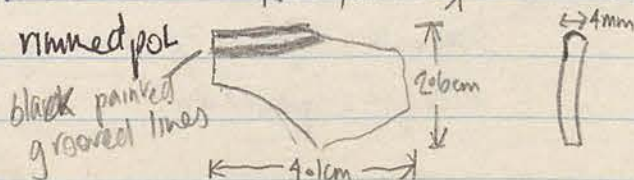
- 1 piece outturned rim + neck



- 1 piece out turned rim - lined



- 1 piece echinus rimmed pot



April 3rd 1989.

Day 2

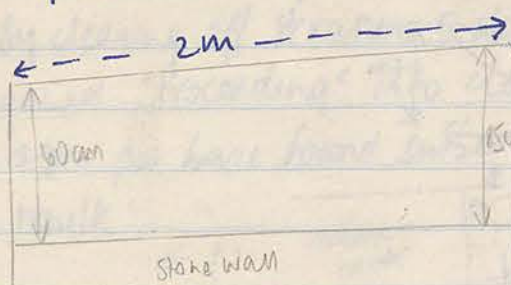
18

(2)

Weather: Sunny, Clear, light breeze ~ 15°C

Description:

Work continuing on the bank separating D4 and D7. A low stone wall of approx 1m can be seen below the earth layers. As we've had other ~~different~~ strata separations in this area the earth is being removed as one layer.



bank is ~ 1m thick and excavations are continuing from both sides

Excavations on the D4 side showed a limestone type strata level at ~ 70cm down on the northern end

An object (?nail) - 2cm long was found at limestone level. Limestone layer seems to be comparable with floor level in the rest of the room and seem to be just above the level of the low stone wall. Pottery bags to be changed as we go through limestone layer. D4 side of bank can be classified into 8 strata levels. Level 1-3 were taken off together with no differentiation made. Level 4 seemed to be the level of the limestone floor which is at a height of ~ 67cm above bedrock - a similar height to the other limestone floor evidence. Level 5 is a layer of ~~beige~~ ^{brown} soil, level 6 is Grey and level 7 is a layer of gritty beige soil.

Photographs taken when the limestone floor on the D7 side of the bank was exposed. At this time the D4 side of the bank had been taken down into stratum 5 in the hope of hitting the other side of the wall. As yet unsuccessful - wall seems to be quite narrow for other walls. After photographs we proceeded to remove ~~the~~ stratum 4 on the D7 side of the bank in the hope of getting down to the wall surface. We removed about 8cm of soil and haven't yet clearly met the wall in all places.

5

April 4th 1989

Day 3

10:30 AM

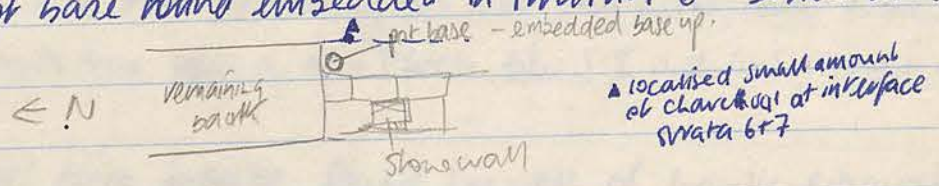
10:30 AM

Weather: Sunny, Clear, Light breeze

D4/D7 Bank: work continuing clearing bank to try and expose wall. Currently working in stratum 5.

6:30am - charcoal found and bagged - a couple of small pieces - small piece of oxidised copper (or bronze) found. 89.022.


By cleaning off stratum 5 definition of D7 side top of wall was gained. Proceeding into cleaning off stratum 6 (bags changed) 7:30 - pot base found embedded in stratum 6 beside remaining bank.



9:30 am - wall excavated - now cleaning surfaces. Wall seems to have been cut through as the northern end not smooth and gap seems to small to have been an actual doorway. ? Foundation laying of later buildings

Wall dimensions	Height	0.45
	Width	0.56m
	Length	1.020m

Looking from the Eastern side



(X) 2 rocks sitting against south face but on the back edge

10:15 Photographs taken of wall from above south and floor level east + west.

Now continuing down to bedrock - in D4 to area of bank and in D7 in area (x) of page one diagram. Wall has to be further cleaned to try + get greater definition of stones




April 4th 1989

Pottery

10-12

Baulk D4/D7 Stratum 8 → Down to Bedrock

- 2 outturned pot rims



- 1 echinus pot rim

for cleaning off stratum 8 debris of pottery (hand-chipped) pieces. Proceeding into cleaning off stratum 8 debris (hand-chipped) for the base found embedded in stratum 8 debris (hand-chipped) pieces.

included in cleaning of stratum 8 debris for stratum 8

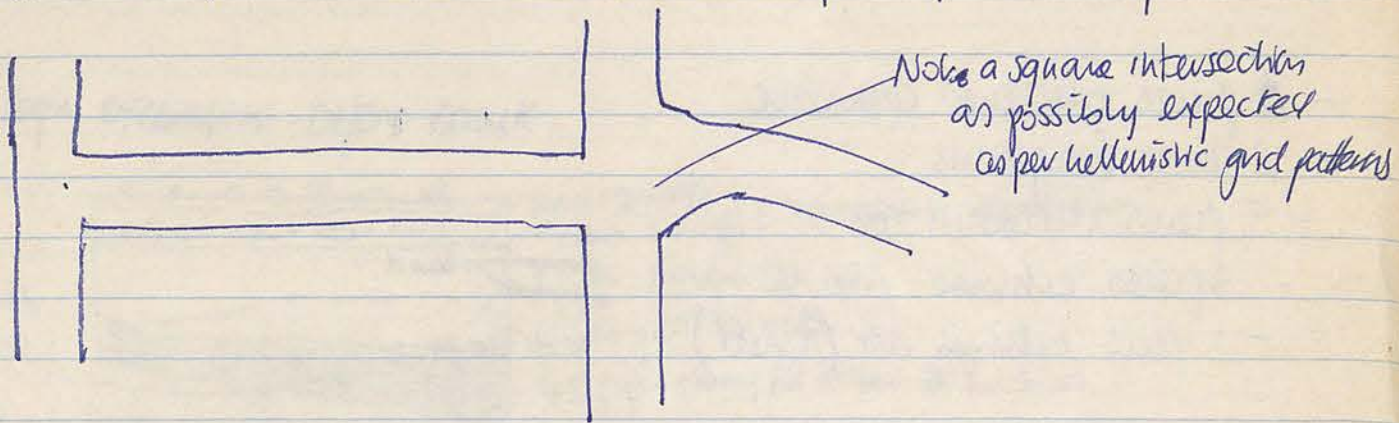
10-12 - wall excavated - non cleaned surface. Wall seems to have been cut through on the right side and no stratum 8 debris seems to occur to have been an actual cleaning. Pottery (hand-chipped) pieces included.

Profile 1 = 2.0m
Profile 2 = 0.2m
Profile 3 = 0.2m

10-12 Photographs taken of wall from above south and from level 10-12
non cleaned debris from to bedrock - in cut to cover of bank side
in D4 is area (D5) of part one stratum. Wall has been
cleaned to top + debris removed up + part of cleaned surface

April 4th 1989

This would hopefully give a corner of another house and an indication as to what the street looks like. Streets do strange things at this point



∴ Tomorrow we will start excavating the area around the corner of walls A+B. Then once that's done open a new trench b/w 5.5 and 10.5 m west of D7.

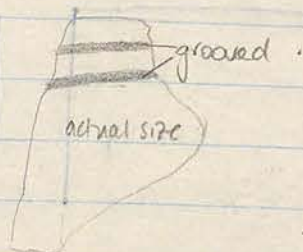
11am - Second small piece bronze found 1m west of bank excavation in D7
89-023

April 5th 1989

Pottery


D₁/D₄ Bank Strata 1-5 resulting from collapse of wall that was being excavated.

- 3 pieces blackened ware
- 2 base fragments
- 5 pieces outturned rim
- 3 pieces echinus rims
- 1 piece echinus rim (lined)





D₁/D₄ Bank Stratum 1

- 1 piece blackened ware
- 1 piece pot handle
- 2 pieces echinus pot rim (1 coarse / 1 medium)
- 5 pieces outturned rim




- 6 pieces pot bases

- 1 piece weak black glazed out turned rim



- 1 piece grooved red glazed sherd



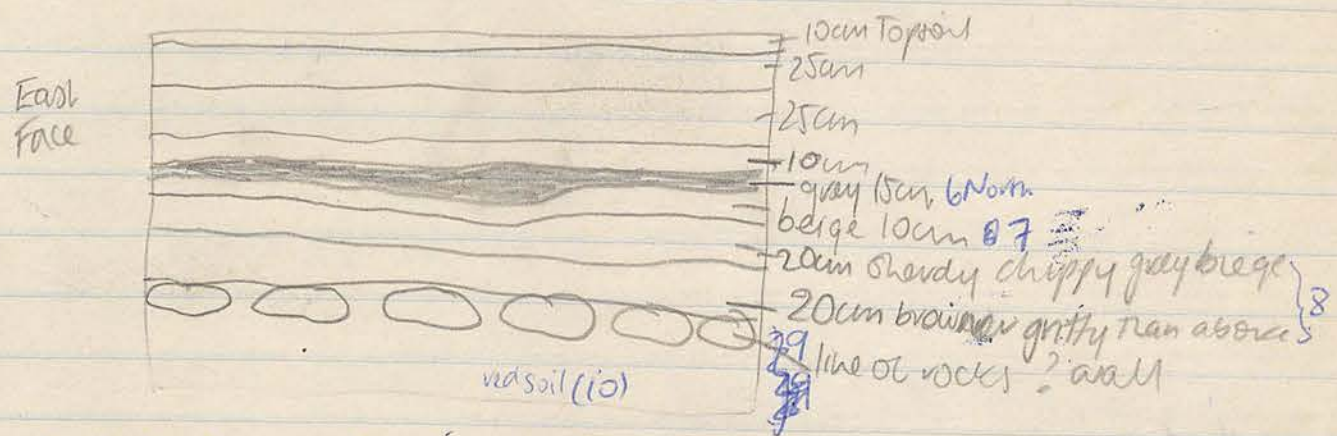
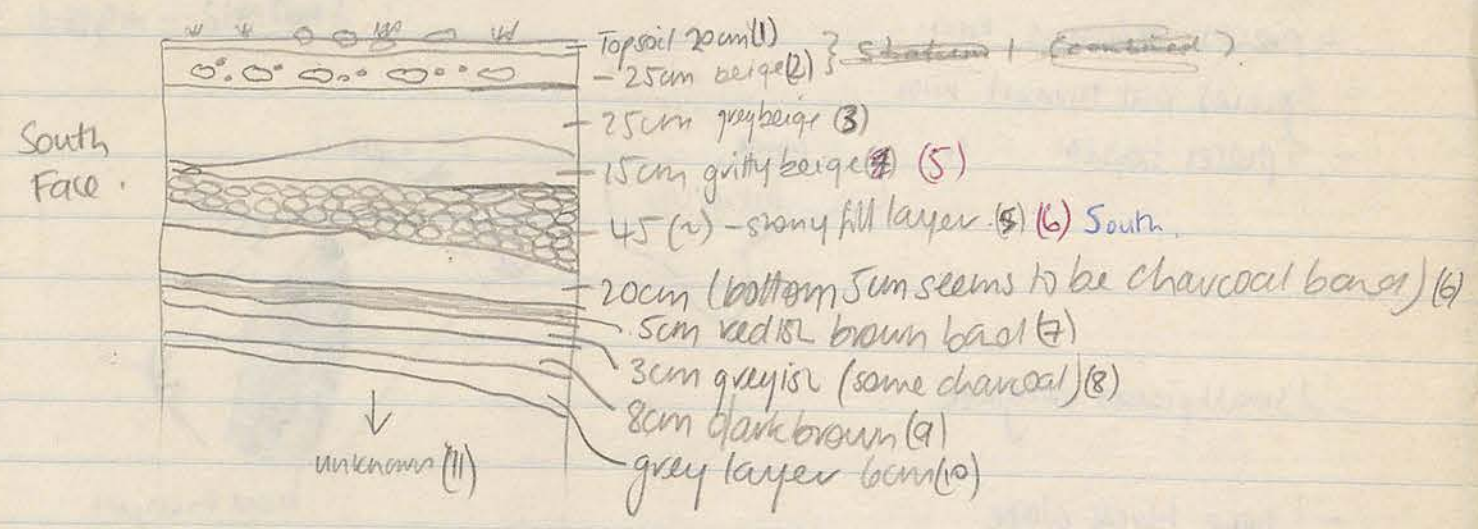
D1/D4

April 5th 1989

Day 4

Weather: Clear, Sunny, not as windy as yesterday.

Begin excavation: D1/D4 bank.



Started today by clearing N side of D1 trench in prep for excav. Door jamb stone that had fallen into trench had to be shifted. Very heavy - eventually shifted after they broke it while we weren't looking.

7am - I started work on the line cleaning of the low wall and surrounding walls that were excavated yesterday - Andrew + the workers started excavating the bank D1/D4.

8am A huge crack developed in the SW corner of the bank. Tried to get workers to proceed with caution and stand off this bit.

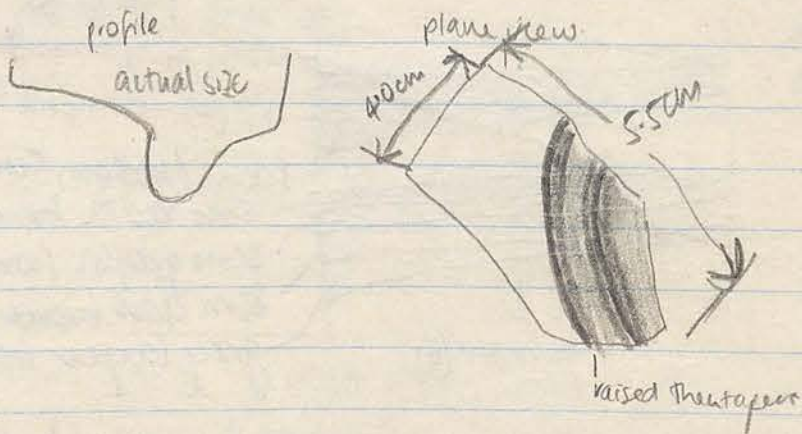
8:30 am - Wall collapsed (~ 6 inches) - seems unstable, probably due to the layer of rock fill which doesn't give a firm foundation. The soil, rocks, + pottery that has fallen mostly comes from strata 1-5 so pottery will be collected under that combined label.

April 5th 1989

Pottery

O₁/D₄ Bauk Stratum 2

- 1 piece blackened cookware
- 2 pieces pot handles
- 1 piece coarse echinus rim
- 4 pieces echinus rim.
- 3 pieces out turned rim
- 5 pieces bases



- 2 small pieces red glaze

- 1 piece black glaze

175

April 5th 1989

10-15 am - change pottery bag - now in Stratum 2.

- 2 Large rocks stretching up through Stratum 2 that seem to be in line with the lower east face wall. ∴. Care to be taken until it's determined if there are other rocks in line with these.

12-30 pm - Stratum 3

← (mirrored bleed-through)

April 6th 1989


pottery

April 27 1989

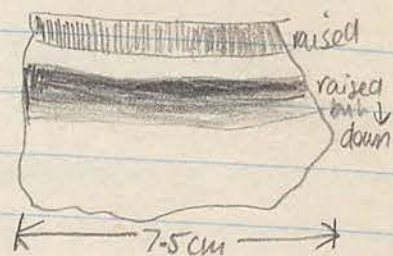
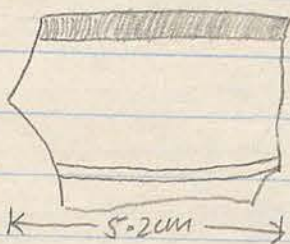
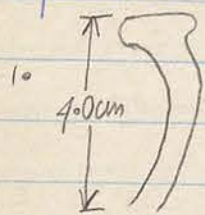
Baulk D1/D4

Stratum 4

- 9 pieces blackened cookware
- 2 pieces pot handles
- 1 piece outturned rim - plate
- 3 pieces round base fragments
- 1 piece amphora ~~base~~ base fragment
- 1 piece round flat base fragment



- 7 pieces echinus shaped rim fragments
- 5 pieces outturned rims
- 2 pieces outturned rim + neck fragments

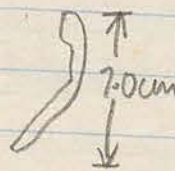
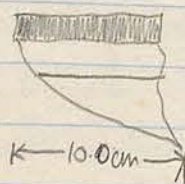


- 1 small piece black glazed sherd

Baulk D1/D4

Stratum 3:

- 9 pieces blackened cookware
- 3 pieces coarse pot handle
- 1 piece finer pot handle - black glazed
- 10 pieces echinus rim
- 7 pieces rim fragments
- 2 pieces rim with base circle intact
- 2 pieces outturned rim plates
- 11 pieces outturned rim
- 1 piece outturned rim + neck



→ continued over leaf

April 6th 1989

Day 5

D1/D4

weather: Sunny, Clear

workers: Juma, Unis, Abdulla, Hussein

- work continuing again on stratum 3 of the D1/D4 Bank.

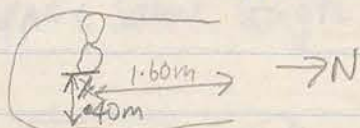
7:45am - two objects found in Stratum 3.

1st - small piece ablatar found at southern end of bank.

2nd - Head of a statue of a woman found at base of the two rock sitting on surface of (3)



4cm 89-136.



8:30 - Start excavating stratum 4.

9:50 - Small piece charcoal found in stratum 4.

- Tried to find out from the workers (Juma in particular) whether they thought the 2 above surface rocks were part of the wall. The first rock is a possibility but not the second in their opinion.

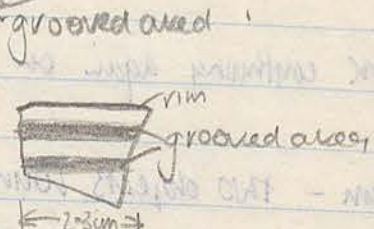

11:00 . 2 rocks removed after consultation with Peter. Soil underneath is quite rich in pottery but as it can't really be absolutely distinguished we're going to call it strata 3+4 combined and bag pottery + bones as such.

11:15 . Found another interesting piece of pottery during the rock removal. Looks like it's a figurine fragment. Was found in approximately the same area as the one at 7:45,

April 6th 1989 Pottery

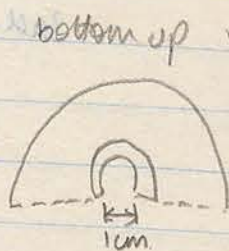
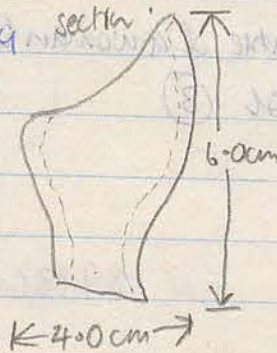
Bank D₁/D₄ Stratum 3 cont

- 1 piece red glazed pottery
- 1 piece black glazed pottery
- 1 piece black glazed lined out turned rim



- 1 piece lined coarse sherd


- 1 piece body sherd arabella



April 8th 1989 Pottery

Bank D₁/D₄ Stratum 4

- 4 pieces echinus rim fragment
- 1 piece coarse grey ware fragment
- 1 coarse base fragment
- 1 piece greenware black glazed out turned rim




- 3 pieces coarse out turned rim

- 4 pieces coarse blackened coarseware

- 1 piece out turned rim, plate fragment

- 2 pieces blackened coarseware - out turned rim - that join together



- 1 piece pattern ware

April 8th 1989

Day 6

Weather: Light clouds, still, warmish.

Observers: Unis, Juma, Abdulla, Hussein.

Continuing work on Di/04 Bank - work proceeding in 2 sections N + S side of low wall due to different stratification.

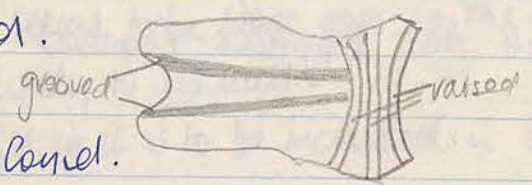
6:15 am - Frag iron nail found. 9cm long.

6:30 am 2nd iron nail frag found - approx same length but this one bent into S shape

89-096

6:30 am - part of lamp found.

89-135

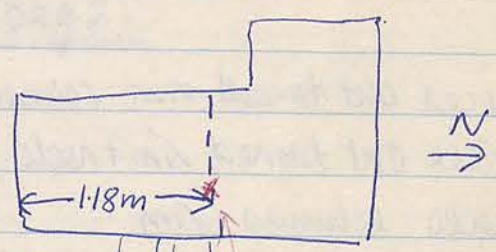


1 or 2?

7:00 - small piece parthenon ware found.


Initial work today was done over entire bank as some soil remaining to stratum 4 still covered bank and could be clearly distinguished from the fine grey soil of stratum 5.

Started working on area south of wall.




7:45 - Mussel shell found (5) south. 89-097

- Basalt grinding stone found (5) south.



- Lignite piece found border (5) south part.

89-107



1.
1.
1.

8:45 - started (6) south - working from below taking individual stones out to try and prevent wall collapse

9:45 - Found pottery in fragments of a grey fragment that is fragile. Resembles charcoled slightly. Better fragments fit together to form a cup handle.





April 8th 1989 Pottery

Bank D, D4 Stratum 5


- 4 pieces blackened cookware
- 1 piece blackened cookware out turned rim
- 1 piece blackened cookware echinus bowl
- 1 piece pot handle
- 2 pieces coarse out turned rim fragments
- 6 echinus rim fragments
- 4 pieces plate out turned rim
- 5 round circle base fragments (coarse)
- 1 arabell base fragment (coarse)


Bank D, D4 Stratum 6 South Bag 1

- 1 piece coarse ware pouring spout
- 4 pieces out turned rim coarseware
- 1 piece out turned rim + neck coarseware
- 3 pieces echinus rim
- 2 pieces echinus rim which fit together
- 2 coarse pot handles
- 3 blackened cookware fragments
- 2 pieces plate fragments out turned rim
- 4 pieces ~~out~~ round base fragments
- 1 piece smooth base fragment
- 2 whole bases rounded base fragments
- 2 arabellae bases - 1 largest fragment



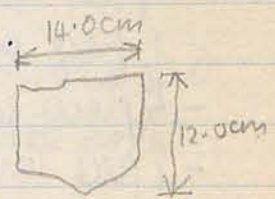
April 8th 1989

- 10.15 - another piece basalt found - this time (6) south of wall.  89.127

- 10.30 - small piece of gray fabric - ? charcoal. Piece is quite smooth + rounded.  89.139

- Stratum 6 south - layer of rock fill. Second bag pottery started.

- 11.30 - another piece of basalt found - again (6) south.



EW Wall looks to be continuing to join with NS wall ~~at~~ in excavation site at the height (approximately) of existing EW wall.

12.30pm - On further excavatⁿ there seems to be large gaps in the wall -

∴ Perhaps ^{EW} doesn't go completely to NS wall.

Area of wall and stone fill in it is to be included in Stratum 6 south tomorrow if unfinished today.

April 8th 1989 Pottery.


Bauk D, D4 Stratum 6 south Bag 2.

- 3 cracked cookware pieces
- 1 small piece black glazed pottery
- 9 pieces echinus rim fragments
- 2 pieces out turned rim fragments
- 3 arabellae base fragments
- 2 handle fragments - 1 twisted

April 9m 1989 Pottery

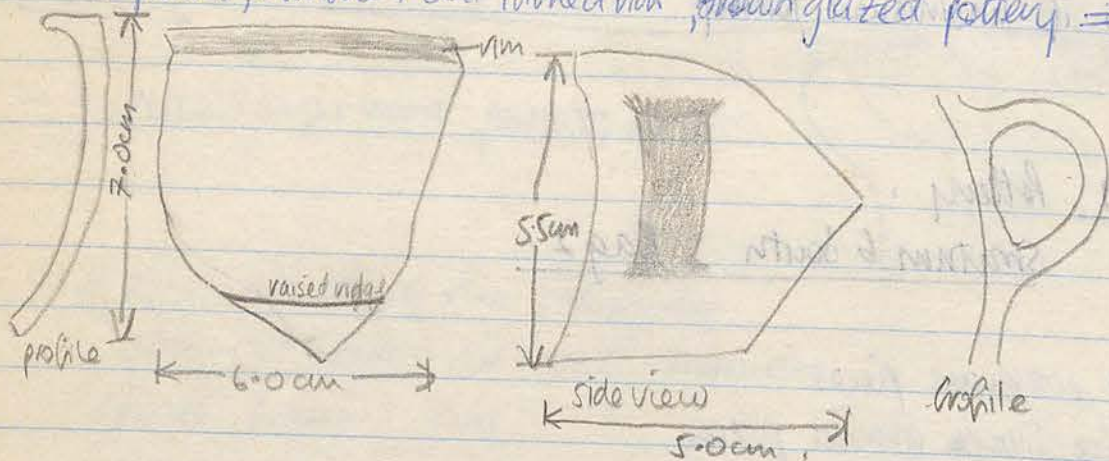
Baulk D, D4 South Stratum 6.

- 4 pieces blackened cookware
- 1 piece coarse base fragment
- 3 pieces coarse out turned rim fragments
- 1 piece out turned rim plate fragment
- 5 pieces echinus rim fragments → 1 for a quite shallow pot
- 1 piece Greenware sherd with ray of red glaze on it



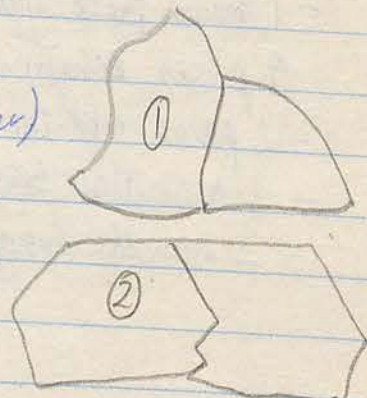
Baulk D, D4 North Stratum 6

- 2 pieces, handle + out turned rim, brown glazed pottery ⇒ Object Box



89.076

- 19 pieces blackened cookware (252 pieces of which joint together)
- 1 piece out turned rim plate
- 3 pieces echinus rim
- 4 pieces round pot bases
- 1 piece arabella pot base
- 4 pieces out turned rim
- 2 pieces blackened cookware - out turned rim.
- 3 pieces blackened cookware - ~~out turned~~ echinus rim - that join together



① Above probably also joins these 3 rim pieces

9th April 1989

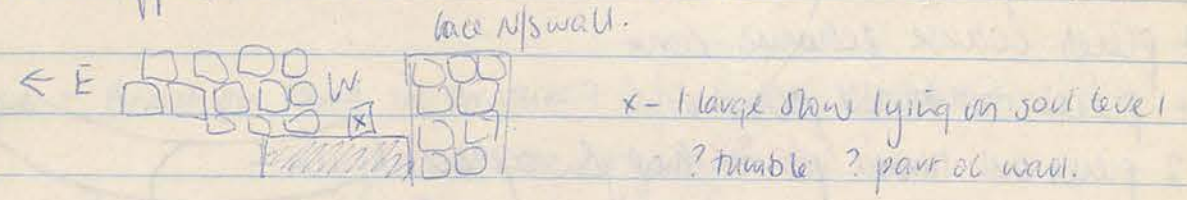
Day 7

1989 APR 11 11:00 AM

Weather: Sunny, clear, light early breeze

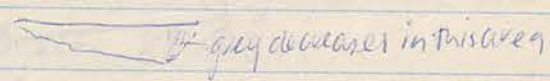
Workers: Juma, Hussien, Abdulla, Uais

Work continuing this morning excavating Stratum 6 of the south end of the D1/D4 bank. Currently working on excavating the area between the apparent end of the EW wall and the NS wall.



6:30 am - objects - half a piece of mussel shell found in (6) south side D1/D4 bank 89.129. 1.

7 am - Work started on stratum 6 on the north side of the wall. This stratum is grey in colour and shaped in a wedge shape with the widest part at the northern end of the wall but not quite continuing to edge of trench. 2.

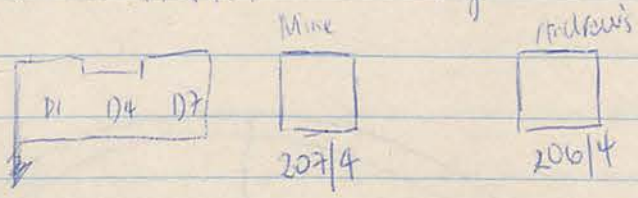


7:20 am - Iron nail fragment (6.5 cm) found on N side wall in Stratum 6. 2. objects 89.097

10:45 am - Stratum 6 North - piece of roof band - ? human. 2. 89.112 D1/D4 bank

11:10 am - work begun on Stratum 7 in the North section of D1/D4 bank



Large part of the morning spent surveying Andrew. On the basis of the 3 trenches D1, D4, D7 we have laid out 2 more which run along the same line



April 9th 1989 Pottery


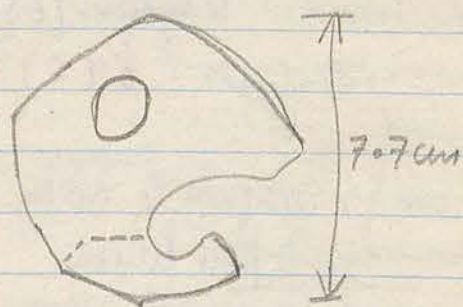
Baulk D, D₄ North Swatum 6

- 1 piece brown glazed out turned rim → Object box with 2 others from bag 1
- 2 pieces coarse pottery red patterned glaze
- 5 pieces coarse blackened cookware
- 1 round pot base grey glaze
- 1 out turned rim grey glaze
- 4 round pot bases
- 7 pieces coarse echinus rim
- 4 pieces out turned pot rim
- 2 pieces out turned pot rim that join together
coarse pottery
- 1 piece pot \bar{c} handle base
- 1 piece pot neck + handle



Baulk D, D₄ North Swatum 7

- 2 pieces (that join) pot base \bar{c} holes
- 3 pieces blackened cookware
- 1 piece blackened cookware base
- 2 sherds patterned green glaze
- 5 pieces round patterned pots
- 1 piece awabella pot base
- 1 piece fine black glaze
- 1 piece coarse black glaze
- 7 pieces echinus rim
- 4 pieces out turned pot-rim
- 2 pieces out turned rim low bowl
- join together



9th April 1989

Day 7

North Bank NW 7

11.45 am - 2 pieces pottery found with fine green glaze - glaze resembles mother of pearl slightly when in the sunlight. (D/D4 Bank NW 7) 2.

- made a couple of comparative measurements.

1. distance b/w NS wall and southern exterior wall varies b/w 85 and 100 cm.

2. distance b/w EW wall and NS wall in excavated area varies b/w 70 and 80 cm.

12.15 pm - Bronze pin found in Swatum 7 D1/D4 Bank North end. - measures 3.3 cm long. 89.083 2.

12.30 - further piece fine green glaze pottery found. also piece fine grey/black glaze


12.45 - 2 small pieces bronze found. D1/D4 Bank North 2. 1 piece ? coin 89.132

* Bank D1/D4 North Swatum 7 - 1 small piece glass found in with the pottery - has become an object. 89.063.

April 10th 1989 Pottery


D₁/D₄ Bank North Stratum 8

- 5 pieces blackened coarse earthenware
- 3 pieces round base pots
- 4 pieces echinus rim pots
- 3 pieces out turned rim pots
- 1 piece out turned rim black glazed pot



D₁/D₄ Bank North Stratum 7

- 1 piece base
- 5 pieces blackened earthenware
- 5 pieces round base fragments
- 5 pieces out turned pot rim
- 1 piece unguentarium base
- 6 pieces echinus rim
- 1 piece grey ware plate rim
- 5 pieces same fabric - 2 body



10m April 1989

Day 8

Weather: Sunny, fine cloud, cool early breeze

Workers: Juma, Abdulla

Continuing today on D₁/D₄ bank, north end stratum 7. Andrew begins his lunch today so I'm down to 2 workers - work will be slow.

2.

6:45 am - Small circle of bronze bound - coin - ⁸⁹⁻⁰⁷⁸ stratum 7, perhaps connects with the 2 found last yesterday - measures 12mm in diam

2

8:15 am - Small piece bronze lensed - 18mm long ⁸⁹⁻⁰⁸⁴ - stratum 7 D₁/D₄ bank north

8:45 am - small piece fabric (? glass) bound D₁/D₄ bank stratum 7 ⁸⁹⁻¹⁰⁴



2.

9:45 - change pottery + some bags as we wear into stratum 8 and hopefully gain full definition of the wall. This layer is characterised by gritty stony soil that goes down to the layer with larger rocks. Below the rocks the soil is a lot redder.

9:45 - Object - small piece pin bound ~ 40mm long - stratum 8 D₁/D₄ bank north ⁸⁹⁻⁰⁸⁰


2.

NB Pottery bag from 104 ⑦ contains several rim + body sherds of a thin coarse pottery that go together. Pottery fabric is red with a black core - ingentarium?

April 11th 1989 Pottery


D₁/D₄ Bank South Stratum 8

- 2 pieces blackened cookware
- 2 piece out turned rim
- 1 piece echinus rim
- 1 piece fine black glaze ~~echinus~~ ^{out turned} rim



D₁/D₄ Bank South Stratum 7

- 2 pieces blackened cookware
- 1 piece pot handle
- 2 pieces out turned rim
- 1 piece rim + handle fragment

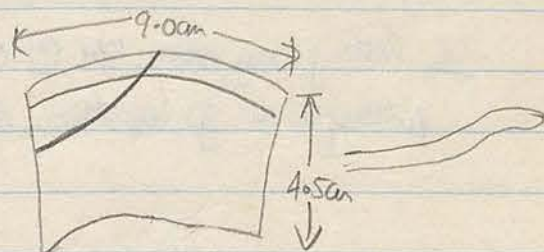


D₁/D₄ Bank South Stratum 9

- 1 piece body sherd black glaze

D₁/D₄ Bank South Stratum 10

- 2 pieces out turned rim (join together)
- 2 pieces blackened cookware
- 5 pieces echinus rim
- 2 pieces body sherd, black glaze
- 1 piece black glaze, echinus rim



11th April 1989

Day 9

Weather: Overcast but warm. - slight shower - 5am, light breeze.
- cloud cleared 8am - sunny.

Workers: Abdulla + Juma.

Description: Started work again on the south side of the bank - Stratum 7 - defined by a grey layer of soil that ends at a layer of red soil.

7.45 am. - Juma drew my attention to the fact that another layer of red soil existed above the one I had previously noticed thus my idea of the stratification changed. - red band stratum 8



- removed rocks between EW wall and NS wall as now decided that they must be rubble. seems to be considerably less pottery in Stratum 7 and below even if you consider them only thin bags
- Stratum 8 - red layer soil - may also contain some unstratified pottery as into other pottery bag also took the pottery from around under the rock excavation.

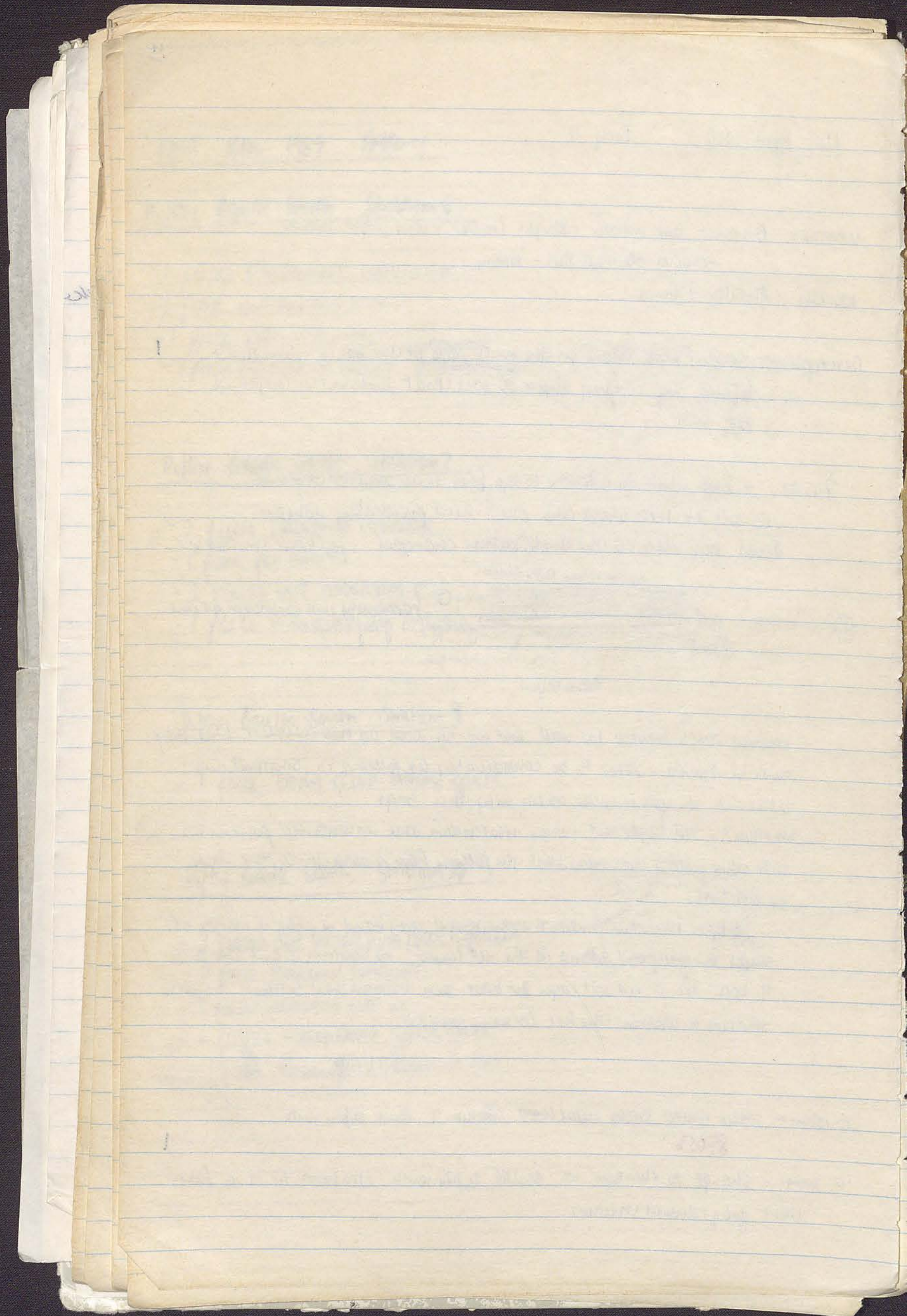
* Upon excavation it seems that the second grey band is only a couple of lenses of grey soil sitting in the red layer. ⇒ Stratum 8 and Stratum 9 both are a red soil layer but have been distinguished between because Stratum 9 contains the fine lenses of grey soil.



10.15 am - small rusted sickle metal found Stratum 9 bank D1/D4 south

89.056

10.20 am - Change to Stratum 10 bank D1/D4 south. Stratum 10 is a fine light grey colored stratum.



April 11th 1989 Day 9

10:35 - 5 small pieces rusted ^(iron) metal found D₁/D₄ bank south, strat. no. 89-112
- 1 knuckle (sheep) also found

weather: extremely windy (unbearably)

10:50 - 1 more small piece iron found (10) D₁/D₄ bank south
11:00 - 2 more small pieces iron found (10) D₁/D₄ bank south
11:30 - 2 more small pieces iron found (10) D₁/D₄ bank south
} 89-141 1.

South side of D₁/D₄ bank - strat. no. 10 was been the ~~the~~ layer of soil just above the soil above bedrock. On previous excavation of D₁ PC left a small area of soil near the EW wall with a thin trench down to bedrock between soil + the wall. This was to leave an example of the foundation trench that was dug out when building and that was later backfilled in to support (probable explanation). This backfill ~~was~~ ^{is} thought to be a loose red soil. Today during excavations we have found a similar area of loose red soil along the eastern side of the NW wall. This soil has been taken out together with strat. no. 10 even though there is a slight colour difference.

* large amounts of small iron pieces found in D₁/D₄ bank south today

April 12th 1989 Pottery

D₁D₄ Bank North Stratum 9.

- 1 piece blackened cookware coarse
- 1 piece coarse handle
- 1 piece plate rim
- 1 piece out turned pot rim
- 1 piece echinus rim
- 1 piece arakella pot base

Bank D₁/D₄ North. Strata 7-8 Soil from around rock tumble

- 1 piece body sherd - fine red glaze
- 3 pieces coarse out turned rim
- 1 piece echinus rim

D₁D₄ Bank South Stratum II

- 1 piece out turned rim coarse ware
- 1 piece pot base ~~very~~ coarse ware

April 12th 1989 Day 10

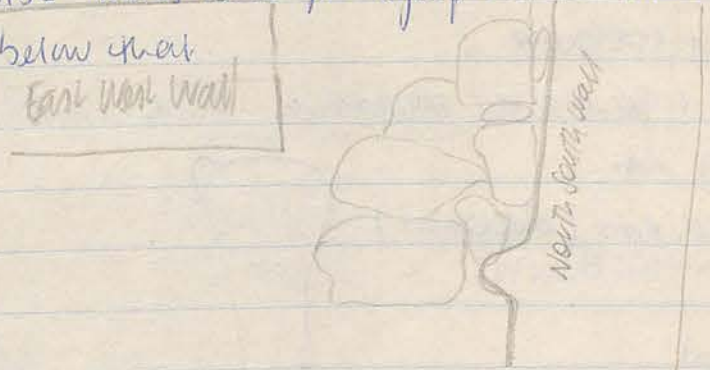
موسم الربيع 12/4/89

Weather: Clear, sunny, light breeze after 10am

Workers: Abdullah, Junna

Description: Continuing work on Bauk D, D4 - working on the south side of the wall - Stratum II - the soil layer down to bedrock. The red soil layer on top of the bedrock doesn't seem to contain any pottery at all. Only pottery found in this stratum was found in the loose soil around the edges of the wall. The red soil above bedrock is most probably decayed bedrock that hasn't been disturbed.

Time spent cleaning the area around the tumbled rocks on the north side D, D4 Bauk. Some pottery found which was labelled Strata 7, 8 from soil around rock tumble. Rocks to be photographed and then shifted and excavation can continue below that.



South side of East/West wall is now down to bedrock and after photographs work will continue on the North side.

12:15pm - photographs taken after walls cleaned - south side down to bedrock North side to layer just above bedrock + rocky.

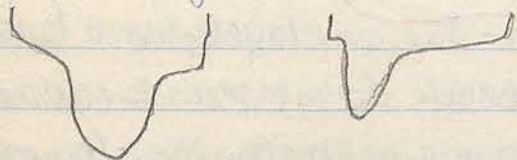
12:15pm - started work on stratum 9 north side of the wall. Still a little work to be done on the south side as weren't not at bedrock level suspected.

April 13th 1989 - Day 11 - I was ill so didn't come up the Jebel. Abdullah + Junna worked + Andrew so no work done on my trench.


April 15th 1989 Pottery

Baulk D, D4 North Stratum 9 -

- 6 pieces blackened cookware
- 1 piece blackened large body sherd.
- 2 pieces round ring base.



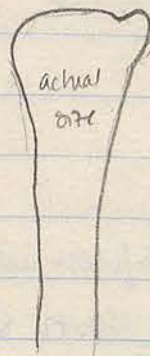
- 4 pieces out turned pot rim
- 2 fit together




- 1 piece echinus rim greyware

Baulk D, D4 North Stratum 10

- 2 pieces blackened cookware
- 1 piece blackened cookware out turned rim
- 3 pieces echinus rim
- 1 piece out turned rim (blackened)



NS wall.



Exposed wall length

Wall width - south end - 65cm

Bedrock very uneven

Dirt Foundation Layer.

April 15th 1989 - Day 12

Weather: Clear, Sunny

Workers: Juma, Abdulla's daughter

Description - continuing on the bank D₁/D₄ on the north side in Swatum 9 - ~~down to bedrock~~. After that the south side has to be taken down to bedrock completely and then the area cleaned up.

6:45 - small lump oxidised iron found - Swatum 9 bank D₁/D₄ 89-354 2

- Change to new Swatum 10 defined as the layer of red soil above bedrock.
- 11:15 am - cleaning off wally stony soil that lays just above bedrock on the south side - north side finished.

Sketch finished excavⁿ Bank D₁/D₄

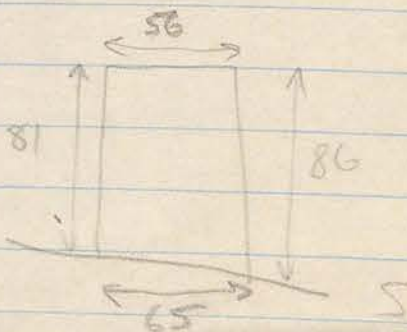


EW wall continuation

In the area between the EW wall and the NS wall the bedrock is 220cm higher than the surrounding bedrock. Higher bedrock looks to be decaying in places at the level of the lower bedrock.

N.S wall - hasn't been built entirely on bedrock in all places - some places it's just on the soil layer above bedrock.



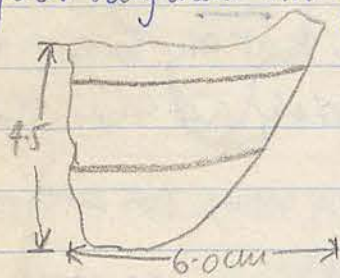
EW wall - SW corner 86cm to bedrock
NW corner 81cm to bedrock
wall length - 344cm



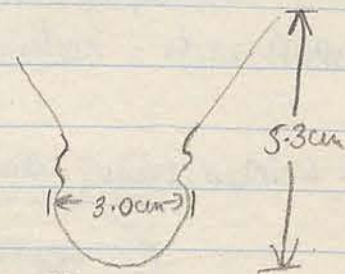
April 16th 1989 Pottery

Trench 207/4 Stratum I


- 3 pieces blackened cordware
- 1 piece out turned rim red glazed.
- 2 pieces echinus rim
- 3 pieces body sherd with grooves on them



- 3 pieces handle body sherd attachment
- 2 pieces for handle
- 5 pieces ring base fragments
- 4 pieces ~~amphora~~ amphora base fragments



- 3 pieces out turned rim that fit together



- 8 pieces out turned pot rim

207/4

April 16th 1989

Day 13

Weather: Light clouds, cool early breeze, strong late morning breeze

Workers: Juma, Abdulla, Ali, Hussein. Ali, Hussein started.

Commence work on new trench 207/4 after Peter took a few photographs of it before we started. Juma spent first 1/2 hour sweeping bank area of D1/D2 so that photographs can be taken when it brightens up a little.

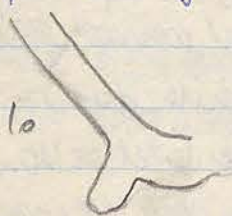
Work started by clearing surface stones off trench and surrounding areas. Then topsoil (stratum 1) is broken up and removed, care hopefully taken with rocks that seem not to have dirt immediately below them.

Work progressing fairly slowly - initially all topsoil removed except area around southern border. This was left for a little while due to the slope of the trench and is now being done as the ~~top~~ level of the overall trench goes down. They seem to be working from the NE corner across towards SW corner + western wall. Hopefully just inside the southern edge of the trench we will find a wall that runs in the general line of the EW exterior wall in trenches D1, D4 + D7.

April 17th 1989 Pottery

Trench 207/4 Stratum I

- 3 pieces beehived cookware
- 6 pieces out turned rim
- 1 piece echinus rim
- 2 pieces echinus rim red glazed
- 2 pieces red glazed body sherd
- 1 piece black glazed body sherd
- 4 pieces pot handle
- 7 pieces handle attachment sherd
- 1 piece flat based pot base
- 6 pieces ring base pot bases



- 1 entire ring base for base



207/4

19

April 17th 1989

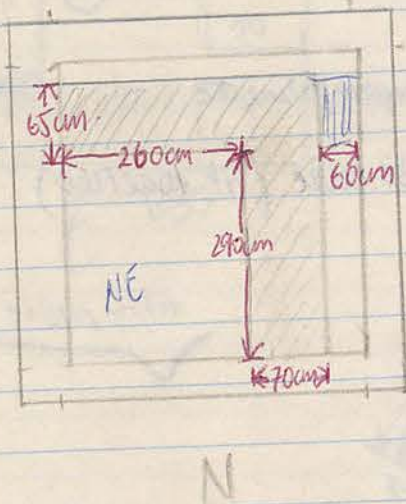
Day 14

Weather: Clear, Sunny, strong westerly ~~Breeze~~ Gale

Workers: Juma, Abdulla, Hussein, Ali

Continuing on the excavations of Stratum 1 of 207/4. A wall is being to be defined on the western side of the trench running NS. Possibly it's the exterior corner wall that we're hoping is the mirror image of the one in D1.

10am - 2 walls now visible, the NS one that was previously visible and one that runs perpendicular to this in the EW direction, a continuation of the one in D1, 4 + 7 (perimeter wall)



10:30am - Workers from Base + Acropolis joined our workers as conditions were too bad on their sides \Rightarrow my number of workers \uparrow to 7. Working on cleaning the wall surfaces and getting definite to the EW wall on the south side.


- Object found in south side of EW trench - bagged - looks like a lamp fragment 89.229.

Started Stratum 3 about 12:30pm - continued Stratum 2 in the NE corner for an area of \sim 1m square as black soil of the previous layer continued down there.

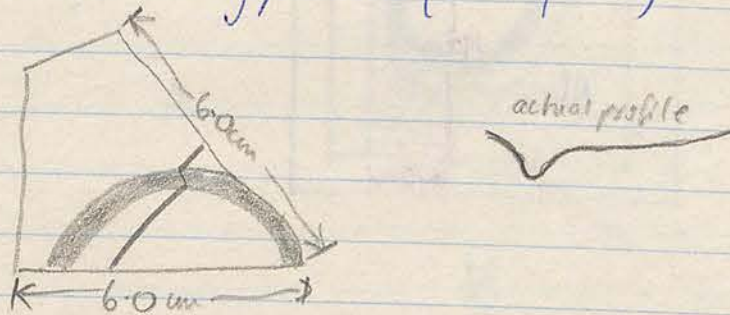
April 17th 1989 Pottery

Trench 207/4 Stratum 2 NE section of trench bounded by the 2 walls.

- 8 pieces blackened calcareous
- 1 piece roof tile
- 2 pieces echinus rim
- 1 piece pot handle
- 3 pieces handle attachment pot fragments
- 7 pieces out turned pot rim
- 11 pieces red glazed pot sherd
- 12 pieces ring base pot base fragments
- 1 piece coarse black glaze patterned ring base fragment

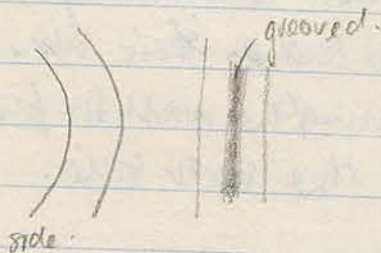


- 2 pieces green fabric ring pot base (fit together)



Trench 207/4 Stratum 3 NE

- 1 piece pot handle groove



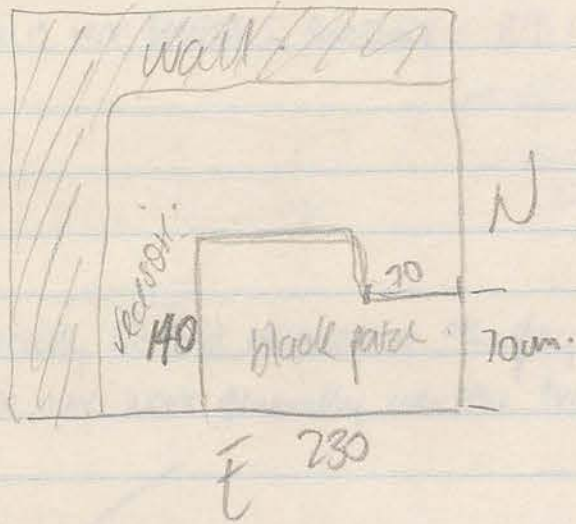
April 17th 1989

201/4

Have been working this morning in the northeast section of the trench that is bounded by the two walls = Area 34

- Stratum 1 - top soil and first ~~layers~~^{creeps} of soil around the rocks
- 2 - grayish soil layer
- 3 - red soil layer

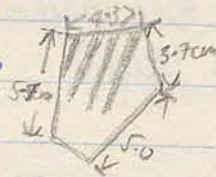
The object described on previous page is a small piece of glass ^{89.222} that has a metallic finish. It was found in the south east corner of the area currently being excavated in stratum 3.



April 18th 1989 Pottery


Trench 207/4 Stratum 3 NE

- 4 pieces blackened cookware
- 2 pieces red glazed body sherd
- 1 piece lined body sherd →
- 1 piece red glazed schinus rim
- 4 pieces ring base pot sherds
- 7 pieces out turned rim pot sherds
- 2 lit together



Trench 20

Large Pottery Bowl →



= am stand

April 18th 1989

Day 15

Weather: Clear, sunny

Workers: Abdulla, Ali, Hussein


Juma Absent.

Continuing work on the NE area defined by the two walls. Working in the gray layer of soil (Stratum 3) to try and clear that out even though it is patchy before ~~start~~ starting the red layer that was touched yesterday.

6:15am - 2 pieces iron found in Stratum 3. 89.182

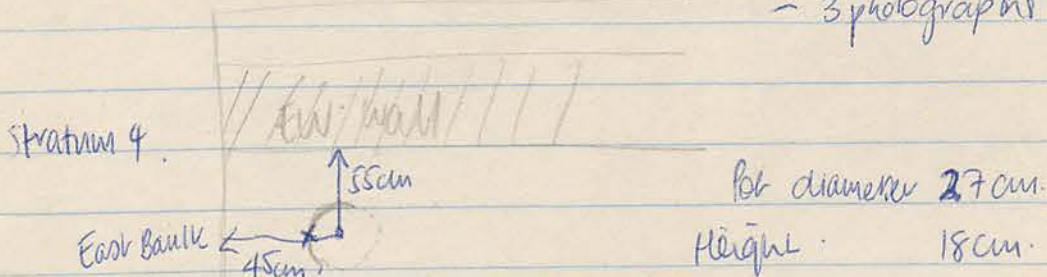


8:45am - Finally finished excavating the gray layer of soil - Stratum 3 and can now work generally over the trench on Stratum 4 the red layer



see previous page for picture of this area & overall design of the trench

9:45am - large piece pottery bowl - depth to X - 30cm = amph. stand
- 3 photographs by 6.30, 31, 32

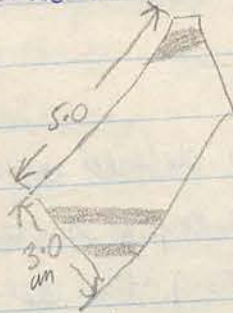


Pot β is the rim + neck piece of a large amphora.
- rim is intact when 3 additional fragments added.

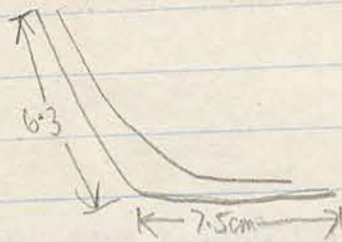
April 18th 1989 Pottery.

Trench 207/4 Stratum 4NE

- 8 pieces blackened corkware
- 1 lined fragment



- 3 pieces echinus bowl rim
- 3 pieces outturned rim
- 4 handle fragments - 1 very thick handle.
- 3 ring base, base fragments
- 1 coarse solid base fragment.



April 18th 1989 Day 15

part of 1989-1991 field

11:15 am - ~~the~~ piece of iron bound. was lying in Swatum 4 against the EW wall about 30cm in from the eastern baulk.



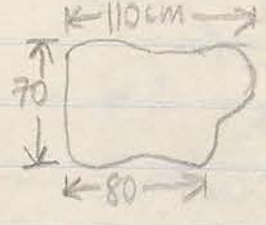
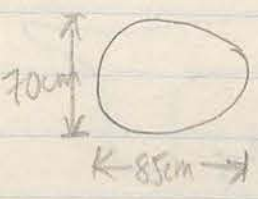
89.192

11:30 am - another piece iron bound - Swatum 4



89.190

12:45 am - 2 pieces basalt found.



89.225

April 19th 1989 Pottery

Trench 207/4 Stratum 4NE

- 3 pieces pot handle

- 3 pieces blackened core ware

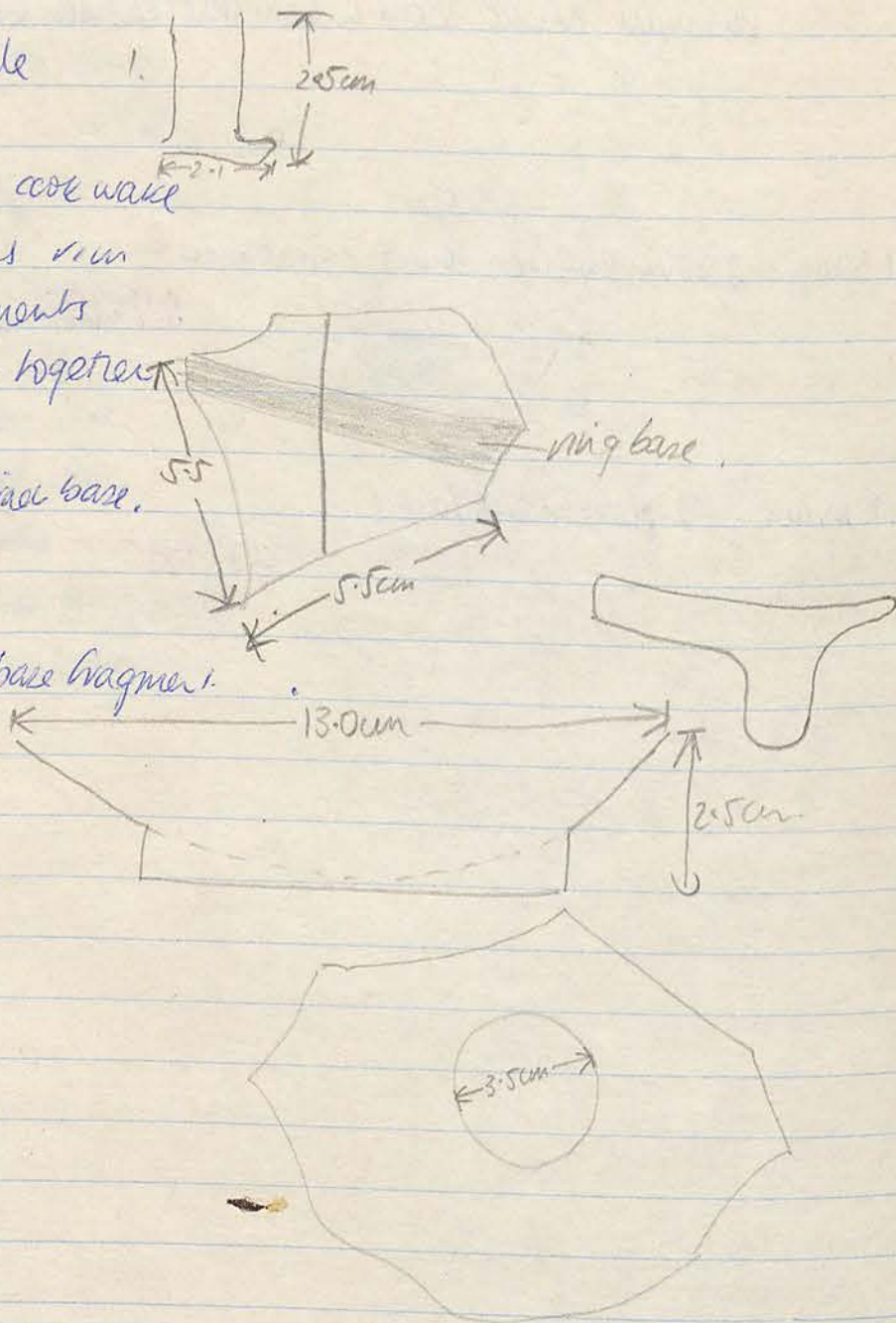
- 11 pieces echinus rim

- 6 ring base fragments

- 2 fit together

- 1 ring base fragment, intact base.

- 1 fish plate intact base fragment.

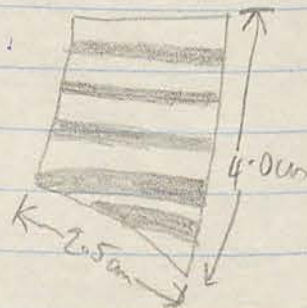


- 12 out turned rim fragments

- 2 red glazed body sherds

- 1 black glazed body sherd

- 1 black glazed back - green fabric - grooved body sherd:



April 17th 1989 Day 16

207/4

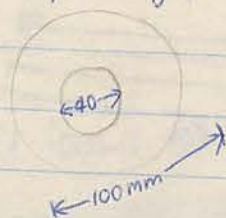
(4)

Weather: Clear, sunny, light NW breeze

Workers: Juma, Abdulla, Ali, Hussein

Work continuing this morning on stratum 4, 207/4. Working gradually from the east side to the west. Large amounts of rubble to be stripped from this stratum

6:30am - doughnut shaped ring of basalt found stratum 4 207/4 object



89.226

measures ~ 45mm thick

7:45am - A tanour (oven) found while working towards the NS wall.

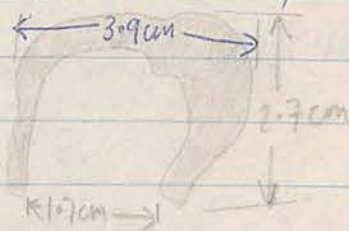
Unluckily the found it while sneaking into stratum 5 while trying to define the shape of what they thought was pottery but turned out to be the oven. Three pieces ^{89.195} were broken off and they started trying to excavate the dirt from inside the oven. Peter came over and the decision was made to cover over the oven again and finish clearing stratum 4. Then starting stratum 5 working from the east over towards the tanour. Hopefully then we'll be able to clean it up and get a good idea of where it sits.

The approximate position is in the corner of the two walls → the SW corner of the area currently being excavated.

8am - Two pieces of iron found in stratum 4 near NS wall, southern end



89.211



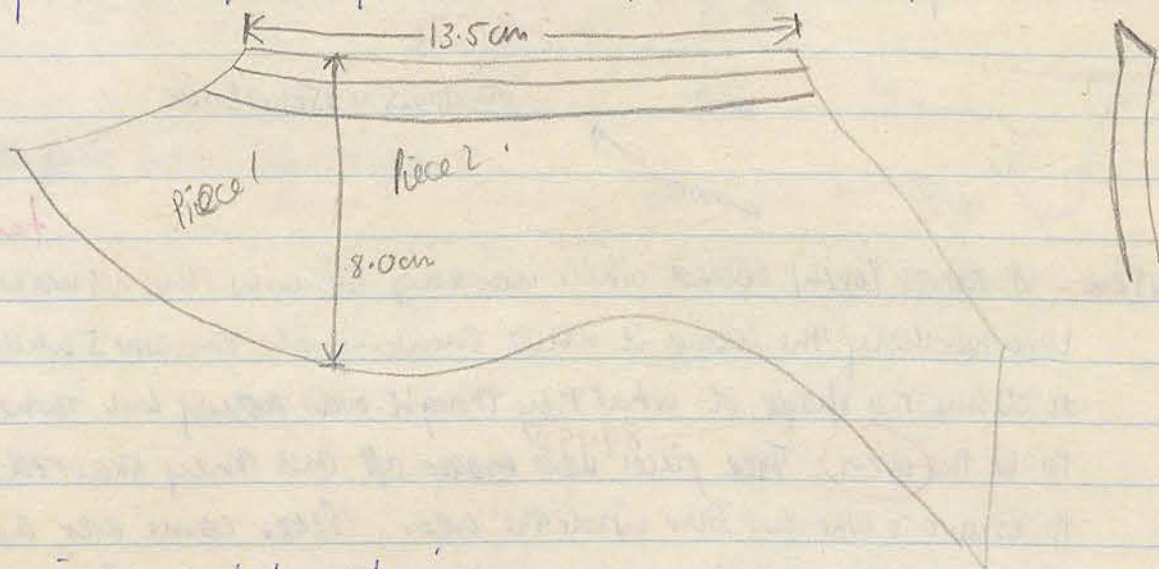
April 19th 1989 Pottery

Trench 207/4 Stratum 4 NE


- 1 piece roofing tile
- 1 piece blackened cookware
- 1 piece plate rim



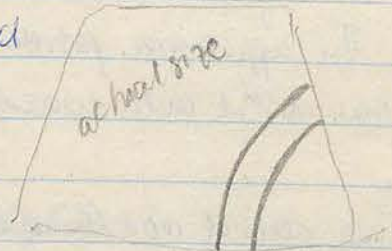
- 1 piece amphora pl base
- 1 piece ring base fragment
- 3 pieces echinus rim fragment
- 2 pieces straight edged bowl - fit together - slightly outturned



- 6 pieces out turned rim
- 1 piece rim + neck out turned rim



- 1 piece black glazed body sherd - lined



- 1 piece green glaze - grooved



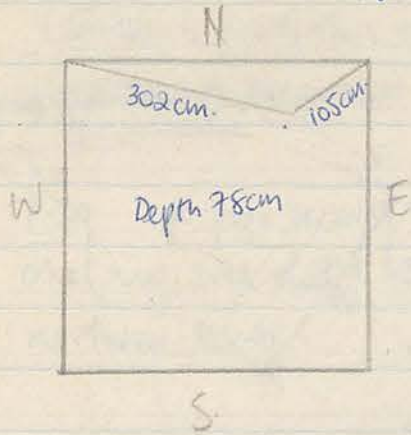
207/4

April 19th 1989 Day 16

89.198

9:45am - small bronze bowl found - in 3 fragments - 4 fragments after 1 broke.
- found in stratum 4 at a position of 110cm West and 95cm East of NE corner of trench.

was found at an ~~approximate~~ depth of 78cm




12mid - Iron nail found ~~in~~ stratum 4 89.175



12:45pm - small bronze hook found.

89.187

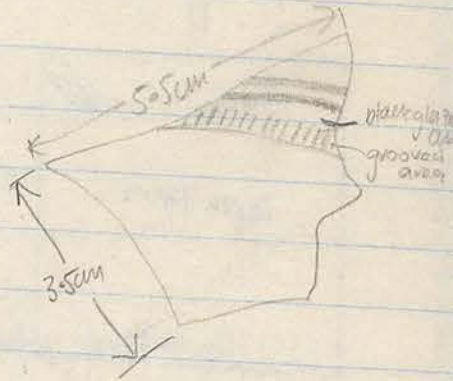


* Small brownish stone found in stratum 4 (NE) → ? what it is
→ Object
89.179

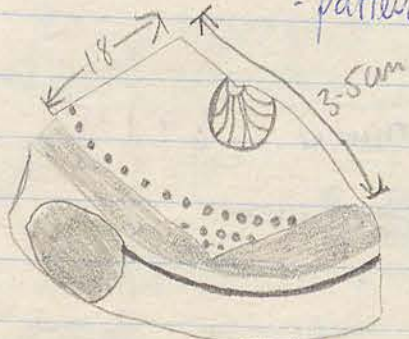
April 20th 1989 Pottery

Trench 207/4 Stratum 5NE

- 4 pieces blackened ware
- 9 pieces handle fragments
- 13 pieces out turned rim fragments
- 1 piece red tile
- 1 piece rocksherd - lined + part black glaze



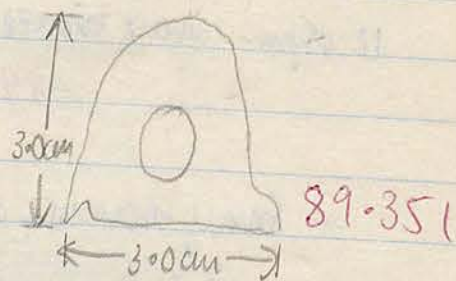
- 13 pieces ring base fragments
- 1 piece ring base fragment - line ware black glaze - patterned



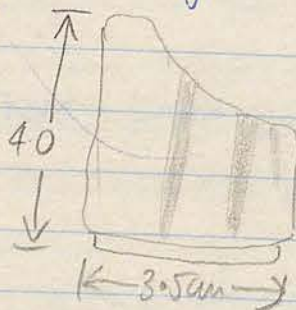
→ object box
89.0341



- 1 amphora pot handle base
- 20 pieces schinus rim
- 1 piece lamp handle → object box



- 1 piece part of a figurine → object box



89.466.

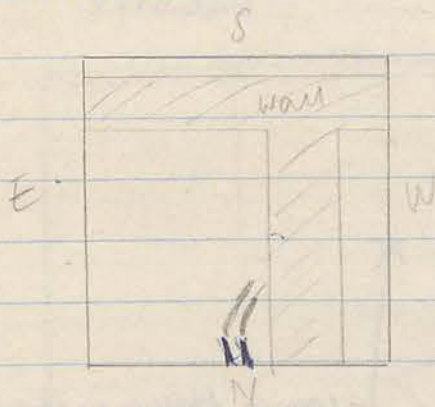
April 20th 1989 Day 17

Weather: Sunny, clear, cool breeze


Workers: Abdululla, Ali, Hussein, Juana

Continuing work this morning on Stratum 4, only the NW corner of this Stratum to be excavated.

7:30 A pipe seeming to be either a drain or a water pipe has been found in the NW area of the trench close to the NS wall. It continues into the northern bank.



Depth of pipe is 83cm at S end and 77 at N end of pipe A.

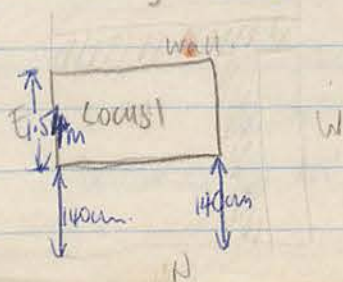


Has been decided that best plan would be to leave pipe in situ so will leave an area of metres and then proceed in the southern end of the area down to bedrock. The southern area will be the area 1.5 metres out from the EW wall — locus 1.

Levels taken of pipe (A) - Sth end NW 172cm
NE 246cm.
Depth 83cm
Nth end NW 170cm
NE 224cm
Depth 77cm.

Distances taken from NW and NE corners of trench 207/4.

Work now started in Locus 1 Stratum 5



- Stratum 5 is a grey layer of soil

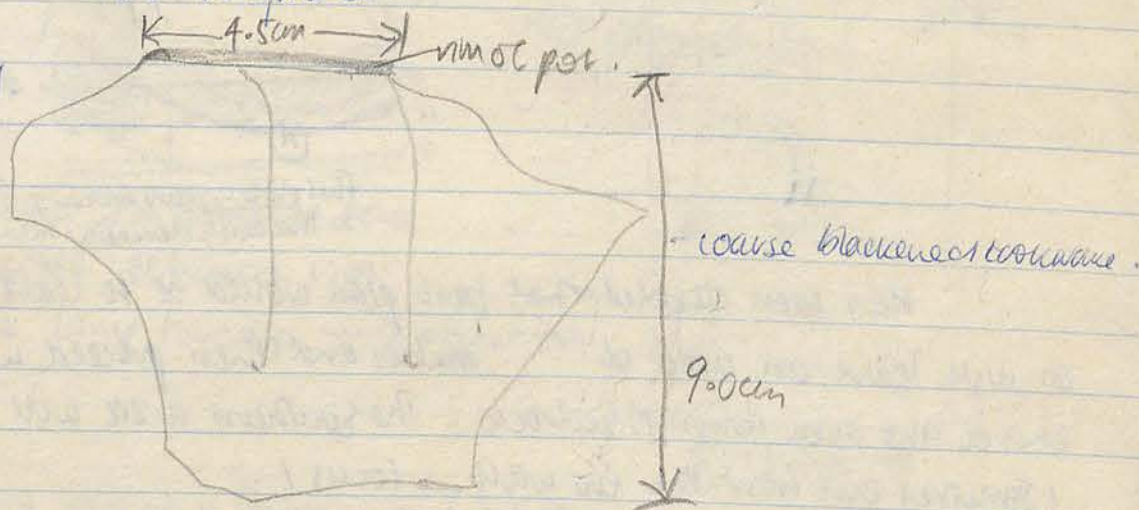
April 20th 1989 Pottery

Trench 207/4 Locus 2 (3)

- 2 piece out turned rim fragment

Trench 207/4 Locus 1 (4) NE

- 1 piece ring base fragment
- 1 piece blackened coil ware
- 3 pieces echinus rim fragments
- 4 pieces outturned rim fragments
- 4 pieces handle fragment

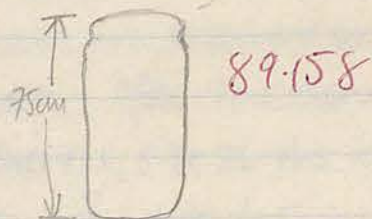


207/4

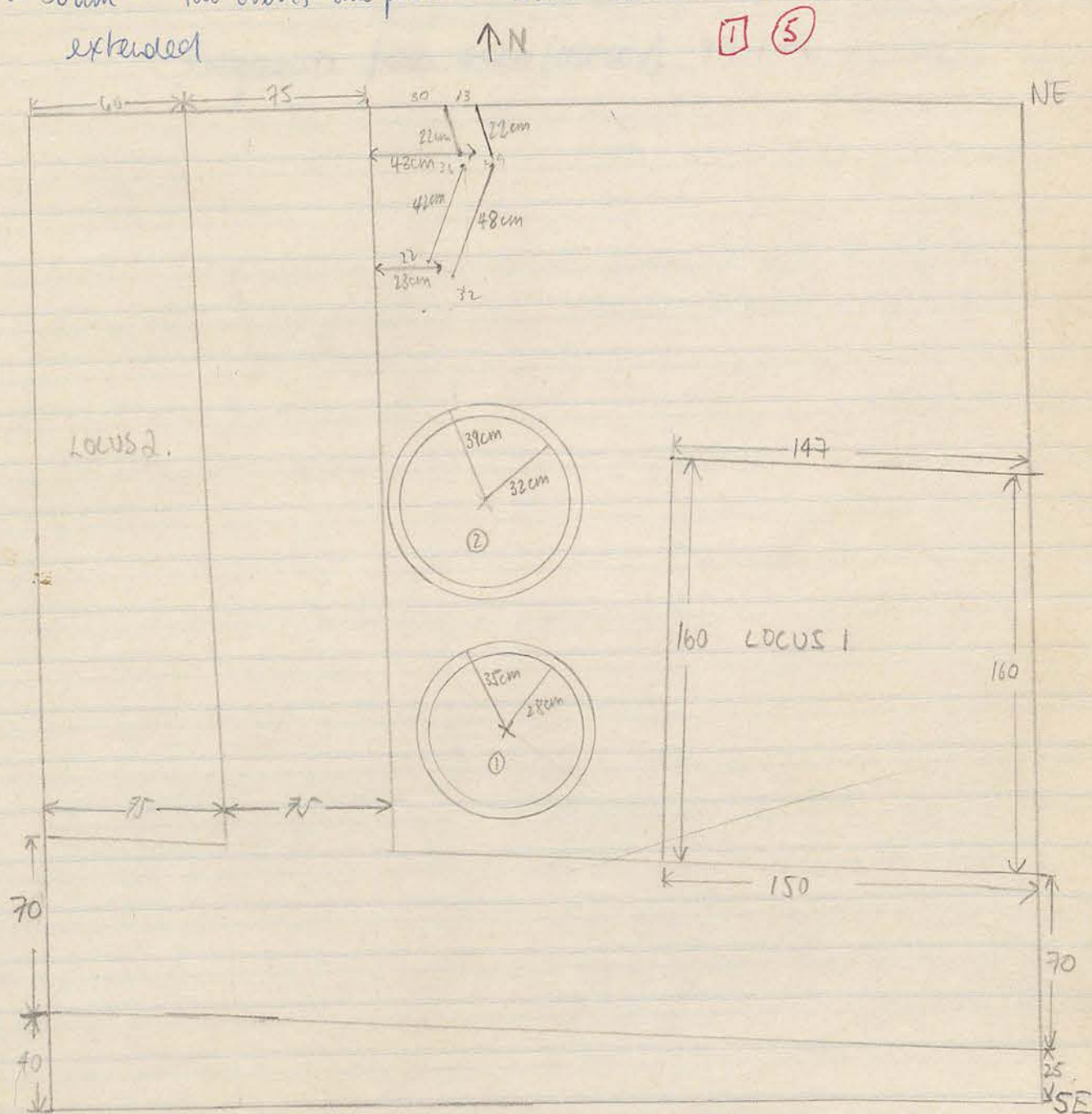
April 20th 1989

9:30am - Got 3 workers from Pelev as they're open to Haleb early. So decided to start work on Locus 2. ~~East~~ West side of wall running NS. Have started work with Stratum 3.


10am - object found Stratum 5 NE Locus 1 - appears to be a stone weight.



10:30am - Two ovens are present in locus 1 stratum 5 NE. Locus had to be extended



① NE 325cm SE 260cm Depth 79.
Distances ② NE 267cm SE 328cm Depth 77



April 20th 1989

Day 17

Dimensions of Locus 1 have been changed.

Original it described an area that came out from the EW wall for a length of 1.54 m and this area ran across to the NS wall. On discovery of the two ovens the NW corner of the locus was extended so that all of the second oven could be uncovered. After the ovens were uncovered I then decided to further reduce the size of the locus leaving the area around the ovens untouched. This left locus 1 with the dimensions displayed on the previous page.

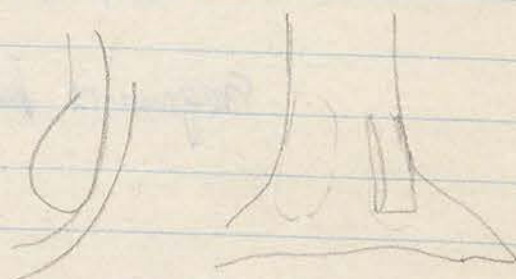
Fragments from oven (ramp) 89.171.

April 22nd 1989 Pottery

Trench 207/4 Locus 1 Stratum 6

- 5 pieces blackened cookware
- 2 pieces pattern green ware
- 4 pieces ring base fragments
- 1 piece amphora base fragment
- 1 piece black glazed body sherd
- 11 pieces echinus rim fragments
- 11 pieces out turned rim fragments
- 1 pot handle with lobellae

- like pinch marks at connection
b/w handle + pot



- 6 pot handle fragments
- 1 intact handle fragment

April 22nd 1989 Day 18

207/4

weather: Clear, Sunny

Workers: Juma, Abdulla, Hussein, Ali's replacement (Makmond)

(5) = gray deposit soil

Continuing on Locus 1 207/4 - working on Stratum 6

Stratum 6 - a reddish soil layer that seems to have a larger volume of small stones through it. ? floor level. Floor level should be somewhere around this layer if the crevices where sitting on floor level as you might expect.

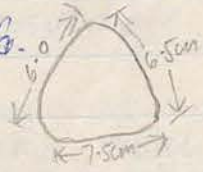
6:40 am - 2 pieces iron, 1 piece bronze found in stratum 6 locus 1
→ objects



89.210.

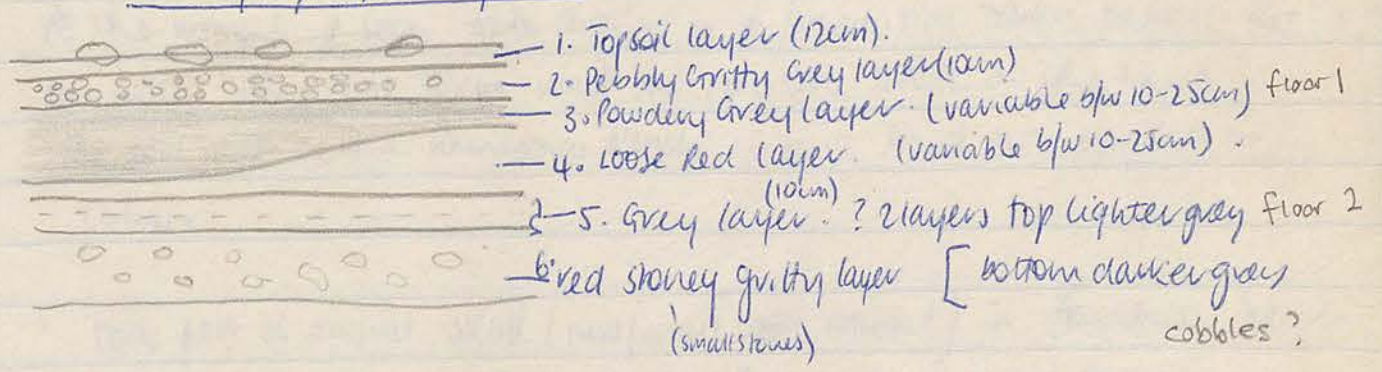
7:10 am - piece of basalt found in stratum 6

89.203



- piece of parthenon green glaze found

Stratigraphy diagram



Layers 3+4 were of variable thicknesses due to the presence of a deep, grey locus of soil in the NE corner of the trench - where layer 3 was deeper there was a parallel thinness of the red layer.

1/2

(2)

1/2

1/2

1/2

1/2

1/2

1/2

1/2

1/2

1/2

1/2

1/2

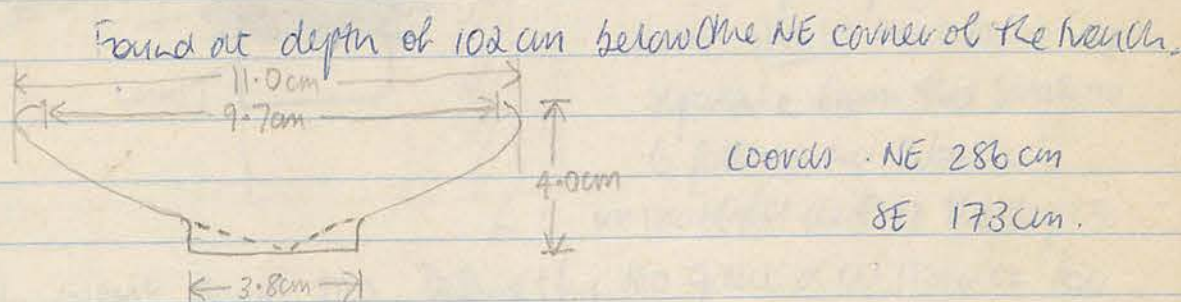
1/2

1/2

April 22nd 1989 Day 18


207/4

8:30 am - whole echinus bowl found - Stratum 6 locus 1 207
 - has inside diameter of 9.7cm 89-180
 diameter across base 3.8cm
 whole pot base diam 11.0cm



9:30 am - Stratum 6 soil is very patchy on its bottom surface - seems in some points to go down to greater depths than others. There appears to be the layer of bright red decomposed bedrock beneath Stratum 6 which would produce the uneven layer of Stratum 6. Current trench depth at S bank is ~ 90cm. In trench D7 bedrock was reached at around 110cm after a regolith (red decomposed gneiss) layer of ~ 20cm. \Rightarrow Regolith possible here.

11 am - iron pin found in Stratum 6 foundation trench.



89-185

At the moment we seem to be digging in a foundation trench beside the EW wall. It's about 50cm wide (and runs the length of the locus). The soil north of the foundation trench is quite hard and very red in colour.

- back part of animal skull (medium sized animal) in foundation trench. bagged with Stratum 6 bones as this area is still part of Stratum 6.

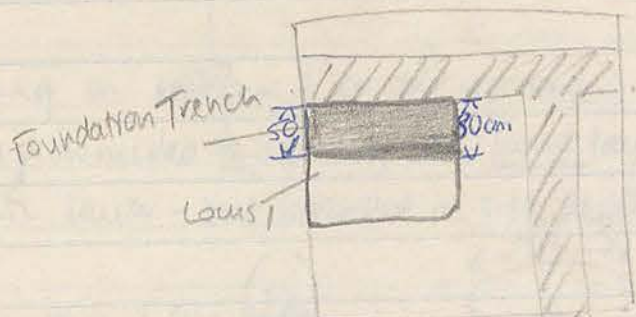
Stratum 6 pottery bone bags also contain pottery + bone from what I thought was the foundation trench. This area is defined by the area in locus 1

[Faint, illegible handwriting on lined paper, possibly bleed-through from the reverse side. The text is mirrored and difficult to decipher.]

207/4

April 22nd 1989 Day 18

due north of the E-W wall. It runs for a depth of 70 cm beginning 95 cm below the edge of the E-W wall



The pottery from this trench should have been kept separate from the Stratum 6 pottery and labelled

N? unmarked due to the depth

the trench went down too. Definitely too great a distance for a foundation trench.

Have now drained Stratum 7 in what remains of Locus 1. Stratum 7 is a bright orange/red soil chars quite hard + gritty. No pottery or bone found below level of work today in Stratum 7.


April 23rd 1989 Pottery

Trench 207/4 Locus 1 Stratum 7

- 1 handle + rim fragment




- 3 out turned rim fragments



Trench 207/4 Locus 2 Stratum 3

- 1 handle attachment pot sherd



April 23rd 1989 Day 19

Weather: Sunny, light early cloud, light breeze from NW.

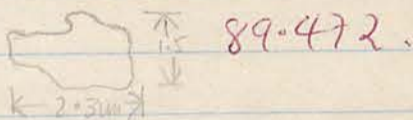
Workers: Juma, Abdulla, Hussein, Makmonel.

Continuing on Stratum 7 on the remaining unexcavated dirt of ~~Stratum~~ locus 1 - large pick needed to break up the hard layer of soil; perhaps it is the regolite layer - but extended in size/depth.

After getting to the bottom of locus 1 we will then start again in locus 2, the area west of the NS wall. Final thing to be done is to clean the walls to a state suitable for photography.

Regolite is of varying consistency. The top area was looser and contained only small limestone chips among the red soil. As you get lower there are more limestone ~~etc~~ stone areas, some with the limestone in large stones.

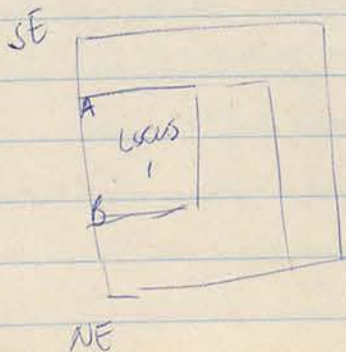
10am - small piece of iron found in Stratum 7 but on the interface of the soil that was dug out as the foundation trench.



More iron found - several lumps as described above. 89.520.

11:30am - Locus 1 finished and swept out - goes down to bedrock a distance of ~~at~~ ~~to~~ 175cm. at corner of EW wall and Ebaulk. Goes to a depth of _____ at ^{NE} corner of locus 1 and Ebaulk.
Stratum (7) was a regolite layer of depth 30cm North. 75cm South.

11:45am - started Locus 2 continuing in Stratum 3. Will try to go down to the level approximating floor level in the NE section of the ~~locus~~ locus.



Depth at A = 185cm at line horizontal to NE

B = 145cm at line " " "

The first part of the paper is devoted to a general discussion of the problem. It is shown that the problem is of the type which is usually treated in the theory of partial differential equations. The method of characteristics is used to obtain the general solution of the problem. The solution is then written in the form of a series of integrals. The integrals are then evaluated and the final result is obtained.

The second part of the paper is devoted to a detailed discussion of the method of characteristics. It is shown that the method of characteristics is a powerful method for solving problems of this type. The method is applied to the problem at hand and the solution is obtained. The solution is then written in the form of a series of integrals. The integrals are then evaluated and the final result is obtained.

The third part of the paper is devoted to a discussion of the numerical solution of the problem. It is shown that the numerical solution of the problem can be obtained by using the method of characteristics. The method of characteristics is applied to the problem at hand and the solution is obtained. The solution is then written in the form of a series of integrals. The integrals are then evaluated and the final result is obtained.

The fourth part of the paper is devoted to a discussion of the physical interpretation of the solution. It is shown that the solution of the problem has a clear physical interpretation. The solution is then written in the form of a series of integrals. The integrals are then evaluated and the final result is obtained.


April 24th 1989 Pottery

Trench 207/4 Locus 2. Stratum 4

- 5 rim pieces - out turned pinky fabric
 - forms complete rim.
- 2 pieces body sherd same pot

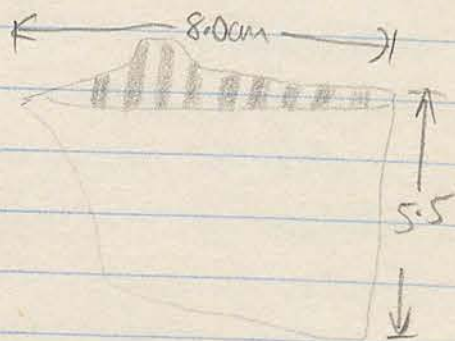


- 3 rim pieces - out turned creamy fabric



Trench 207/4 Locus 2 Stratum 4 Bag 2:

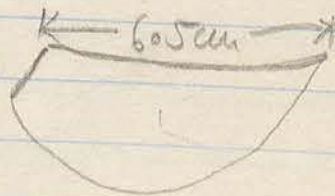
- 3 pieces blackened cookware
 - 1 piece echinus rim
 - 1 piece coarse straight rim
 - 2 pieces out turned rim - med coarse
 - 1 piece red / black glaze - out turned rim
 - 2 pieces ring base fragments
 - 1 body sherd - fluted edge



- 3 pieces spiral handle
 - form whole handle



- 1 piece blue red glazed echinus bowl → objects
- 2 pieces red glazed - 1 coarse, 1 med coarse



April 24th 1989 Day 20

207/4

Weather: Light cloud, Sunny, Cool NW breeze


Workers: Juma, Abdulla, Hussein, Mahmood

= Area 42

Continuing on the area described as locus (2) Finishing stratums in the northern end of the locus then stratum 4 started in southern end.

6:30am - Piece of red plaster found in stratum 4 in south end locus 2.

- broken into 2 pieces




8:05am - Another piece of red plaster found,

- black

- white

8:30 - Large amounts of pottery are being found in the southern half of locus 2. Photographs taken (8:16, 17, 18). Seems to be several partially intact pots.



So far 5 bags of pottery have been taken specifically from the area described and photographed above. Where possible pieces from similar pots have been put together in one bag. Stray pieces of pottery that haven't seemed to match the pottery being found has been placed in the rubbish.

11:45 - Loom weights found - 3 - 1 round

- 1 rounded + flat

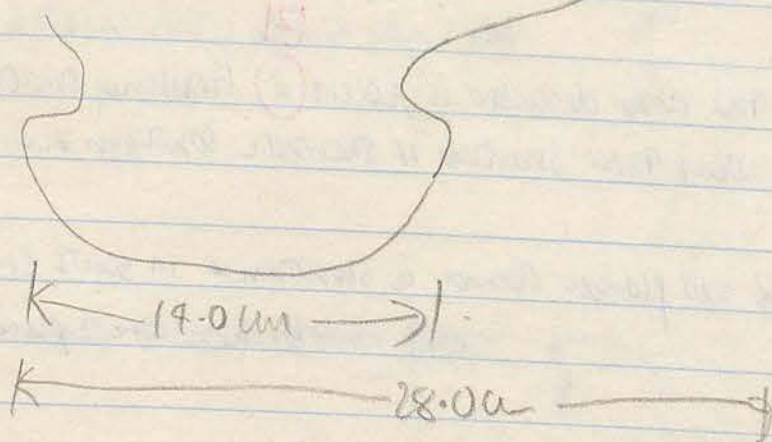
- 1 half circle (broken)

FLOOR? depth not recorded.

April 24th 1989 Pottery

Trench 207/4 Locus 2 Stratum 4 Bag 3.

- 10 coarse large fragments body sherd - pink fabric
 - 1 large pitnos base - coarse ware
- } all pieces belong to same pot.



- 2 pieces body sherd bagged separately as they don't belong to the above pot.

Trench 207/4 Locus 2 Stratum 4 Bag 4

- 19 pieces coarse pink fabric body sherd → ? same pot as bag 3.

Trench 207/4 Locus 2 Stratum 4 Bag 5

- 12 pieces coarse pink fabric body sherds → ? same pot as bag 3.
- 1 piece coarse cream pink fabric amphora toe.



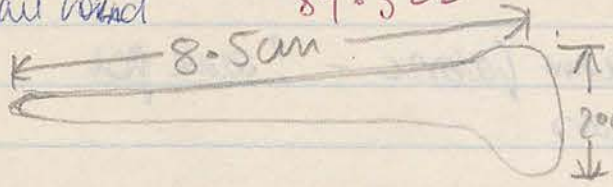
Trench 207/4 Locus 2 Stratum 4 Bag 6

- 17 pieces coarse pink fabric body sherds → ? same pot as bag 3.

April 24th 1989 Day 20

11:45am - iron nail found

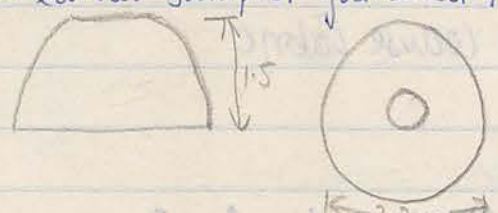
89-322



12:15 - lump of iron + 1 coin weight found

89-315


- coin weight has greater definition, made with more care than the earlier samples gathered today



89-317

12:30 - shell found - hole punched in it -> perhaps worn as a neck ornament

89-314



42
April 24th 1989 Pottery

Trench 207/4 Locus 2 Stratum 4 Bag 7

- 21 body sherds cream fabric - ? same pot.
- 7 other body sherds

Trench 207/4 Locus 2 Stratum 4 Bag 8

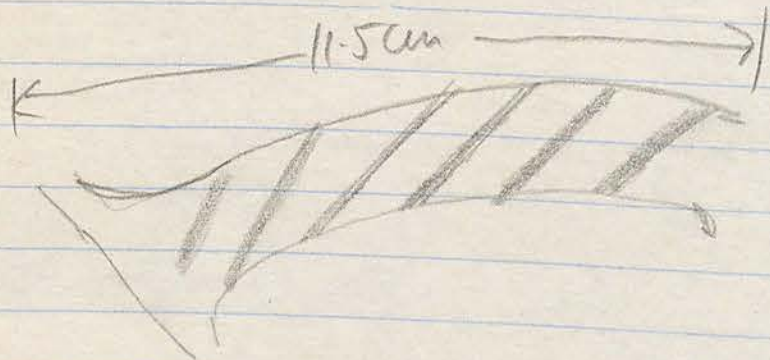
- 1 piece blackened cooking ware.
- 2 pieces out turned rim coarse fabric

Trench 207/4 Locus 2 Stratum 4 Bag 9

- 2 pieces ring base fragments - 1 coarse + slight red glaze.
- 1 med coarse

Trench 207/4 Locus 2 Stratum 3

- 2 pieces out turned rim - 1 slight brown glaze.
- 1 handle fragment (? matching one to one found in 207/4 locus 2 (4) Bag 2)



April 27th 1944 - Friday

Travel log / + notes / + specimens

I took a walk in the morning
and found some interesting things
in the garden. I found a few
small insects and some plants
that I had never seen before.

Friday - April 27th 1944
I took a walk in the morning

Travel log / + notes / + specimens

I took a walk in the morning
and found some interesting things
in the garden. I found a few
small insects and some plants
that I had never seen before.

(4)

April 25th 1989 - Pottery

Trench 207/4 Locus 2 Stratum 5

- 1 piece coarse handle fragment
- 1 piece outturned coarse rim
- 2 pieces echinus pot rim
- 7 pieces blackened cookware
- 3 body sherds - red glazed - 1 patterned




- 2 ring base pot bases - whole ring
- 1 flat base small bowl - ? slight ring base



Trench 207/4 Locus 2 Stratum 6

- 2 pieces blackened cookware
- 3 pieces outturned rim - 1 coarse
- 2 med coarse
- 1 piece gray fabric echinus bowl rim
- 1 grooved body sherd fragment



April 25th 1989 Day 21

207/4 [2] (5)

Weather: Sunny, occasional cloud, light NW breeze ~17°C

Workers: Abdulla, Hussein, Juma, Makmond

* Hussein left at 11am

Working continuing on ~~stratum~~ Louis 2 trench 207/4. Stratum 5 ~~locus~~ stratum 5 this morning. A grey brown soil layer.

6:10 - A large piece of iron found in stratum 5



8:45am - New stratum started, stratum 6, red soil layer? vegetation - quite small stones

10:45 - Photographs taken of new trench 9:1 in preparation for starting either today or tomorrow.

12:15. Currently working on the hard red layer of soil that sits just above bedrock. Some time today also spent cleaning walls of the trench and cleaning excess dirt in preparation for final photographs. I expect that this trench will be finished early tomorrow morning with some cleaning to be done by one or two people while the others start the new trench.

I spent some time this morning clearing the surface rocks from the top of the new trench.

3) 1914-15

25

Faint, illegible handwriting on lined paper, possibly bleed-through from the reverse side.

Wed April 26th 1989 - Day 22

Weather: Cloudy, strong easterly wind $\approx 20^\circ$

Workers: Juma, Abdulla, Hussein replacement (Sulabi), Makimud

207/A

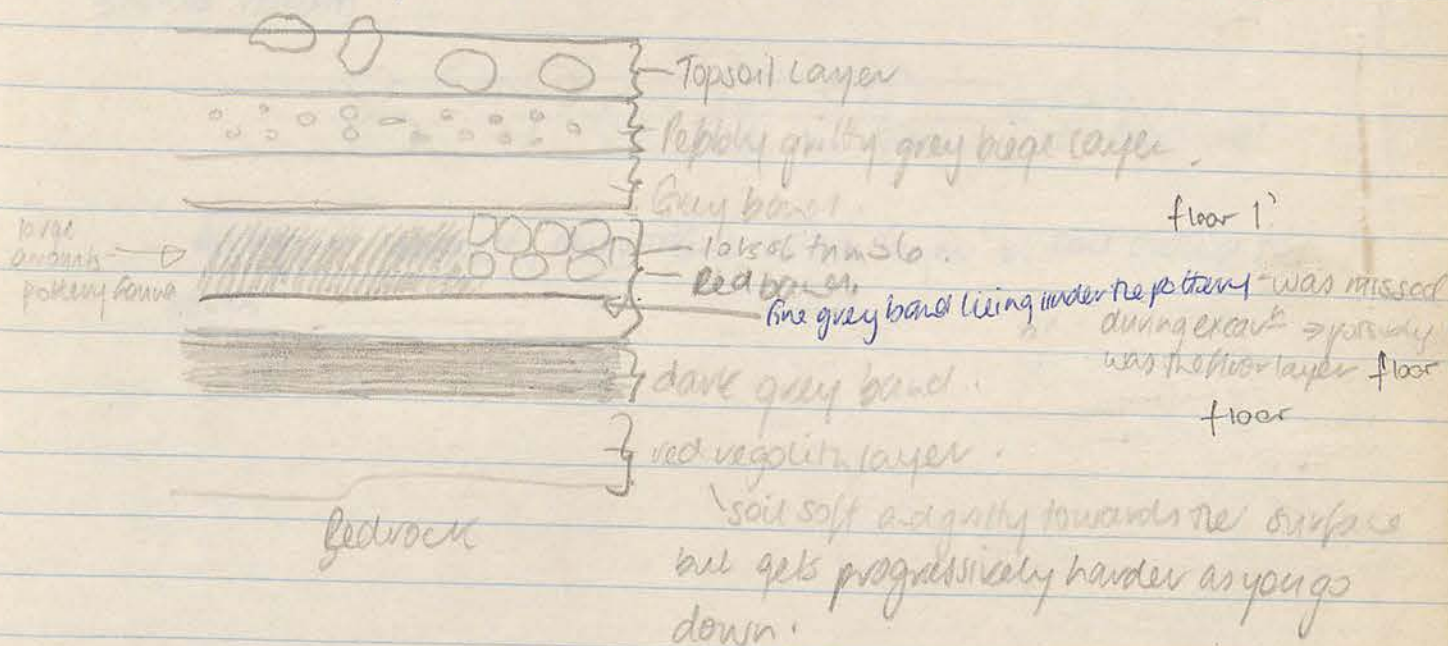
Finishing off stratum 6, the upper layer above lies above bedrock.

207/5

8:30 am - Andrews workers unable to work in his trench due to the swirling dust so they have started digging 207/5

Work abandoned at 9am due to strong dusty winds

Stratigraphy diagram w bank 10m x 2. 207/4 (Area 42)



* Fine grey band that was missed in the stratigraphy and was included in stratum 4 was probably the floor layer. This is consistent with the amount of pottery found on that layer and also the large amount of tumble sitting at that layer.


There also seems to be consistency with locus 1 - a grey band can be seen that corresponds to the base of the oven

H5. Grey floor, ^{not} unusual - to do with ash from cooking

Thursday 27th April 1989 Pottery

Trench 207/5 Stratum 1 + 2 combined

- 1 piece cream fabric straight edged rim
- 1 piece reddish bowl fragment
- 1 piece cream fabric handle fragment
- 2 pieces pink fabric coarse handle fragment
- 1 piece cream fabric ring base fragment
- 2 pieces pink fabric ring base fragments.
- 1 piece coarse pink fabric amphora toe (fat toe)
- 1 piece coarse pink fabric tile fragment
- 1 piece med coarse pink fabric amphora toe.
- 4 pieces cream fabric outturned rim
- 4 pieces pink fabric outturned rim
- 1 piece smooth outturned rim fragment.



Thursday 27th April 1989 Day 23

Weather: Overcast, Cool Northerly Breeze

Workers: Abdulla, Juma, Mahmoud, Sabah

Finishing off loc 2 in trench 207/4. Then areas to be cleaned in preparation for photographs.

Removing topsoil (stratum 1) from 207/5. Move 2 teams of workers going at once - one on 207/4 and one on 207/5.

Sam - finished trench 207/4 - photographs taken 9:5 → (215 photo's taken)

207/5

Trench 207/5:

Working on stratum 1. - The topsoil layer - contain humus, plant roots etc. - stratum 2 will be combined in with stratum 1 pottery. This will take us to the stage where rocks are cleared of the soil around them and thus we will be able to distinguish "essential" rocks that should remain.

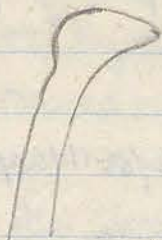


- All topsoil removed, now working in the layer of soil around the rocks.

Monday 1st May 1989. Pottery

Trench 207/5 Stratum 3 Bag 1

- 3 pieces red glazed body sherds
- 3 pieces blackened cookware
- 1 piece handle fragment
- 1 fragment roof tile
- 2 pieces echeinus rim fragment
- 1 piece red glazed echeinus rim fragment
- 1 piece rim fragment - inverted but with outer bulge



- 1 piece coarse flat based pot
- 7 pieces ring base fragments
 - pink fabric
- 1 piece green fabric ring base fragment
- 1 piece pink fabric flint bowl base
- 1 piece pink fabric amphora base
- 1 piece out turned rim - slightly blackened
- 1 piece out turned rim - weak black glaze
- 6 pieces out turned rim

Trench 207/5 Stratum 3 Bag 2

- 1 piece blackened cookware
- 2 pieces bone
- 1 piece handle fragment
- 1 piece red glazed body sherd
- 3 pieces echeinus rim fragment
- 2 pieces amphora base fragments
- 6 pieces ring base fragments
- 6 pieces out turned rim cream fabric
- 2 pieces out turned rim pink fabric

Monday 1st May 1989

Day 24

weather: Sunny, clear, ~17°C


workers: Juma, Abdulla, Hussein, Makenand

207/5

Continuing work this morning clearing the dirt associated with Stratum 2 from around the rocks. ~~Trying~~ Trying to get an idea of which rocks are structurally important - and should remain.

8:30 am - Have removed rubble + soil layer (Stratum 2). Now starting Stratum 3. Only wall structure seems to be the wall associated with the doorway stone.

Possible wall diagram



- Stratum 3 seems to contain lots of small rocks - soil is beige brown in colour

8:45 am - Abdulla left - his son replaced him

11:40 am - Juma left - upset stomach

Monday 1st May 1989 Pottery

Trench 207/5 Stratum 2

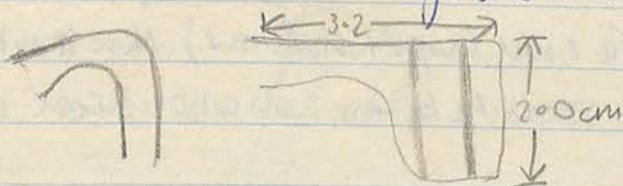
- 1 piece red glazed body sherd
- 3 pieces blackened cook ware
- 3 pieces echinus rim fragments
- 6 handle fragments
- 5 outturned rim fragments
- 4 ring base fragments
- 2 fish plate base fragments



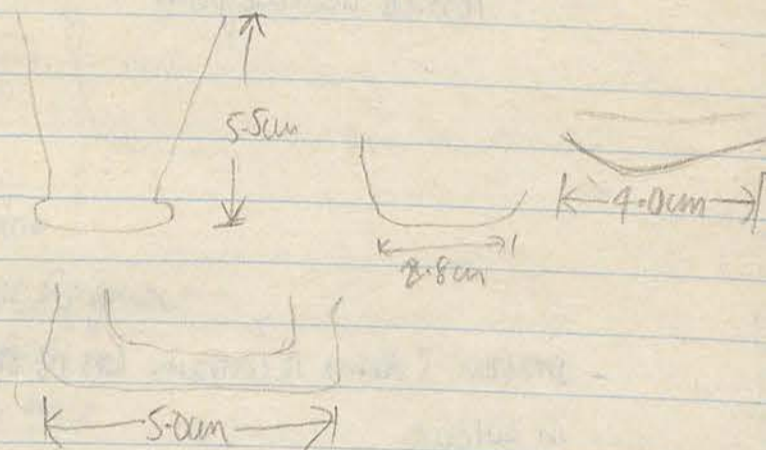
Tuesday 2nd May 1989 Pottery

Trench 207/5 Stratum 3 Bag 1.

- 4 pieces blackened cookware
- 1 piece coarse black glaze body shard
- ~~2~~ pieces pink fabric echinus bowl rims
- 1 piece cream fabric echinus bowl rim
- 2 pieces blackened pink fabric echinus bowl rim
- 10 pieces out turned rim fragments
- 1 piece cream out turned rim - grooved rim



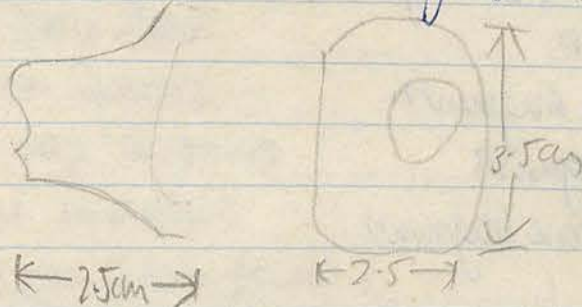
- 8 handle fragments
- ~~4~~ amphora toe fragments



- 4 coarse ring base fragments
- 7 medium coarse ring base fragments
- 1 fish plate base fragment

Trench 207/5 Stratum 3 Bag 2.

- 1 pottery spout - line hole - coarse black glaze ? lamp fragment - etc



89.443

- 1 piece blackened cookware
- 3 med coarse handle fragments

Tuesday 2nd May 1989

Day 25

Weather: Light cloud, sunny - 16°C

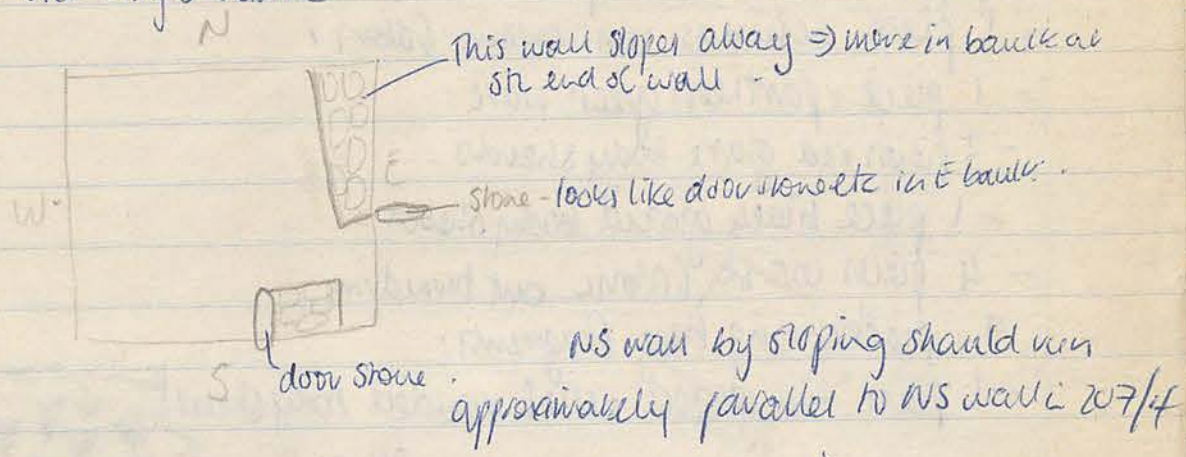
Workers: Juma, Abdulla, Hussan, Mahmood.

2.7/5 (3)

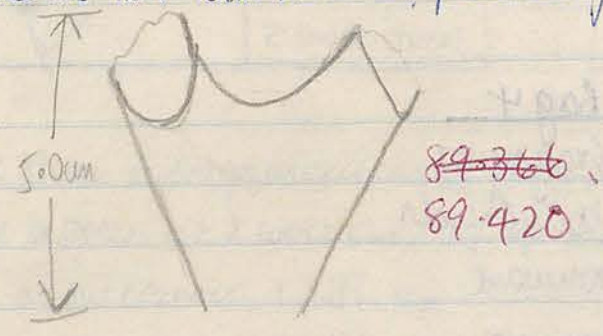
Continuing work on stratum 3, trench 207/5

- stratum 3 contains many Gs size and smaller stones
- started a second pottery bag for 207/5 stratum 3.

8:30am - getting definite of two walls on the trench, one along E bank and one along S bank

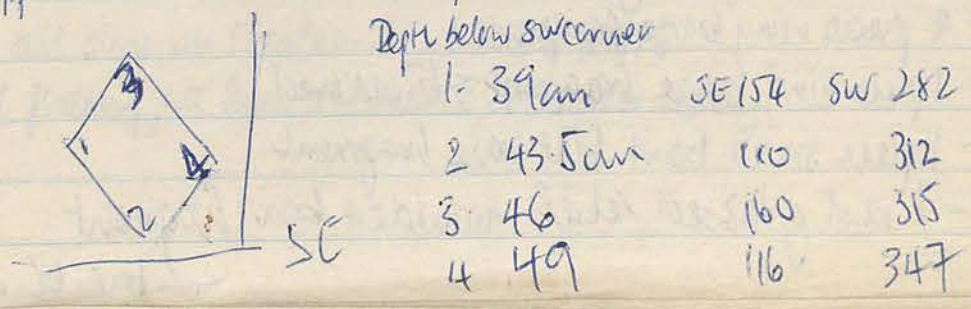


8:45am - piece of terracotta found - ? piece of figurine -> object



10:15 - Rectangular flat stone found in SE corner of trench.
 measured 47cm long by 40cm wide
 - appears to have a raised lip on one side

HS-tile?
or heavy stone?



Tuesday 2nd May 1989 Pottery

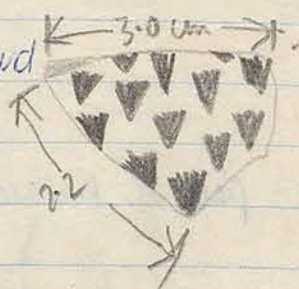
Trench 207/5 Stratum 3 Bag 2 continued

- 1 coarse handle fragment
- 2 amphora toe fragments
- 6 coarse ring base fragments
- 1 piece red glazed echinus rim
- 1 piece black glazed echinus rim
- 2 pieces red glaze body sherds
- 10 pieces out turned rim fragments.

Trench 207/5 Stratum 3 Bag 3.

- 5 pieces blackened cookware.
- 1 piece coarse pot handle.
- 2 pieces amphora toe fragments
- 4 pieces echinus rim pink fabric
- 1 piece echinus rim cream fabric
- 1 piece partgreen ware.
- 3 pieces red glaze body sherds
- 1 piece black glazed body sherd
- 4 pieces coarse fabric out turned rim
- 9 pieces ring base fragments.
- 1 piece red glazed relief moulded body sherd

89.349.



Trench 207/5 Stratum 3 Bag 4

- 2 pieces amphora toe fragments
- 2 pieces red glazed body sherds
- 3 pieces blackened cookware
- 1 piece plate rim fragment
- 8 pieces echinus rim fragments
- 5 pieces out turned rim fragments
- 3 pieces handle fragments
- 4 pieces ring base fragments
- 1 piece ring base fragment - blackened
- 1 piece small bowl flat base fragment
- 1 red glazed relief moulded bowl fragment



89.435

Object

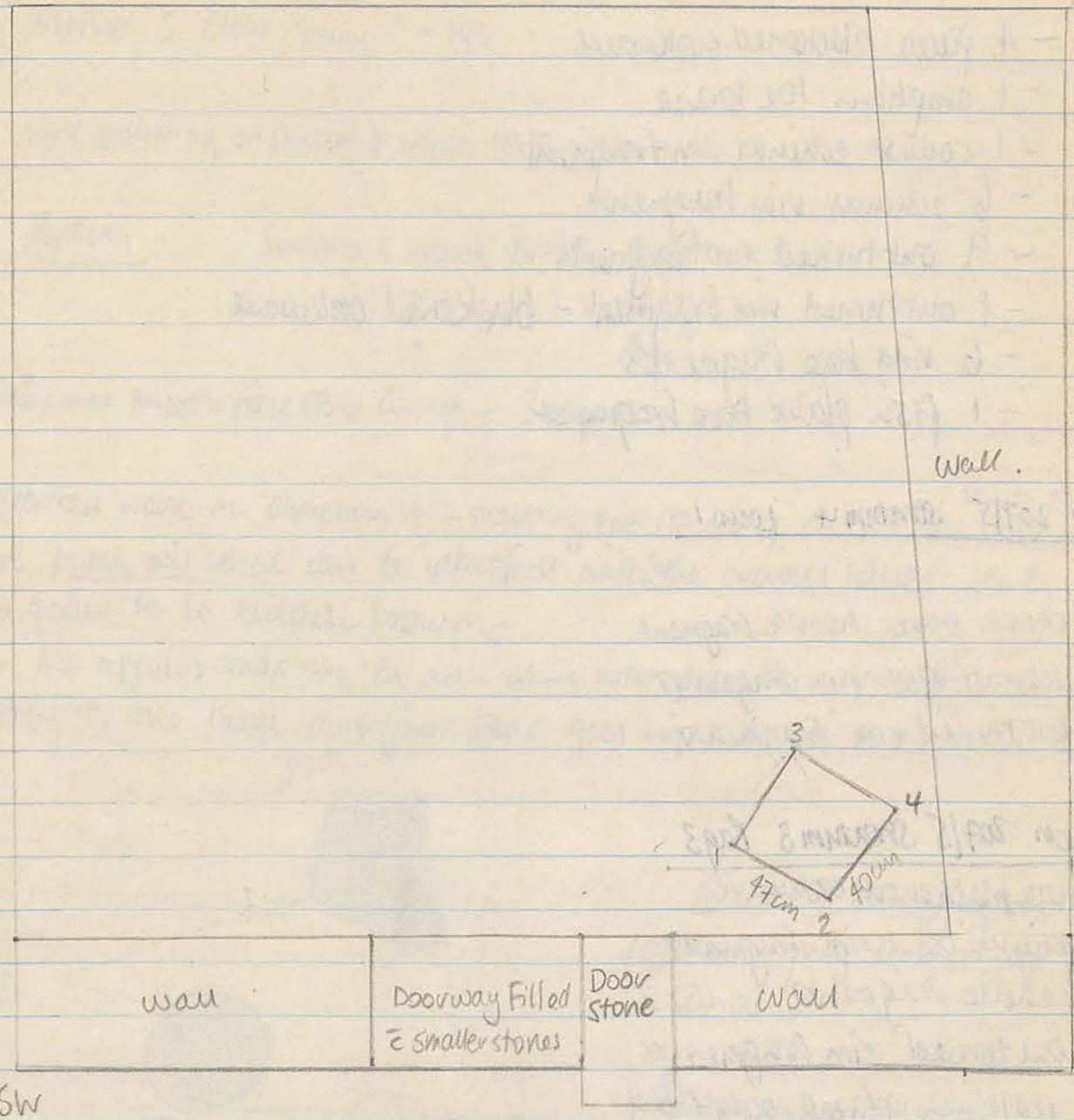
base of a woman

Tuesday and May 1989

Series of position of flat stone

4N

207/5



- flat stone is fragmented + some parts of surface missing
- edge between 1 + 2 looks slightly raised

- Depth at SW corner
1. 39 cm
 2. 43 cm
 3. 46 cm
 4. 49 cm

Continued all day on stratum 3 trench 207/5
 - 4 bags of pottery, all from stratum 3, collected today

0435V

et

Wednesday 3rd May 1989 Pottery

Trench 207/5 Stratum 3

- 4 pieces blackened earthenware
- 1 amphora toe base
- 1 coarse echinus rim fragment
- 6 echinus rim fragments
- 9 outturned rim fragments
- 1 outturned rim fragment - blackened earthenware
- 6 ring base fragments
- 1 fish plate base fragment

Trench 207/5 Stratum 4 Locus 1

- 1 coarse ware handle fragment
- 2 echinus bowl rim fragments
- 2 outturned rim fragments

Trench 207/5 Stratum 8 Bag 3

- 1 piece blackened earthenware
- 3 echinus bowl rim fragments
- 3 handle fragments
- 8 outturned rim fragments
- 1 red/black glazed body sherd
- 1 handle fragment? - pottery black inside with red border
- 1 straight edged rim fragment - coarse fabric
- 5 ring base fragments
- 1 ring base - intact base
- 1 base piece - unguentarian pot.



Wednesday 3rd May 1989 Day 26


workers: Jama, Hussein, Makrem, Hadle (Abdullah's daughter)

weather: Clear, Sunny ~14°C

Work continuing on Stratum 3 trench 207/5

Pottery Stratum 3 trench 207/5 Bag 1, Bag 2, Bag 3

9.30am small smooth piece stone found - ? object

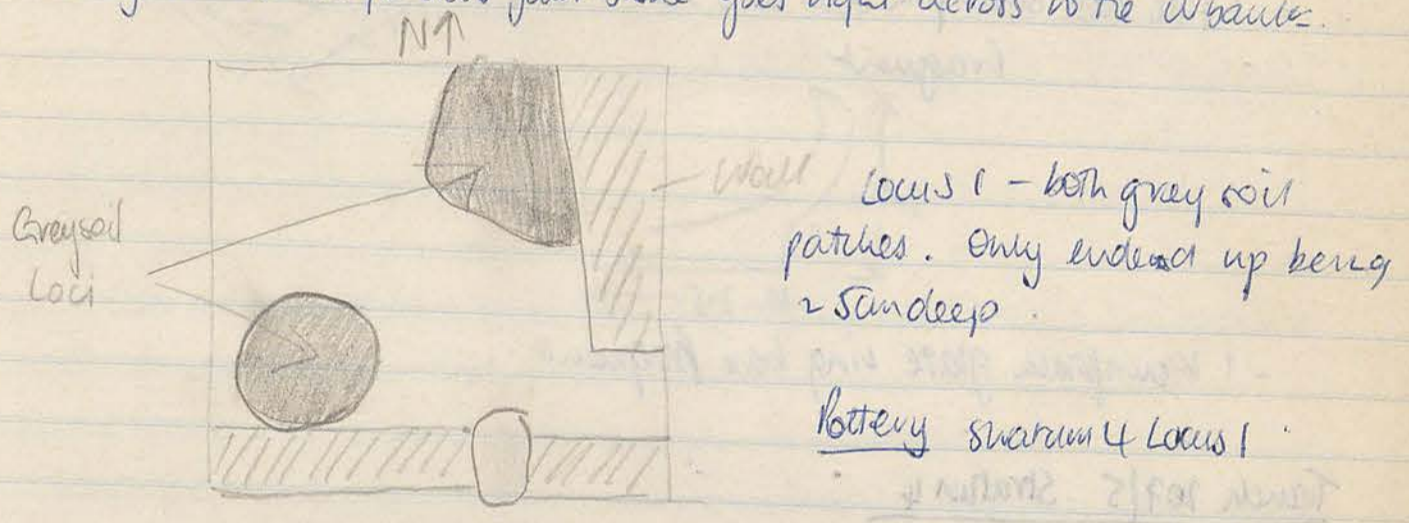


Stratum 4

black soil ↓

Started work on Stratum 4 - staving specifically in the two loci of black soil that can be identified within the overall layer which appears to be reddish brown.

- Also appears that the EW wall which was previously thought to go only to the large door jam stone goes right across to the wharves.

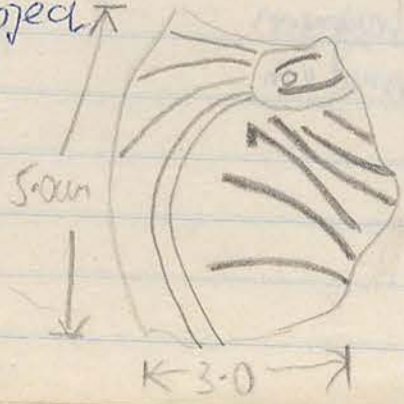


Now staving Stratum 4 - the red brown soil layer.

11.40am - piece of Aquirine found - Stratum 4 207/5

⇒ object ↑

89-407



5V

Wednesday 3rd May 1989 pottery.



Trench 207/5 Stratum 3 Bag 2

- 5 pieces blackened cookware
- 2 pieces blackened cookware out turned rim
- 1 piece grey fabric out turned rim
- 6 pieces out turned rim
- 2 pieces handle fragment coarse cream fabric
- 1 piece spiralled handle fragment - dark red (? burnt) fabric
- 1 small cream med coarse handle fragment
- 1 intact handle fragment (also part rim fragment) peachy fabric
- 6 med coarse echinus rim fragments
- 1 fine echinus rim - dark red/brown glaze - lined

⇒ object box.

- 4 ring base fragments
- 1 intact ring base fragment pink fabric
- 1 flat base small pink bowl with echinus rim

fragment



- 1 brown/black glaze ring base fragment.

Trench 207/5 Stratum 4

- 1 piece body shell black glazed
- 3 pieces echinus rim fragments
- 6 pieces blackened cookware
- 1 piece handle/rim fragment
- 9 pieces ring base ~~fragments~~ fragments
- 3 piece med coarse out turned rim
- 4 pieces out turned rim

Wednesday 3rd May 1989 Day 26

pottery : Trench 207/5 stratum 4

Work continuing stratum 4

* Object - 1 has schinus um lined - dark red/loose glaze

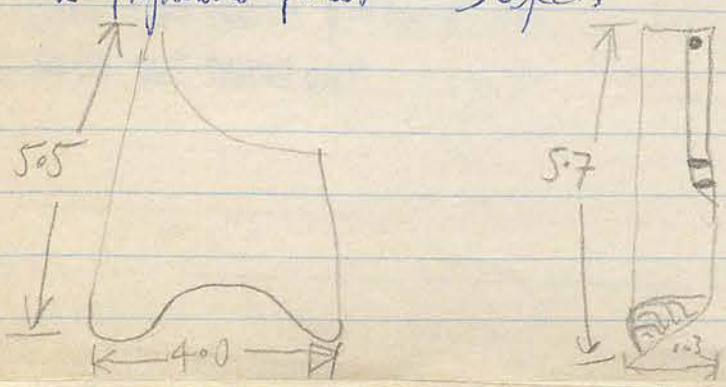
Thursday 4th May 1989 Pottery.

Trench 207/5 Stratum 4 Bag 1

- 2 pieces black glaze fabric low bowl - 1 down turned rim
- 1 body sherd
- 1 amphora toe fragment
- 1 bowl pedestal base fragment
- 6 ring base fragments
- 5 echinus rim fragments
- 1 red glazed echinus rim fragment
- 1 green fabric echinus rim fragment
- 3 blackened cookware fragments
- 4 handle fragments
- 1 cream fabric intact handle fragment (part rim fragment)
- 11 out turned rim fragments
- 2 blackened cookware out turned rim fragments

Trench 207/5 Stratum 4 Bag 2.

- 6 pieces blackened cookware
- 1 piece red glazed body sherd
- 8 pieces echinus rim fragments
- 4 handle fragments
- 4 amphora toe fragments
- 15 pieces ring base fragments
- 1 piece grey fabric ring base fabric
- 1 flat base bowl base fragment →
- 2 pieces coarse fabric out turned rim
- 16 pieces med coarse fabric out turned rim
- 2 figurine pieces → objects



Thursday 4th May 1989 Day 27

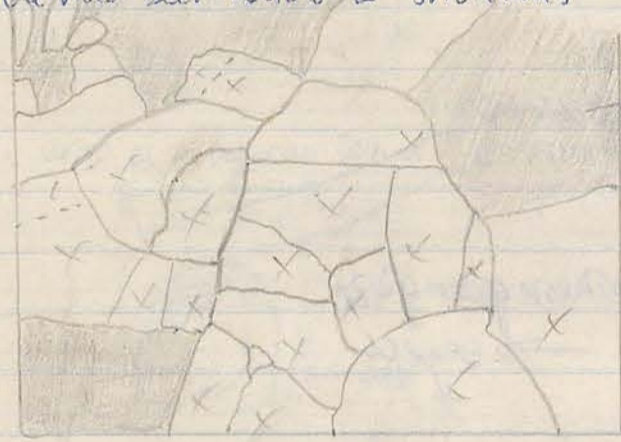
weather: Cloudy, still, 17°C

Workers: Juma, Hussan, Muhammad, Madhe

Continuing on Shatrum 4 trench 207/5

lottery: Shatrum 4 Bag 1.
" Bag 2

- removed tile fragments from SE corner of the trench.
- Tile had been found E Shatrum 3.



Shaded areas missing

Rough sketch of tile pieces in situ

- One piece found lying below level of tile - has been included but is in a separate bag as it's not one of the pieces sketched.
- Appears to definitely be a roofing tile - has the appropriate ridges on the back
- Shatrum 4 still - in some places earth appears quite hard to break through with the pick - ? floor level

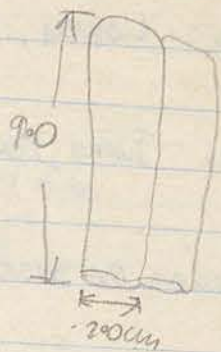
Trench 207/5 Shatrum 3 Roof tile

- 29 pieces roof tile - fit together
- 2 other tile fragments - ? same tile

Monday 8th May 1989 Pottery

Trench 207/5 Stratum 4 Bag 1

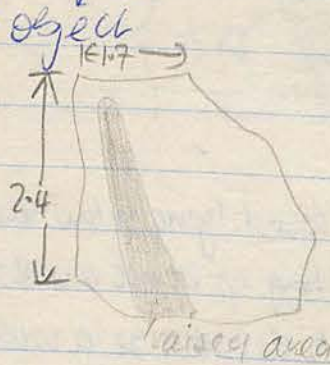
- 1 piece basalt
- 1 piece roof tile
- 4 handle fragments
- 2 pink fabric coarse bar handle fragments that adjoin
- 9 ring base fragments
- 2 intact ring, ring base fragments
- 8 med coarse echinus rim fragments
- 6 out turned rim fragments - smooth single dip
- 1 large coarse out turned rim fragment



- 4 out turned rim pieces flatter bowl



- 1 piece out turned rim part with green glaze
- 1 piece part of a figurine → object
pink fabric



Trench 207/5 Stratum 4 Bag 3

- 2 coarse handle fragments
- 2 pieces blackened cookware
- 2 amphora toe bases
- 5 pieces ring base fragments
- 2 pieces intact ring, ring base fragments
- 2 pieces ring base fragments, green fabric - fit together
- 1 piece bowl base fragment - porous bottom
- 4 pieces echinus rim fragments
- 8 pieces out turned rim - bowls
- 7 pieces out turned rim - low bowl / plates



resembles humped floor of WH lamps

← 4.0 →


Monday 8th ~~July~~^{May} 1989 Day 28

Weather: Clear, Sunny.


Workers: Juma, Hussein, Mahmud, Hadlo

Description: - Continuing on stratum 4 trench 207/5

6:30am - part of a figurine - base part found, Stratum 4



8am - head of a figurine found - stratum 4



8:30 am - a piece of part of a green ware bowl - it has an out turned rim.
- has been placed in the pottery tumbler for washing

Sorted bag 2 of pottery for Stratum 4. When bagging up bag 1 I noticed that it contained a piece of roof tile. They are currently working in the area slightly west of where the tile was removed from on the 4/5. Possibly a piece from the same tile.

10:15 am - small piece shell found.


OVEN

There seems to be a large amount of the baked clay material around in SE corner stratum 4. It seems to be the same material that is used as their ovens but as yet we haven't found an oven structure just pieces.

Having a lot of trouble keeping the workers digging on one layer, they have hole digging tendencies.

Monday 8th May 1989 Pottery

Trench 207/5 Stratum 4 Bag 2

- 3 amphora base fragments
- 4 intact ring ring base fragments
- 1 fish plate intact ring base
- 10 ring base fragments
- 3 med coarse handle fragments
- 13 pieces echinus rim fragments
- 1 grey fabric echinus bowl rim
- 4 baked cookware fragments - 2 ~~out~~ rim fragments
- 4 cream fabric ~~bowl~~ ^{pot} out turned rim
- 1 pink fabric pot out turned rim
- 1 echinus rim fragment - out turned ^{cream fabric} edge - 
- 2 low bowl cream fabric out turned rim
- 3 pink fabric low bowl fabric
- 1 echinus rim fragment - out turned edge - pink fabric as above

Trench 207/5 (4) Bag 4

- 1 amphora base fragment
- 1 piece cream fabric out turned rim fragment

Monday 8th May 1989 Day 28

Trying to level off the stratum. while working in NE corner of the trench I noticed that the soil seems to be harder + clumpier here. There also appears to be a greyer lense of soil against N bank in eastern corner.

- Pottery
- Stratum 4 - Bag 1 ✓
 - Bag 2 ✓
 - Bag 3 ✓
 - Bag 4 ✓

Stratum 4 - 1 bag oven ware baked clay - oven


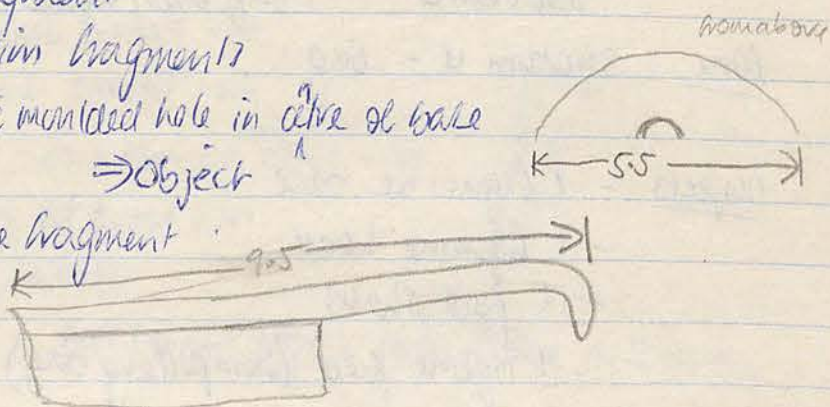
Bone Stratum 4 - Bag 1.

- Objects
- 1 figurine base
 - 1 figurine head
 - 1 piece shell
 - 1 figurine piece (from pottery bag).

Tuesday 9m May 1989 Pottery

Trench 207/5 Stratum 4

- 1 piece coarse pink fabric handle fragment
- 1 cream handle fragment
- 1 body sherd (? interest)
- 1 flat based pot base coarse ware
- 6 echinus rim fragments
- 1 part of green glaze ring base fragment
- 3 ring base fragments
- 1 ring base fragment - invase ring
- 1 fish plate base fragment
- 8 pieces out turned rim fragments
- 1 ring base fragment with moulded hole in centre of base
⇒ Object
- 1 fish plate rim and base fragment



Trench 207/5 Stratum 4 Bag 2

- 3 handle fragments
- 1 piece blackened ware
- 1 piece red glazed body sherd
- 2 pieces black glazed (fine glaze) echinus rim
- 3 amphora base fragments
- 4 pieces ring base fragments
- 6 echinus bowl rim fragments (med coarse fabric)
- 1 echinus bowl rim fragment (med fine fabric)
- 6 out turned rim ~~body~~ fragments

Tuesday 9th May 1989 Day 29


Weather: Sunny, Clear, Cool Northerly breeze

Workers: Maale, Tuma, Hussan, Makmond

Description: Continuing on Stratium 4 Trench 207/5: levelling off the southern end off the trench

As stated yesterday the soil in the NE corner appear harder & lumpy. Now I think it may be the regolith soil layer. Levelling off in the NW corner revealed this regolith layer which has been removed and has produced the very hard bedrock type layer that's just above bedrock. It seems to be now quite general all over the trench that in patches the regolith layer is appearing below stratium 4.

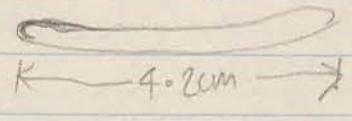
Bedrock at a depth of 75cm at highest point in NW corner (K)



7:40am - removed broken clay water pipe from 207/4

- 1 bag boxed clay fabric - ? ovenware, collected

10:25 am - small piece bronze ^{stick} ~~stick~~ found - stratium 4 207/5



bronze (4)

10:30am - Regolith layer appears to be generalised all over the trench with bedrock appearing at the northern end. I'm assuming the ground will have a considerable slope and so there will be a deep regolith layer at the southern end.


Tuesday 9th May 1989 Pottery

Trench 207/5 Stratum 4 Bag 2 cont

- 1 piece cream fabric body sherd - has a raised line
- 2 pieces coarse pink fabric out turned rim pot
 - 1 rim fragment
 - 1 body sherd

Trench 207/4 ~~Stratum 4~~ Clay water pipe pieces

- 12 pieces clay water pipe



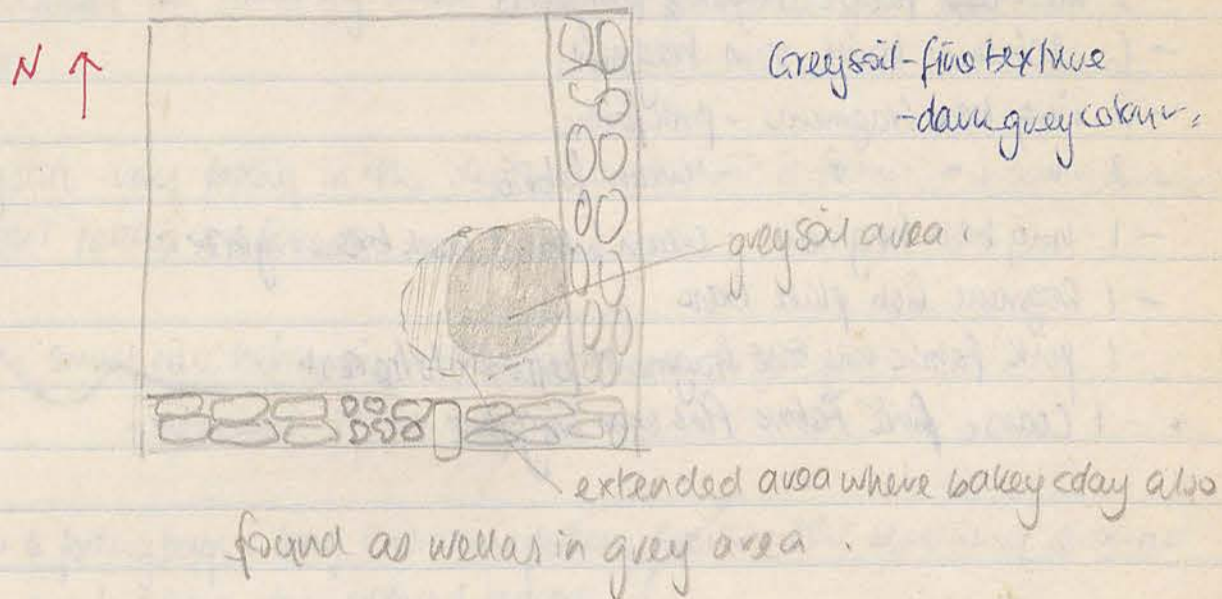
Trench 207/4 Stratum 4 Bag 3

- 1 cream fabric amphora base
- 3 pink fabric ring base fragments
- 1 grey fabric ring base fragments
- 1 echinus bowl rim fragment pink fabric
- 1 piece blackened cookware
- 2 pieces grey fabric out turned rim low bowl (join together)
- 1 piece fine out turned rim - some black glaze
- 1 piece straight edged rim
- 2 cream fabric out turned rim
 - 5 pink fabric out turned rim
 - 2 out turned rim fragments low bowl

Tuesday 9th May 1989 Day 29

207/4 207/5

11.15am - Greyish patch of soil found in Stratum 4 in the SE corner of the trench against the NS wall. Appears to be approximately underneath the area where the pieces of baked clay were found \Rightarrow perhaps an oven existed at this site but was somehow smashed.



Pottery - Stratum 4 Bag 1, Bag 2, Bag 3.

Bone - Stratum 4

Baked Clay - Stratum 4

Objects - Bronze nail
- Water pipe 207/4

Wednesday 10th May 1989 Pottery

Trench 20715 (4) Bag 1

- 1 piece black glazed body sherd
- 2 coarse pink fabric handle fragments
- 3 handle attachment fragments
- 2 cream fabric
- 1 pink
- 2 med ~~coarse~~ fabric handle fragments
- 6 echinus bowl rim fragments
- 2 ring base fragments - pink fabric
- 2 " " " - cream fabric
- 1 ring base fragment - cream fabric + weak brown glaze
- 1 fragment fish plate base
- 1 pink fabric ring base fragment (different to the rest)
- 1 coarse pink fabric flat base fragment

- 1 piece blackened cookware out turned rim
- 3 pieces coarse fabric out turned rim
- 1 piece grey med fabric out turned rim
- 1 piece out turned rim low bowl

Trench 20715 (4) Bag 2

- 5 pieces blackened cookware
- 5 handle fragments
- 2 amphora base fragments
- 3 ring base fragments
- 1 coarse flat base fragment
- 1 part green glaze echinus rim fragment
- 9 echinus rim fragments pink fabric
- 9 out turned rim fragments
- 1 blackened cookware out turned rim fragment
- 3 low bowl out turned rim fragments
- 2 pieces shiny black glaze
- 1 ring base
- 1 straight rim edge } low bowl

→ Object

Wednesday 10th May 1989 Day 30

weather: Clear, Sunny, Cool NW breeze

Workers: Juma, Hussein, Hadle, Maqmand, Anas.

207/5

Continuing on clearing away stratum 4 which lies just above the regolith.

Regolith very patchy in the depth at which it is found - in some areas deep soil patches are found.

10:15am - small piece bronze pin found - stratum 4 207/5
- measures 2.7 cm long

Stratum 4 pottery bags - bag 1 contains pottery from the soil remaining around and above the exposed bedrock.

- bag 2 pottery comes only from the area of soil that lies below the exposed bedrock at the northern end of the trench. Pottery at this level perhaps suggests that part of the bedrock was exposed during occupation.

- Large pick used on regolith to some soil areas.

Pottery - Stratum 4 bag 1
Stratum 4 bag 2.



Bone - Stratum 4 bag 1

Object - 2 pieces black glaze

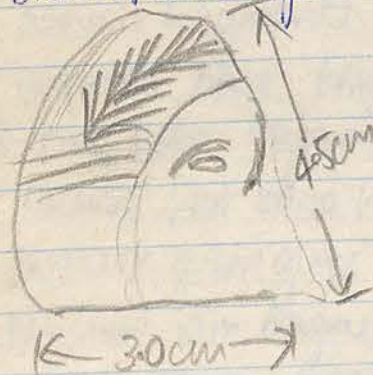
Thursday 11th May 1989 Pottery

Trench 207/5 (4)

- 4 handle fragments
- 7 pieces blackened coarseware
- 1 amphora toe piece
- 1 greyware flat based fragment
- 1 out turned rim low bowl / plate
- 8 echinus bowl rim fragments
- 2 greyware ring base fragments
- 8 med coarse ring base fragments
- 6 med coarse out turned rim fragments
- 2 pink fabric medium out turned rim fragments
- 1 cream fabric (med coarse) out turned rim + neck fragment
- 2 terracotta objects



- 1 cream fabric figurine head



Thursday 11th May 1989 Day 31

207/5

weather: Sunny, clear, light westerly breeze

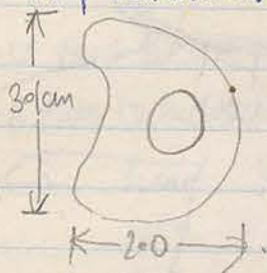
regolite

Workers: Juma, Hussein, Awqz, Hadle, Mahmood.

Description - continuing work on trench 207/5.

currently working on clearing the regolite layer but also doing some work in the continuation of stratum 4, soil lenses there are quite deep.


10.45 am - lamp handle found stratum 4 against w bank.



89.625

Saturday 18th May 1989 Bottery
Trench 207/5 (4)


- 3 pieces blackened cookware
- 1 piece blackened cookware out turned rim
- 4 handle fragments
- 6 ring base fragments
- 9 out turned rim fragments
- 1 piece blackened cookware echinus rim
- 3 piece cream fabric echinus rim
- 10 pieces echinus rim pink fabric
- 1 grey fabric out turned lip + handle fragment - jar



Object box

Trench 207/5 Doorway Strata 2,3+4 combined

- 3 pieces blackened pottery
- 4 handle fragments
- 1 grey twisted handle fragment
- 1 handle attachment body sherd - small handled - 2 attachments or one piece
- 13 echinus bowl rim fragments
- 11 ring base fragments
- 2 brown glazed fine ring base frags - fit together
- 1 brown glazed flat based fragment
- 8 med coarse out turned rim fragments
- 8 coarse out turned rim fragments
- 5 out turned rim fragment - low bowl
- 5 red glazed body sherds (various qualities)
- 1 black glazed body sherd
- 1 amphora like piece



Saturday 13th May 1989 Day 32

Weather: Clear, Sunny, 18°C

Workers: Juma, Hadele, Makmona, Anya, Haja

Clearing remainder siltstone 4 and regolith from bedrock in The Trench 20/5

9.45 am - small piece bronze band.
- 4 more small pieces found - bagged with 1st piece.

10 am - small bent-bronze pin found

89.603

11 am - finished floor to bedrock, started to clear out doorway of rubble.

12.00 - Figurine head found. Imperfect left side of face. Female.



Trace

Bagged as object. No.:

89.599 ✓

(doorway in S bank)

can't give an early date, therefore

Pottery - 1 bag siltstone 4 ✓

1 bag doorway siltstone 2, 3 & 4 combined ✓

Bone - 1 bag siltstone 4


Objects - bronze pieces

- bronze pin

- figurine head

Sat Sunday 14th May 1989 Bottery
 Trench 207/1 ①

- 1 piece blackened pottery
- 1 piece amphora rim fragment
- 1 med coarse echinus rim fragment
- 5 handle fragments
- 3 red glazed body sherds
- 1 rounded pot base fragment
- 4 med coarse ring base fragments
- 1 med coarse intact ring - ring base fragment
- 2 coarse ring base fragments
- 1 coarse handle fragment (?)
- 13 out turned rim fragments
- 1 black glaze (burnt?) echinus rim fragment
- 1 piece figurine



→ object

Sunday 14th May 1989 Day 33

Weather: Sunny, Clear.

Workers: Juma, Haolle, Makmond, ~~Anga~~, Haje

Cleaning up trench 207/5 for photography.

Strung up 207/1

7am - Trench 207/1 photographed.

Started work Shatrum I trench 2076/1 - topsoil.

8-10am - Finished cleaning trench 207/5.

Depth to bedrock from NW corner:

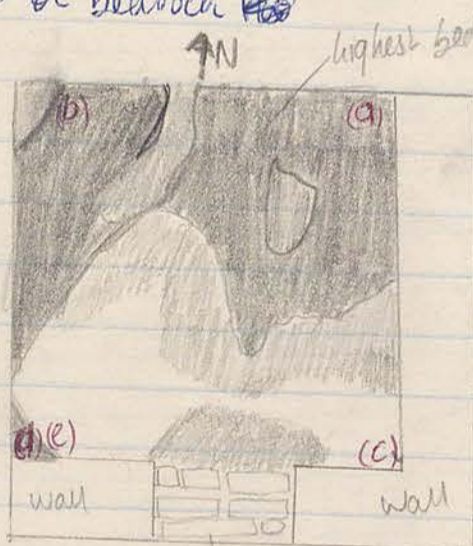
at NE 88cm (a)

NW 75cm (b)

SE 160cm (c)

SW 125cm (d) lower SW 159cm (e)

Sketch of bedrock



■ highest bedrock

■ lower bedrock

□ lower bedrock

207/5

rows of stones below doorway

Photography taken 16: No 17-26. of trench 207/5.


S
Tua

Sunday 14th May 1989 Day 33

Work continuing on Stratum I 207/1

- 1 piece red plaster found

11.15 am - Piece of body sherd found - has green glaze (doesn't seem to be part of green) and has darker black stripe.




→ Object 9

5
Tua


Monday 15th May 1989 Pottery
Trench 207/1 (2)

- 4 medium coarse handle fragments
- 1 amphora toe base fragment
- 1 flat based pot fragment
- 2 low bowl out turned rim fragments
- 1 echinus rim fragment
- 1 piece black glazed body sherd
- 5 coarse out turned rim body sherds
- 3 med coarse out turned rim sherds
- 4 med coarse ring base fragments
- 1 complete ring ring base fragment
- 4 coarse ring base fragments - 1 red glazed
- 1 round spout neck



Trench 207/1 Stratum 2 Bag 2

- 4 pieces red glazed body sherds
- 1 piece blackened pottery out turned rim
- 2 roof tile fragments
- 2 handle fragment coarse fabric
- 2 handle + rim fragments coarse fabric - 1 cream fabric } intact handle
- 1 pink fabric }
- 1 pink fabric
- 3 amphora toe fragments
- 2 echinus rim fragments
- 4 coarse ring base fragments
- 1 pink fabric high plate base fragment
- 1 pink fabric flat base fragment
- 15 out turned rim fragments
- 5 piece out turned rim low bowls
- 1 piece straight edged rim from a bowl
- 1 piece brown fabric out turned rim of bowl
- 1 piece red fabric patterned body sherd



207/1

54

6

55

Monday 15th May 1989 Day 34

Weather: Clear, Sunny, ~~cool~~ light Nthly breeze

Workers: Juma, Amuz, Hadle, Haje, Sahde (instead of Makinoud).

207/1

Started clearing swabium & one soil layer around the rubble.

Seem to be getting definition of two walls:

- one running E-W and being the combination of one main wall in 207 and 207/4
- one other running N-S approximately parallel with the one in 207/4



Possible wall structures + position

Doesn't seem to be much rubble evident.

Tuesday 16th May 1989 Potters

5
Tue

Trench 207/1 Stratum 3 NE

- 1 echinus bowl rim
- 1 amphora toe coarse fabric
- 2 coarse fabric out turned rims fragments
- 1 out turned rim bowl fragment
- 1 red fabric out turned rim low bowl
- 1 piece grey fabric ~~out~~ ring base fragment (coarse)
- 1 whole ring, ring base fragment
- 1 piece pink fabric ring base fragment
- 2 pieces med coarse pink fabric straight edged bowl (join together)

Trench 207/1 Stratum 2 NE Bag 2.

Trench 207/1 Stratum 2 NE Bag 2

- 1 ring base intact ring fragment
- 5 handle fragments - 1 label handle
- 3 echinus rim fragments
- 1 piece blackened pottery
- 8 pieces out turned rim fragments
- 1 piece out turned rim cookware fabric
- 1 piece unguentarian base fragment

Trench 207/1 Stratum 2 NE Bag 1.

- 1 roof tile fragment
- 2 amphora toe fragments
- 4 coarse handle fragments
- 5 echinus rim fragment
- 4 ring base fragments
- 1 grey fabric ring base fragment
- 1 red glazed body sherd
- 11 pieces out turned rim fragment
- 3 out turned rim low bowl fragment

Tuesday 16th May 1989 Day 35

Weather: Sunny, Clear, Nthly breeze

Workers: Tuna, Madle, Mahmoud, Hussein, Adle

Continuing on Clearing Swatum 2 - the layer around the tumbler.

7:15am - small piece Gypsum drapery



actual size

89.804

12mid - photographs taken of swatum 2 tumbler.
- 17:24, 25, 26.

Straked Swatum 3 NE - area defined by the two walls.

Wednesday 17th May 1989 Pottery

S
Tra

Trench 207/1 Stratum 3 NE Bag 3.

- 1 piece blackened pottery
- 5 pieces blackened ^{coarseware} pottery body sherds.
- 1 piece blackened coarseware handle fragment
- 4 pieces blackened coarseware out turned rim
- 2 echinus bowl rim fragments
- 2 handle fragments
- 2 roof tile fragments
- 1 amphora toe fragment
- 1 amphoriskos base fragment
- 1 grey fabric ring base fragment
- 1 green fabric ring base fragment
- 3 med coarse ring base fragments
- 2 flat base fragments - one with drilled hole.
- 9 out turned rim fragments.
- 1 red fabric out turned rim fragment.
- 1 relief modeled bowl rim fragment - similar to those objected during the day.

Trench 207/1 Stratum 3 NE Bag 1

- 1 piece roof tile fragment
- 2 coarseware handle fragments
- 3 pieces blackened pottery
- 1 piece unguentarium body sherd.
- 7 pieces echinus bowl rim
- 2 pieces fine black glaze echinus bowl rim
- 1 piece black glaze ring base fragment
- 1 piece red glaze body sherd.
- 8 coarse ring base fragments
- 8 coarse out turned rim fragments
- 2 med coarse out turned rim fragments
- 3 rim fragments - out turned - low bowls

Wednesday 17th May 1999 Day 36

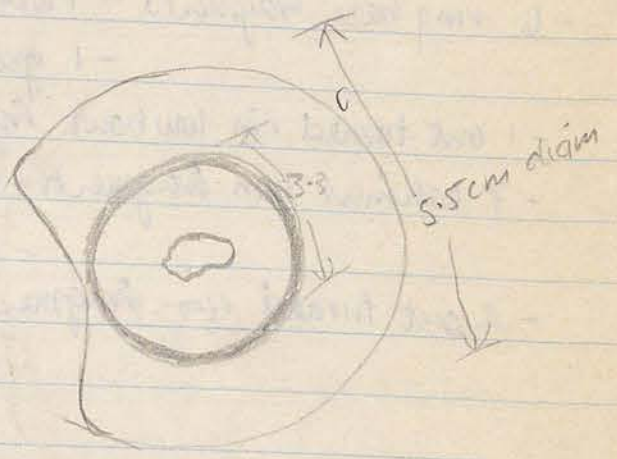
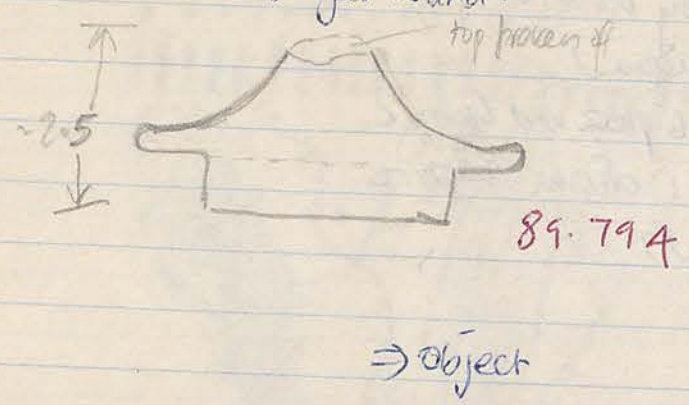
207/1 3 NE
(B)

Weather: Sunny, Clear 20°C

Workers: Juma, Adle, Makhmud, Kaje, Adle (Awyz sis)

Continuing work on Stratum B in the NE corner of the trench.

6:30am - Lid for a jar found.

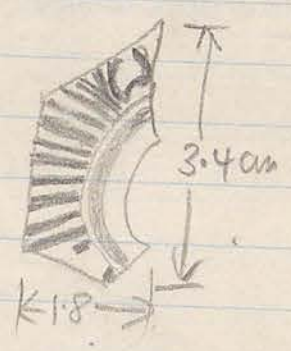


⇒ Object

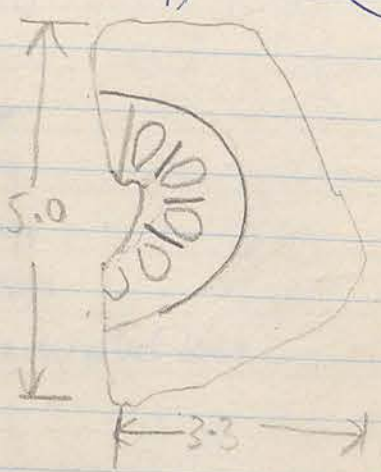
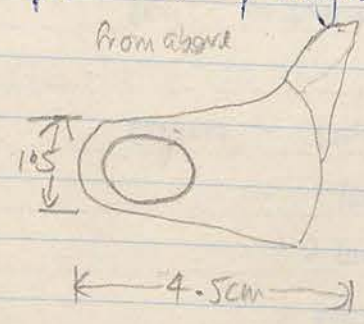
Small piece red painted plaster found.

8:30am - small lamp fragment found.

⇒ Object



12:20 pm - 2 lamp fragments (connecting) found (3NE)



89.772 a ✓
772 b ✓

12:30 pm - small piece glass found.



Wednesday 17th May 1989 Pottery.

Trench 207/1 (3) NE Bag 2.

- 3 pieces roof tile
- 1 piece blackened pottery
- 1 amphora base fragment
- 1 flat base base fragment
- 6 ring base fragments - 1 weak red glaze
 - 1 grey fabric
- 1 out turned rim low bowl fragment
- 7 echinus rim fragments - 6 ~~pink~~ red fabric
 - 1 cream fabric
- 4 out turned rim fragments

Wednesday 17th May 1989 Day 36

12:35 pm - 4 pieces moulded relief terracotta bowl found.



89.732

← 5th piece found lying on surface of soil at commencement of digging 1815

Pottery Shatum 3 Bag 1 -
Bag 2 ✓
Bag 3 ✓

Bone Shatum 3 Bag 1

Objects - lid of jar
- 1 lamp frag
- 2 lamp frags
- piece of glass
- 5 pieces moulded relief bowl

Small amt charcoal, plaster

Thursday 18th May 1989 Pottery

Trench 207/1 stratum 4 NE

- 1 piece roof tile fragment
- 1 amphora toe fragment
- 3 handle fragments
- 2 blackened coarseware body sherds
- 2 blackened coarseware out turned rim fragments
- 3 echinus rim fragments
- 5 ring base fragments coarse fabric
- 1 grey ware ring base fragment
- 2 coarse ware flat base fragments
- 3 pieces coarse green fabric out turned rims
- 4 pieces out turned rim
- 2 pieces brown/black glaze bowl out turned rim (fit together)

Trench 207/1 @ NE Bag 2.

- 1 fragment amphora toe.
- 4 pieces burnt coarseware
- 1 coarseware fragment (thick terracotta) with handle? bases.
- 2 echinus rims with traces red paint
- 1 thick coarseware rim frag rounded.
- 1 echinus rim - traces of green.
- 1 frag out turned flat rim of red glaze bowl with part handle attached
- 1 coarse ware out turned rim frag.
- 1 small frag thin rimmed green fabric
- 1 banded rim frag of red coarseware
- 1 frag rounded rim of bowl
- 1 frag out turned slender rim burnt
- 1 complete base of coarseware plate
- 1 frag hooked base frag of coarseware dish/plate
- 2 frags hooked bases of small plates/dishes
- 1 frag (half complete base) of base of fine ware bowl & traces of decoration
- 1 frag green glaze handle.
- 2 handle frags amphora.
- 1 body sherd fine ware red/black glaze (? burnt)

Thursday 18th May 1989 Day 37

Weather: Sunny, Clear, cool early NW breeze

Workers: Juma, Makumel, Adle, Adle + Haje

207/1 (4)

Description: Starting work on stratum 4 - soil seems to be more a brown beige today & lots of small stony fill the grey beige appearance yesterday. Another piece of the moulded relief bowl found lying on top of the soil when we started this morning. This has been bagged with the pieces found yesterday.

Pottery, bone + charcoal bags stacked.

Working in the NE area, the area defined by the two walls.



- A new piece mould relief bowl found - bagged with 5 inches of soil yesterday. Even though we're in a different stratum today I think this pottery probably came from the strata 3/4 interface.

8:30am - many pieces belonging to one pot bowl.

- fine red fabric - rim fabric coarser than base



rim diam 5.8cm

base diam 6.3cm

89.850 ✓

Coordinates: NW 350

NE 180

Depth below NE = 85cm.

10am - small bronze coin found S4 NE


Clay object found - said to be babies toy by the workers



Thursday 18th May 1989 Pottery

Trench 207/1 (4) NE Bag 3.

- 12 pieces blackened cobware
- 1 amphora toe fragment
- 8 ~~ear~~ echinus rim fragments
- 1 coarse handle attachment fragment
- 7 pieces coarse out turned rim fragments
- 2 out turned rim frags - low bowls - 1 blackened
- 1 weak red glaze out turned rim + handle frag
- 1 echinus shaped bowl \approx slight out turned rim
- 8 pieces ring base fragments
- 4 intact ring - ring base fragments
- 1 flat base ring base fragment - circular lined base
- 1 piece black glazed out turned low bowl
- 2 red glazed handle frags
- 1 burnt red handle + rim frag
- 1 cream handle frag
- 1 red glaze handle + rim frag
- 1 red fabric line round handle frag
- 1 piece relief modeled body sherd
- same as that found on 17/5



\rightarrow object

Saturday 20th May 1989 Pottery.

Trench 207/1 (4) NE Bag 3

- 2 pieces of an unguentarian - grey ware.



⇒ object

89.915 ✓

- 9 pieces (1 base) of a small bottle - orange fabric

⇒ object



- 1 amphora toe fragment
- 2 pink fabric intact handle fragments - ? same vessel
- 1 coarse cream fabric handle fragment
- 1 flat base pot base fragment
- 1 round flat-base fragment
- 4 pieces echinus rim fragment
- 12 pieces blackened cookware body sherd
- 2 pieces blackened cookware - out-turned rim fragments
- 10 pieces ring base fragments
- 1 piece fish plate fragment (base)
- 1 piece greyware ring base fragment
- 5 pieces out-turned rim fragments
- 6 pieces out-turned rim fragments (low bowl)

Trench 207/1 (4) NE Bag 4

- 1 piece roof tile
- 1 amphora toe fragment
- 4 pieces blackened cookware
- 3 handle fragments
- 1 handle + rim fragment
- 7 ring base fragments - 5 peach fabric
 - 1 cream fabric
 - 1 grey fabric
- 2 flat base fragments
- 1 fish plate base fragment
- 1 black glazed out-turned rim fragment
- 7 out-turned rim fragments

5
Tue

Thursday 18th May 1989 Day 37.

10.30 am - Stamped amphora handle found.

- seems to have a bird depicted the ΕΟΥ (DIONYSIΟΥ
(?owl))

⇒ object

before 180 BC

89.723 = 89.739

(not in list as brought to Melbourne)

Pottery 207/1 (4) NE Bag 1 ✓
Bag 2 ✓
Bag 3 ✓

Bone 207/1 (4) NE Bag 1
Charcoal " " "

objects - 1 fine whole pot pieces
- 1 stamped amphora handle.

Saturday 20th May 1989 Day 38

Weather: Clear, sunny, cool NW breeze

207/1 (4)

Workers: Juma, Hussein, Adle, Adle + Sahde (Makmoud's sister)

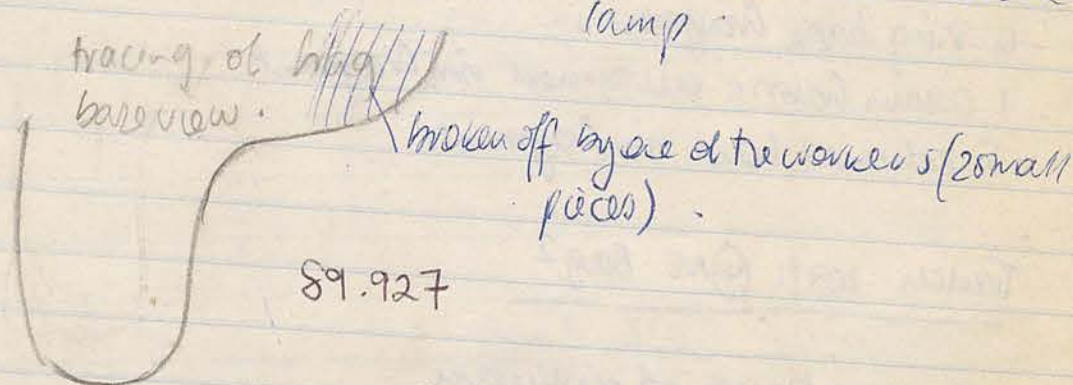
Continuing work clearing stratum 4 in the NE area. Stratum 4 is the layer of stony fill. Large amounts of pottery being found. = lower fill
Why NE area? see p. 55

8.50 am. Large piece iron found. (LINE)




11am - base of lamp fragment found.

→ must have been round bodied lamp



12am - Small piece lamp fragment found.

tracing



Pottery - stratum 4 - bags (2, 3, 4)

Object - iron piece

- lamp base

- lamp fragment

base - (4) Bag 1

Saturday 20th May 1989 Bottery

Trench 207/1 (4) NE Bag 4 continued

- 7 echinus rim fragments - 6 pieces peachy fabric
- 1 cream fabric
- 8 pieces out turned rim fragments - 4 peachy fabric
- 2 cream fabric
- 2 grey fabric

Trench 207/1 (4) NE Bag 1

- 1 piece roof tile fragment
- 7 pieces blackened cookware - 1 out turned rim
- 1 amphora toe fragment
- 1 unguentarian base fragment
- 1 handle fragment
- 1 handle attachment fragment
- 4 ring base fragments
- 1 cream fabric out turned rim fragment
- 5 echinus bowl rim fragments

Trench 207/1 (4) NE Bag 2

- 16 pieces blackened cookware
- 2 pieces blackened cookware handle attachment pieces
- 2 pieces blackened cookware out turned rim pieces
- 1 grey ware amphora toe fragment
- 3 pieces ring base fragment
- 4 pieces handle fragments - 2 red glazed
- 1 red glazed body sherd
- 1 brown glazed body sherd
- 18 pieces echinus bowl fragments
- 3 pieces straight edged bowl rim fragments (2 bit together)
- 3 pieces out turned rim - low bowl

Saturday 20th May 1989 Pottery

Trench 107/1 (NE Bag 2 cont)

- 7 pieces coarse out turned rim
- 1 piece med coarse out turned rim
- 1 piece moulded shell like body sherd.

Trench 107/1 (NE Bag 2)

Trench 107/1 (NE Bag 2)

Trench 107/1 (NE Bag 2)

Trench 107/1 (NE Bag 2)

Trench 107/1 (NE Bag 2)

Trench 107/1 (NE Bag 2)

Sunday 21st May 1989 Pottery

Trench 207/1 (5) NE Bag 3

- 1 complete rim piece - out turned rim diam rim = 10cm
- cream fabric

Trench 207/1 (5) NE Bag 11

- 60 pieces body sherd coarse ware - cream + peachy fabric
- 1 piece coarse cream fabric amphora toe.

Trench 207/1 (5) NE Bag 7

- 53 pieces body sherd coarse ware
- 1 cream coarse fabric amphora toe
- 1 piece pink peachy fabric amphora handle
- 1 piece cream fabric rounded base.

Trench 207/1 (5) NE Bag 5

- 57 pieces body sherd coarse ware
- 3 pieces coarse out turned rim - 2 peachy fabric
- 1 cream fabric

Trench 207/1 (5) NE Bag 9

- 53 pieces body sherd coarse ware
- 1 piece echinus rim
- 1 piece amphora toe fragment

Trench 207/1 (5) NE Bag 10

- 1 piece black glaze ring base fragment
- many pieces coarse ware body sherd
- 1 piece amphora toe
- 1 piece grey ware ring base fragment
- 1 piece fine ware handle fragment - pink fabric

17

Sunday 21st May 1989 Pottery

Trench 207/1 (5) NE Bag 1

- 5 pieces red fabric echinus bowl rim
- 1 piece coarse red fabric handle fragment
- 2 pieces cookware
- 1 piece out turned rim cookware
- 3 pieces ring base fragment
- 4 pieces low bowl out turned rim
- 1 piece out turned rim
- 1 piece lamp fragment

89.863



looks like netting on a web pattern

Trench 207/1 (5) NE Bag 4

- 1 piece green fabric echinus bowl rim
- 1 piece red fabric echinus bowl rim
- 2 pieces coarse cream fabric out turned rim

Trench 207/1 (5) NE Bag 8

- 2 amphora toe fragments
- 5 out turned rim fragments coarseware
- 1 red fabric straight edged bowl rim fragment

Trench 207/1 (5) NE Bag 6

- 2 pieces amphora toe fragment
- 2 handle fragments
- 2 body sherds blackened cookware
- 2 pieces cream fabric rolled out turned rim - fit together
- 3 echinus bowl rim fragments - 1 c red paint
- 1 c brownish red paint
- 1 out turned rim (bowl) - red brown glaze
- 6 ring base fragments - 5 pink fabric
- 1 cream fabric

Sunday 21st May 1989 Day 39

Workers: Juma, Mackwood, Hussein, Adle, Adle

Weather: Sunny, clear, cool NWly breeze

207/1 (5)

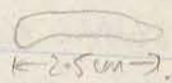
Scanned this morning on Stratum 5 in the NE section of trench 207/1.

- this layer is a gritty brown soil that contains some rocks & limestone lumps. The texture of the soil around the rocks is a lot coarser than ^{on} Stratum 1.

- Large amounts of pottery found in the NW corner of Stratum (5) NE.

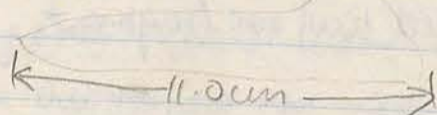
9:35 am - small piece bronze found - (5) NE

- another slightly smaller piece found



Large amounts of pottery found generally all over trench in Stratum 5 - seem to mainly be amphora => ? storage room.

11:45 am - large piece iron found - Stratum 5



bone: 1 bag

Pottery: Stratum 5 NE - bags 1-11

Objects: - 2 pieces bronze
1 piece iron.

- 1 ✓
- 2 ✓
- 3 ✓
- 4 ✓
- 5 ✓
- 6 ✓
- 7 ✓
- 8 ✓
- 9 ✓
- 10 ✓
- 11 ✓

✓

Sunday 21st May 1989 Pottery

Trench 207/1 (5) NE Bag 2

- 2 pieces flaked ware
- 3 pieces rim from straight edged bowls
- 5 pieces echinus bowl rim - 2 red part
 - 1 red/brown part - grooved.
- 1 handle fragment
- 4 ring base fragments
- 7 out turned rim fragments

Trench 207/1 (5) NE Bag 2



Monday 22nd May 1989 Pottery

Trench 207/1 (6) NE

- 17 pieces grey fabric body sherds.
- 1 piece ring base fragment grey ware
- 1 piece out turned rim grey ware
- 3 pieces handle fragment grey ware.
- 1 piece spout fragment grey ware
- 2 amphora toe fragments
- 4 ring base fragments
- 2 pieces blackened pottery
- 1 piece red glazed body sherd.
- 1 piece echinus rim fragment
- 1 piece coarse grey handle fragment.
- 1 piece weak brown glazed out turned rim frag low bowl
- 6 pieces out turned ^{rim} peach fabric
- 4 pieces out turned rim cream fabric

} object

inventoried?

Trench 207/1 (5) NE Bag 2

- 2 amphora toe fragments
- 1 out turned rim fragment
- 1 out turned rim fragment low bowl.
- 2 pieces echinus bowl rim - fit together.

Trench 207/4-5 Bank (2)

- 1 piece amphora toe fragment
- 1 piece circular handle fragment
- 4 pieces ring base fragments
- 3 pieces coarse out turned rim
- 2 pieces out turned rim - med coarse ware
- 1 piece out turned rim - low bowl.

Monday 22nd May 1989 Day 40

Weather: Light cloud, sunny, light with breeze

Workers: June, Musser, Makinaxel, Adle, Adle.

207/1 (5)

Continuing clearing stratums in the NE area of 207/1

6:45 am Got 4 workers from ~~Gratton~~ Graeme and have now started excavating 207/4-5 bank - stratum 1.

loomweights

7:30 am - 5 loom weight found 207/1 stratum 5-6 interface.

7:45 am - Started stratum 6 NE 207/1.

ELEVATIONS

* Elevation 3.440. ~~3.440~~ 1.55m below Delta

- level on top of which all the pottery was found yesterday and earlier this morning in stratums.

ie level of strata 5/6 interface

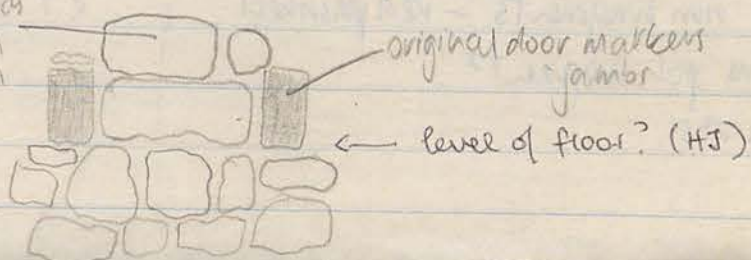
10:15 am - Small piece square cut? grass found in bank 207/4-5 stratum 1
- hollowed out? plastic 89.839

11 am - Loom weight found stratum 6. Bagged with these found in (5) 207/1

11:15 am - Started stratum 2 trench 207/4-5 bank

* Cleaning of NS wall in 207/1 has reveal a doorway where the doorjambes have either been pushed in or tumbled

This block extends beyond width of wall into trench on both sides



Monday 22nd May 1989 Pottery

Trench 207/1 (5) NE Bag 1.

- body sherds - coarse pebbly amphora ware generally
- 2 pieces amphora toe fragment
- 1 piece red painted echinus bowl rim
- 2 pieces coarse out turned rim fragments

Baulk 207/4-5 (1)

- 2 pieces coarse round handle fragment
- 2 pieces black glazed handle fragments
- 1 piece black glazed out turned rim fragment
- 2 pieces echinus rim fragment
- 4 pieces ring base fragment
- 1 piece flat base fragment
- 1 piece amphora toe fragment
- 7 pieces out turned rim fragments
- 1 piece out turned rim + handle attachment fragment
- 1 piece grooved body sherd

Trench 207/1 (5) NE Bag 3


- body sherds coarse ware
- 1 amphora toe fragment

207/1 (5) NE 22.5.89
Small clay loomweights
89.860

Trench 207/1 (5) NE Bag 4

- 5 ring base fragments
- 6 amphora toe fragments (2 bit together)
- 1 coarse ware intact handle fragment
- 2 grey ware fragments - out turned rims
- 3 echinus bowl rim fragments - red painted
- 6 out turned rim pot fragments
- 1 piece lignite

89.942



Monday 22nd May 1989 Day 30

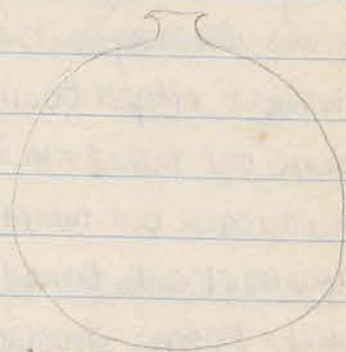
Bowl depth 149 cm below NW

- Bowl found in SW corner of the area being excavated. This is in the corner of the join of the NS + EW walls in 207/1 (6).

→ rest and body of a small ovoid pot

- Small piece bronze found 207/1 (6)

89-855



approx 10cm

Pottery . 207/1. (5) - bags 1 - 4 ✓
(6) bag 1 ✓
1, 2, 3 4


207/4-5 bank - (1) bag 1 ✓
(2) bag 1 ✓

59

Tuesday 23rd May 1989 Pottery

Baulk 207/4-5 (4)

- 2 pieces blackened coarseware - 1 out turned rim
- 2 amphora toe fragments
- 4 coarseware handle fragments
- 12 ring base fragments - 1 wear red glaze + slight markings
- 11 echinus rim fragments
- 2 straight edged bowl rim fragments
- 5 coarse out turned rim fragments
- 10 med coarse out turned rim fragments
- 2 low bowl out turned rim fragments
- 1 white fabric grooved body sherd
- 1 piece ridged plate rim



Baulk 207/4-5 (3)

- 1 amphora toe fragment
- 5 $\frac{1}{2}$ ring base fragments
- 1 blackened ring base fragment
- 1 fish plate base fragment
- 2 handle fragments
- 3 echinus rim fragments
- 2 coarse out turned rim fragments
- 5 out turned rim frags
- 1 out turned rim - low bowl
- 1 piece body sherd - red glazed + grooved

Trench 207/11 (6) NE

- 1 piece coarseware handle attachment fragment
- 2 pieces red painted out turned rims - low bowls/plates
- 2 pieces grayware body sherd
- 2 ring base fragments - 1 pink, 1 cream

May 1989 Day 4

weather: Light cloud, sunny.

Workers: Juma, Hussein, Mahmood, Adb, Adle

Jehaha, Nazeher, Shamsi Hussein, Ibrahim, Ahmed
Tahya

207/1 - Now digging in the regolith - Swatum 7
- any pottery that comes out will be from
Swatum interface

207/4-5 bank - Digging in Swatum 3.

207/1 ~~207/4-5~~ - Piece of iron found in Swatum 6/7 interface

207/4-5 bank - started digging in Swatum 4

Pottery 207/4-5 (3) - 1 bag ✓
(4) - 1 bag ✓


207/1 - maybe 1 bag (6NE) ✓

59

Wednesday 24th May 1989 Pottery

Bank 207/4-5 (4)

- 6 pieces blackened cookware
- 2 amphora like fragments
- 1 piece coarse ware flat base fragment
- 2 pieces handle fragments
- 12 pieces ring base fragment
- 1 piece ring base fragment - black glazed - decorated base
- 13 echinus rim pieces \bar{c} some red paint
- 5 echinus rim pieces \bar{c} some black paint
- 1 red painted straight edged pot
- 12 pieces out turned rim - pots
- 4 pieces out turned rim low bowl / plate - 2 black glazed
- 8 pieces red glazed body sherds \rightarrow 3 lined \bar{c} grooves \Rightarrow object
- 1 piece black glazed body sherd
- 1 piece grooved body sherd



\bar{c} base from 24/5
object 29

Wednesday 24th May 1989 Day 42

Weather: Sunny, clear strong northerly breeze

Workers: Tuma, Hussein, Wakwood, Adle, Adle -
Yahya, Nazha, Shaimeh Hussein, Ibrahim + Ahmed Allowe

207/1 - Continuing work on cleaning the segment (marked ①)
Section drawings made of the northern + Eastern banks
of 207/1

207/4-5 bank - Working in segment 4. Have got definition of the
wall on the eastern side of the doorway and also found
the continuation of the water pipe. The intake pipe that was
visible in 207/4 measures 55 cm and there is another
piece coming from the N end of this pipe that continues into
the unexcavated area of the bank.

207/1 - small loam weight found
probably from dirt associated
with wall cleaning



89.932

Pottery 207/4-5 ④ - 1 Bag ←
20

Thursday 25th May 1989 Pottery

Baulk 207/4-5 (4)

- 4 pieces blackened cookware - 1 outturned rim
- 1 handle fragment
- 2 pieces parton green ware - 1 echinus rim
- 1 amphora toe fragment
- 2 straight edged bowl rims
- 2 handle fragments
- 1 red glazed body sherd
- 2 black glazed body sherds
- 1 flat base fragment
- 1 grey ware ring base fragment
- 2 ring base fragments
- 5 outturned rim fragments
- 11 echinus bowl rim fragments
- 1 red glazed ring base - lined \bar{c} grooves

- ⇒ object
- 1 piece outturned rim plate/low bowl

Thursday 25th May 1989 Day 43

Weather: Sunny, Clear + Still

Workers: Juma, Hussein, Adle, Adle + Makumel (1)
Nazih, Mohyeh, Shamsa Hussan, Ibrahim + Ahmed Allawe (2)

Working in 207/1 clearing the remaining regolith from the bedrock.

In 207/4-5 bank we have just about finished clearing swathum 4 to the level of the floor. The water pipe is exposed and also the walls. When walls cleaned and area cleaned up photographs will be taken.

- small piece plaster found (4) 207/4-5 bank.
- red painted

- 207/4-5 bank cleaned + cleared to level of swathum 4.
- awaiting photographs of water pipe + doorway.

9:30am - starting a beam on 207/2-5 bank.

Photographs taken 10:30am 23/05/89 - 14:14.

- taken of water pipe in 207/4
and completed trench 207/1

Team 1 now clearing area to bedrock in 207/4-5 bank.

- evidently continuing work in swathum 4.

- I'm working to bedrock to try and determine whether the NS wall continues through to the SW wall corner in 207/5. If it does then the wall was obviously weaker at this point as it broken down earlier than the other walls. ||

11:45 - small piece glass found 207/4-5 bank swathum 4

Pottery - 207/4-5 (4) 1 bag ✓

207/2-5 (1) 1 bag

Bone - 207/4-5 (4) - 1 bag. ~~100~~

- 207/2-5 (1) - 1 bag

Saturday 27th May 1989 Pottery

207/4-5 Bank (4)

- 1 piece coarse handle attachment fragment
- 3 pieces blackened ~~cooldware~~ - 2 out turned rim pieces
- 1 amphora toe fragment
- 1 piece parthenon green ware - rim straight edged bowl
- 4 pieces coarse out turned rim
- 1 piece coarse flat based vessel
- 3 out turned rims - plates/low bowls - 1 red paint
- 6 ring base fragments
- 6 echinus bowl rim fragments - all have some red paint

207/2-5 Bank (3) Bag 2.

- 1 piece roof tile fragment
- 2 handle fragments
- 1 unguentarian base fragment
- 1 straight edged rim fragment
- 2 out turned rim pieces - coarse fabric
- 4 out turned rim fragments - 1 red painted
- 1 black paint
- 3 echinus bowl rim fragments

207/4-5 Bank (5)

- 2 pieces straight edged pot rim - slight brown paint
- 2 pieces ring base fragments - pink fabric
- 1 piece grey fabric - echinus rim fragment
- 2 pieces ~~ect~~ amphora toe fragment
- 2 pieces handle fragment
- 1 piece blackened pottery

Saturday 27th May 1989 Day 4#

Weather: Clear, Sunny, strong Ely breeze

Workers: Juma, Adle, Mahmud, Adle (to Andrew), Hussein's wife

Ibrahim, Hadjamona, Yahya (gone to Anna), Nazha, Ibrahim's son

Continuing clearing banks 207/4-5 and 207/2-5.


207/4-5 in Stratum 4

207/2-5 in Stratum 1+2 combined

- 207/4-5 now in Stratum 5

207/2-5 now in Stratum 3

- A piece of fine red glazed relief moulded pottery found in Stratum 5 - 207/4-5



Circular areas are in red

Pottery: 207/4-5 - (4) 1 bag -

(5) 1 bag -

207/2-5 - (1+2) 1 bag ✓

(3) 2 bag 1, 2 ✓

207/2-5 bank (1+2) combined

- 1 ring base fragment
- 1 flat base fragment
- 1 handle fragment coarseware
- 3 pieces out turned rim

Sunday 28th May 1989 Pottery

Bank 207/2-5 (4) Bag 2

- 1 amphora toe fragment
- 2 ring base fragments - 1 cream fabric
- 1 red fabric
- 2 handle fragments
- 4 echinus bowl rim fragments
- 2 pieces body sherd - fine black glaze
- 1 piece blackened cookware - out turned rim
- 2 pieces coarse rim pottery - slightly blackened, out turned
- 5 pieces coarse fabric out turned rim
- 1 piece red glazed med coarse out turned rim
- 2 pieces out turned rim - low plate / bowl low

Bank 207/2-5 (4) Bag 1

- 2 pieces amphora toe fragment (fit together)
- 1 piece coarse amphora handle
- 1 piece cream handle
- 1 piece twisted red handle
- 1 piece rim - straight edged bowl
- 2 pieces base - flat base - fit together
- 3 ring base fragments
- 8 out turned rim fragments
- 6 echinus bowl rim fragments
- 1 out turned rim low bowl / plate
- 2 cream fabric - grooved body sherds
- 1 grey ware lamp fragment

early lamp WM

⇒ object

- 1 terracotta figurine



- woman - in long dress with long pointed sleeves
- one arm raised to stomach

89.952 ✓

⇒ object

Sunday 28th May 1989 Day 45

Weather: Clear + Sunny

Workers: Juma, Hadle, Adle, Haje, Sahde
Ibrahim, Hadjimana, Nariha, Yahiya, Ahmed.

- Juma et al working in the small area at the ^{west} ~~south~~ end of the 207/4-5 bank. They've done in respect and should be finished early this morning.
- Ibrahim et al working on the 207/2-5 bank area. The wall can now be seen running along the western side of the bank. They are working in stratum 4.

8:30 am. - 2 lumps of iron found in Bank 207/2-5 (4)
Now cleaning the last area of the 207/4-5 bank.

Cleaning trench (207/4) - found a piece of black glazed ring base.
- found near ovens.
- found near ovens.




- Small piece bronze found in 207/2-5 bank.

Pottery - Bank 207/2-5 (4) Bag 1

Saturday 27th May 1989 Pottery

Bank 207/2-5 ③ = Bag 1

- 2 amphora toe fragments
- 1 unguentarian base fragment
- 4 red glazed body sherds
- 6 ring base fragments
- 1 ring base fragment - red glazed + burnt
- 2 coarse handle attachment fragments
- 1 coarse handle + rim fragment
- 2 finer handle fragments —  (shaped like ram horns)
- 22 out turned rim fragments
- 1 red glazed out turned rim - low bowl
- 1 black glazed out turned rim - pot
- 10 echinus bowl rim fragments
- 1 straight edged bowl rim fragment
- 3 out turned rims - low bowls

