

Nick Sekunda 1989

T4

T7

1989

Universal Account Book

SERIES 110: MADE IN AUSTRALIA
FEINT

Coin: 2.4.89 - p. 1, 21, 23, 25, 36
44,

(missing 21?)


Stamped Handle: p. 2, 15,

Altar p. 53 (+ plan).

Plaster p. 70



FEINT



CanES

28 July 1989

4.30pm

- G.
- 1) A copy of sheet 50 with just a sketch (with measurements of the altar). I was relieved to find it.
 - 2) Copy of E.P.'s magnetometer work. The pages are arranged $\Omega \rightarrow A$. Each drawing or graph was too large and needed copy from each end - for you to splice together.
 - 3) The fragments have arrived from Syria. I have begun to wash and number.
 - 4) I have commenced to read through the books for my report May 13-31.

Jan
Jc

CAVE 2

28 22 1951



[Faint, illegible handwritten notes in Arabic script, likely describing archaeological findings or site details.]

[Faint handwritten signature or name at the bottom of the page.]

An extra botanical find from Jebel Khalid

A box containing one charred olive pit was found during a sort through the site archive. Find details"

24-4-89 Akr. T7 1 - Object no. 64 NVS 89.516

The stone was complete when the box was opened, but cracked and fell into two pieces. The stone is charred and is the only one from the site.

TRENCH T2

2/4/89

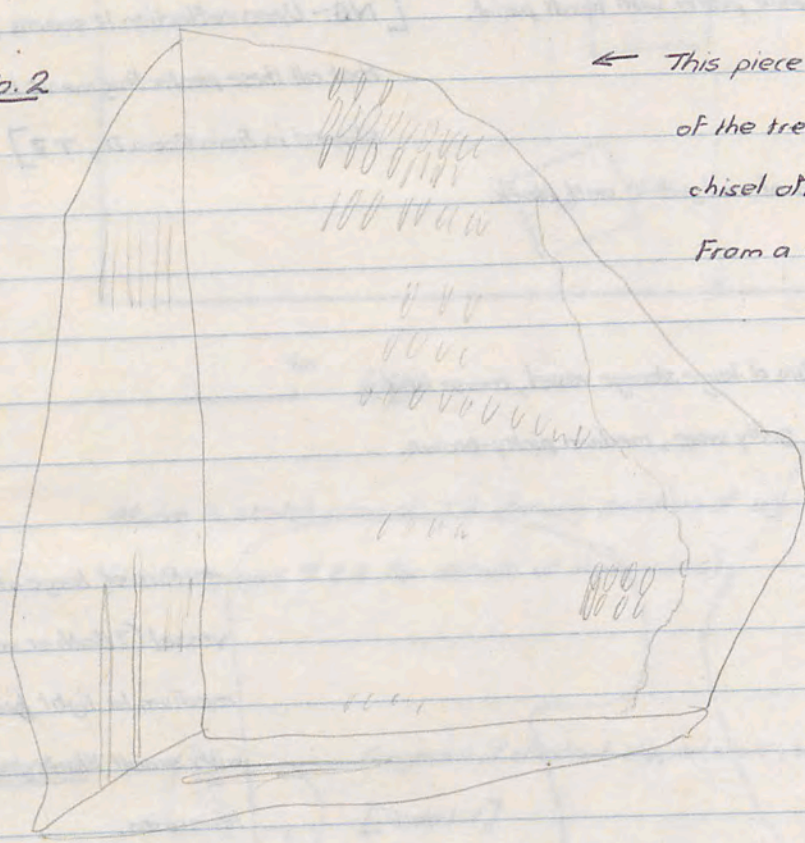
Locus 1 This locus number has been given to material recovered from cleaning the trench up and taking out any remaining soil above the level of the floor of the peristyle.

Pottery bagged as Bag 1

Object No. 1 Coin (Bronze) found in NW corner of trench, on surface of peristyle. (= Inv. no. 89.001)
= Umayyad

Some carbonized wood or charcoal was found, not infrequently lying on the surface of the floor of the peristyle, which consisted of tamped limestone chips. Under this surface is a brown layer caused by rising minerals


Object No. 2



← This piece of stone was found in the NW corner of the trench. It is finished finely with a toothed chisel on three sides, but it is not rectangular. From a base of some sort? (Scale 1:1)

Plaster Several pieces of plaster were recovered from the peristyle

There were several significant pieces a) → a white piece with ~~grit~~ grit adhering to the rear. (Scale 1:1 - section)



b) ← a small piece of blue with either white stripes or abrading and a bevelled edge (Scale 1:1)



(This fragment came from opposite the north wall of the peristyle)

c) a piece of red with a masonry-style groove in it, possibly from a dado(?) Scale 1:1



(This fragment came from opposite the west wall of the peristyle)

d) a piece of white plaster with black paint. Scale 1:1




[NB:- Upon reflection it seems probable that all these plaster fragments have slipped in from Room D, T 7.]

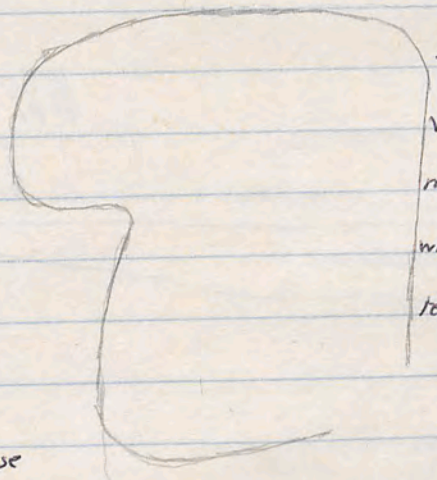
Plus other pieces of red, white and black.

[Scale of all 1:1]
Pottery found:-

← Rim of large storage vessel, coarse and gritty ware, medium pinky-brown.



← Rim of large storage vessel (? Bath or water pot) medium to light brown fabric with small black grit. Could be terracotta.



1 large coarse-ware vessel base, solid large round base
Plus:- 2 bases of coarse (? cooking) pots,

1 base of medium to coarse undecorated bowl, two incised decorative rings on inside

1 base of medium to coarse dripware fishplate with coarse slip on inside, yellowish ware

black grit.



Another base fragment of fishplate, unslipped, pinky-brown ware with fine

One shoulder of a jug, medium ware

Three ~~two~~ rims of medium ware plates

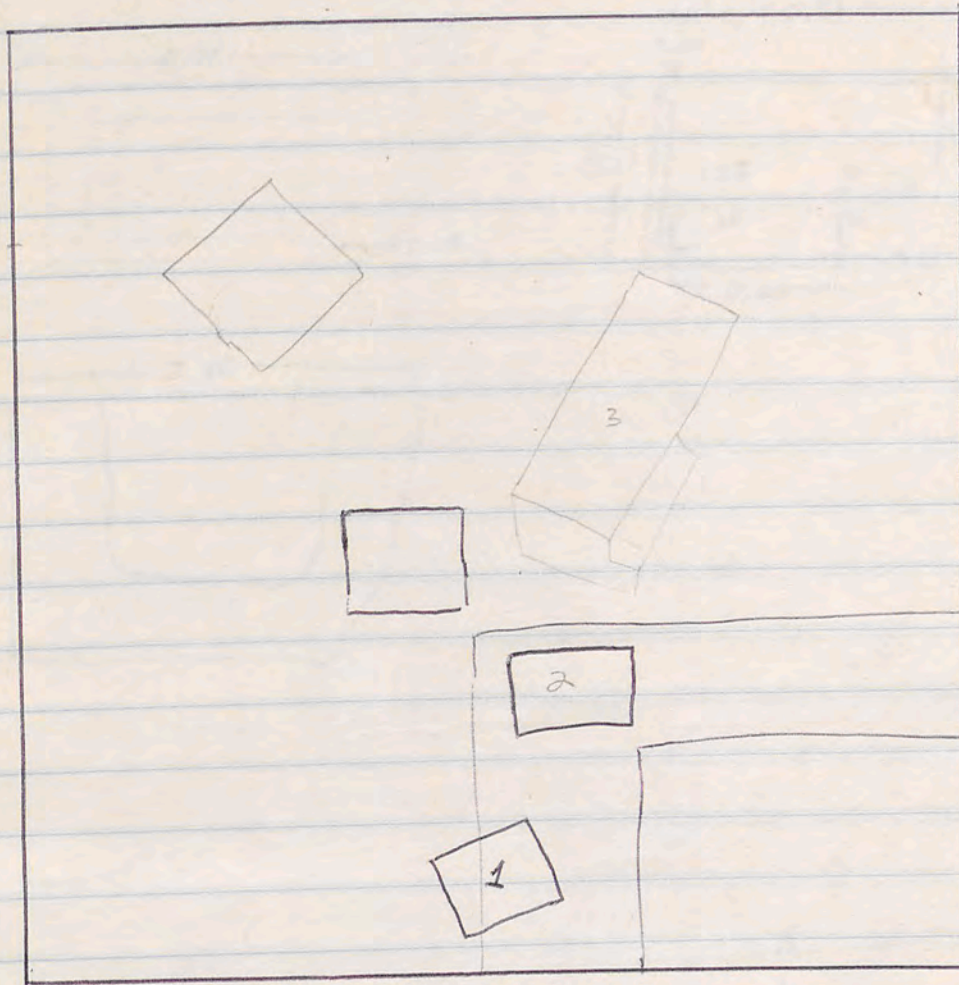
Two coarse ware fins

Five rims of medium ware bowls

Three handle fragments

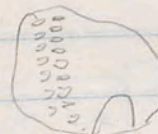
Three fragments (incl. two rims) of red burnished fine ware.
+ 5 tile fragments.

→ see opposite



Above is sketch plan of T2 showing position of significant architectural blocks removed. (turn to pages 7 & 8 for details of dimensions).


Object No. 3



Fragment of chestnut-slipped ware, with double rouletting on inside [Scale 1:1]


23-5-89

Object No. 4

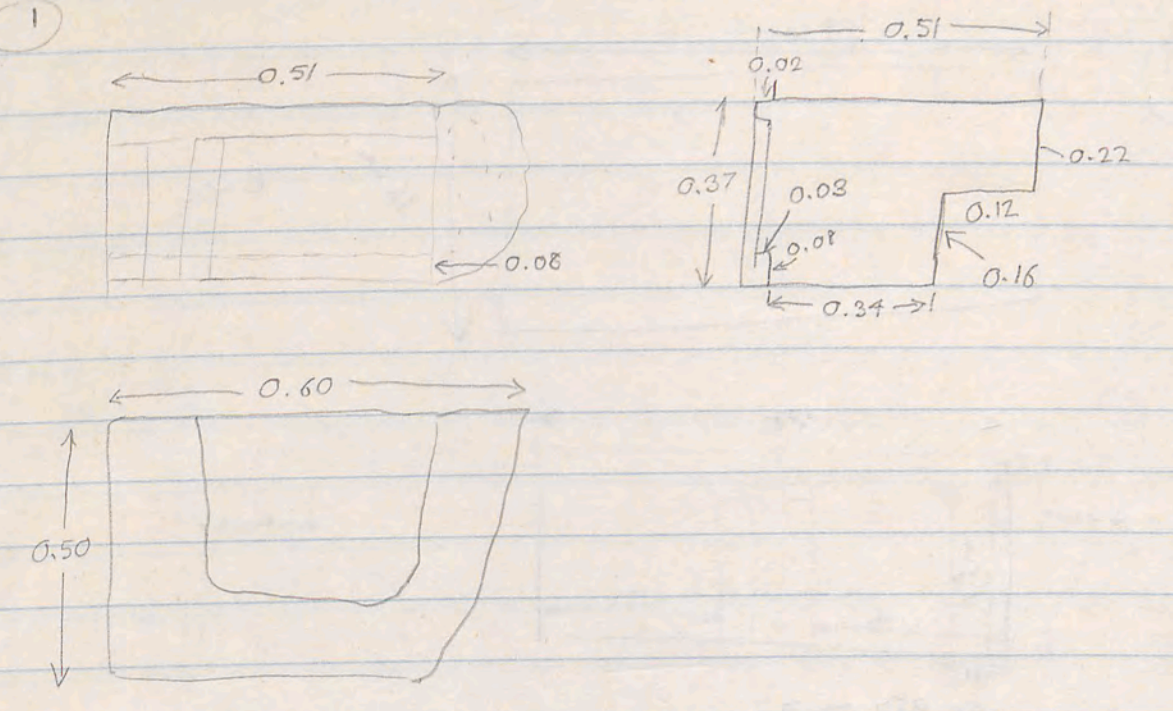


[Scale 1:1] Double stamp handle. From fill

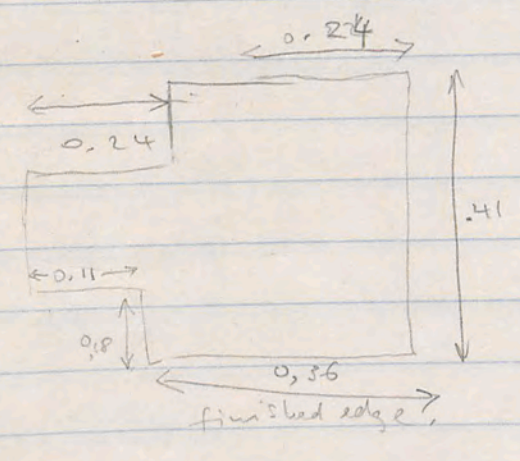
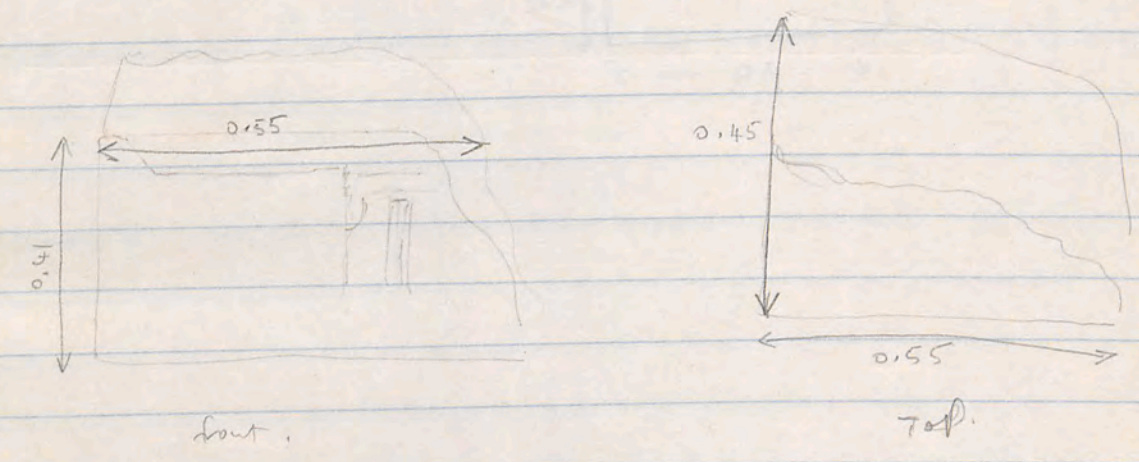
57x 16'



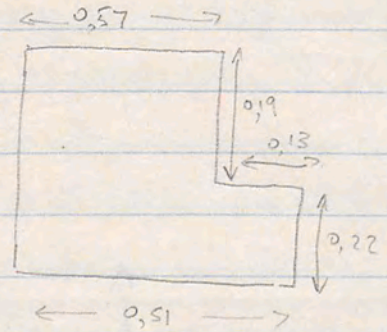
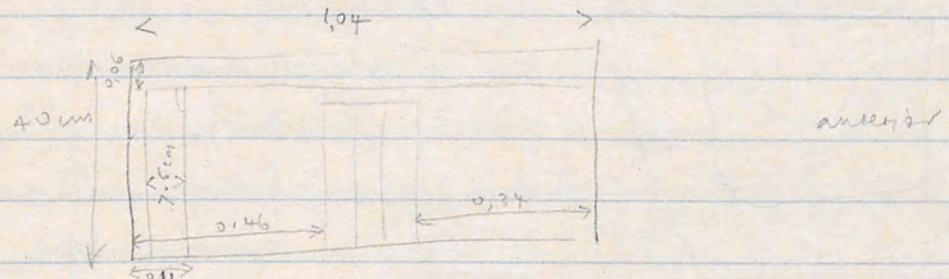
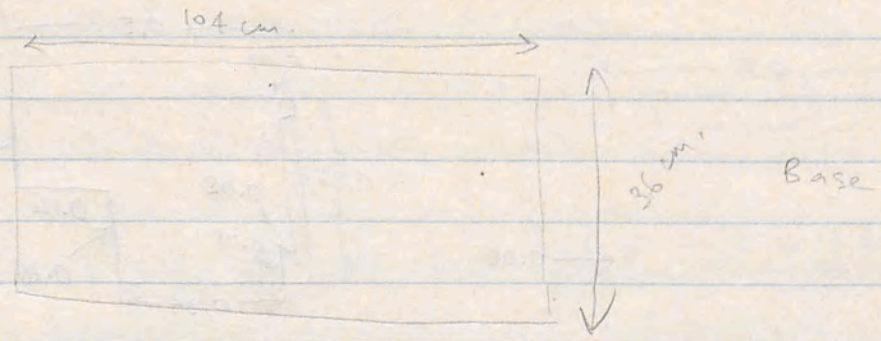
1



Block no 2





3





TRENCH T4


3/4/89 Started to clean trench up. First doing a surface cleaning, and then taking it down to a level above Locus 1 the floor. Called locus 1 (ie. all material in tumble).

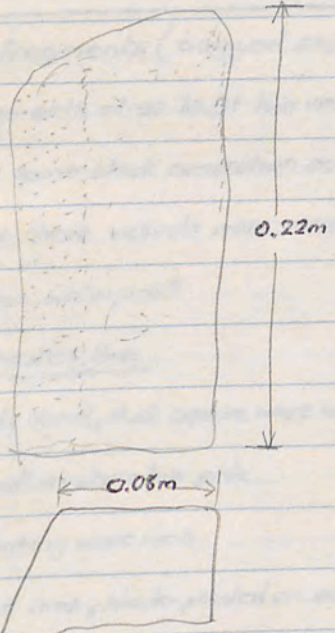
Object N° 1  ~~for~~ Scale 1:1 black shiny ceramic fragment of ring. from fill.


Object N° 2  Scale 1:1 bronze object. from fill.


Object N° 3  Scale 1:1 Flat piece of bone or ivory, worked straight edge at one side. Found on surface during cleaning broken in three pieces.

4/4/89 Object N° 4  Scale 1:1 seems to be two or three fragments of an iron pin corroded together. From fill.


Object N° 5  Scale 1:1 corroded broken iron nail from fill

 Discovered very near the surface in the NW corner of the trench a piece of stone worked on three sides, one corner at right angles, the other not and with a rounded corner. Possibly a corner piece, such as the side of a doorway (Drawing not to scale) Perhaps originally belonging to doorway in NW corner of trench.

Object N° 6  Scale 1:1 broken bronze fragment from fill.

Object N° 7  Scale 1:1 broken flat bronze fragment from fill.


Scale 1:300



(Sketch plan of architectural blocks moved)

A = 0.34 x 0.56 x 0.57 - block with pitted surface


B = 0.70 x circa 0.33 x 0.34

Object N°8

Scale 1:1 bone object? hook, could be horse harness ornament, from fill.

Object N°9

Scale 1:1 fragment of terracotta statuette, from fill.

Object N°10

Scale 1:1 fragment of iron of indeterminate nature, from fill.

5-4-89

Object No. 11

Scale 1:1 shell from fill.

Object No. 12

Scale 1:1 bronze fragment from fill.

5-4-89 Also discovered today were four fragments of plaster, two white, one brown, and one very small fragment of powder blue. From fill.

Pottery from T4, Locus 1 (Tumble). (from bags for 3+4+5/4/89)

35 Tile fragments (bagged separately).

30 Fragments of at least two vessels, of buff ware, black drip ware type decoration on the outside, and some black concretion on the inside. It does not look like cooking burning, and I suspect that these vessels were covered with pitch/bitumen or something similar on the inside to make them waterproof.

In Diagnostics Bag

- 1 Body sherd, thick coarse ware with black paint.
- 1 Small amphora toe pink
- 2 Cooking ware rims
- 2 Jar rims, black-painted on outside
- 1 Neck-piece from water jar
- 4 Coarse ware bowl rims.
- 11 Coarse ware water jar rims.
- 7 Frags. coarse ware bases.
- 6 Coarse ware handle fragments.

10 medium coarse bases, one drip-painted, and another an omphalos base.

1 Fish-plate base, greenish-lime ware undecorated.

1 body sherd, greenish-lime ware undecorated.

2 frags. Fish-plate bases, undecorated.

1 Medium coarse body-shoulder frag., pink on inside, buff on outside.

2 Medium coarse hole-mouth ^{vessel} fragment rim, undecorated.

3 frags. medium coarse pinky-buff mica-tempered, incurved bowl rim, undecorated. (see Locus 2)

2 Medium coarse hole-mouth bowl frags, undecorated.

1 Medium coarse neck fragment with seating for handle, undecorated, ?jug.

10 Painted echinus bowl rim fragments.

1 Painted rim from cauldron-bowl - cooking pot, everted rim.

2 Painted rim frags. from hole-mouth ~~bowl~~ vessels

6 Rim frags, painted bowls, flared rim.

28 body sherds, red-painted

1 body-shoulder, black painted on outside, red on inside.

2 painted base fragments.

1 red-painted neck piece

1 rim fragment on black-painted hole-mouthed ~~bowl~~ vessel

2 body sherd frags. grey ware, medium to fine.

1 body sherd grey burnished ware

2 Body sherds of mineral-rich grey with green patina.

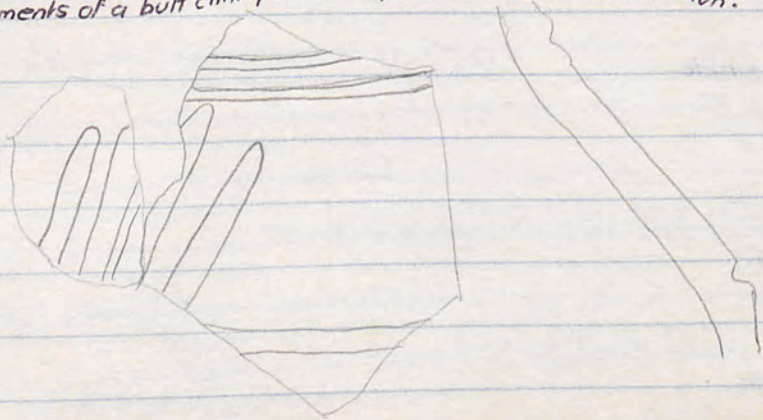
1 body sherd, imitation black glaze.

1 body sherd, fine pink ware.

4 Red glaze (Pergamene) fine, pinkish-buff ware sherds. One body sherd, two echinus bowl rim frags

← and one bowl fragment, with incised line, and carinated edges

6 Fragments of a buff clinky ware ? hydria with gouged decoration.




7 fragments of a clinky grey ware with grey/black drip paint decoration which I think I have seen at the Agileza excavations in Altica. (2 more in Locus 2 pottery)

1 small rim fragment of Parthian green vessel.

Plus these sherds inventoried as objects:-

5-4-89

Object no 13.




Double amphora handle

Scale 1:1


was it stamped?

Object no. 14



Neck of unguentarium (Scale 1:1)


Object N°15



Pink fabric, medium coarse, rim with mend-hole?


(Scale 1:1)

Object N°16



Green Parthian glaze jug-handle (Scale 1:1)

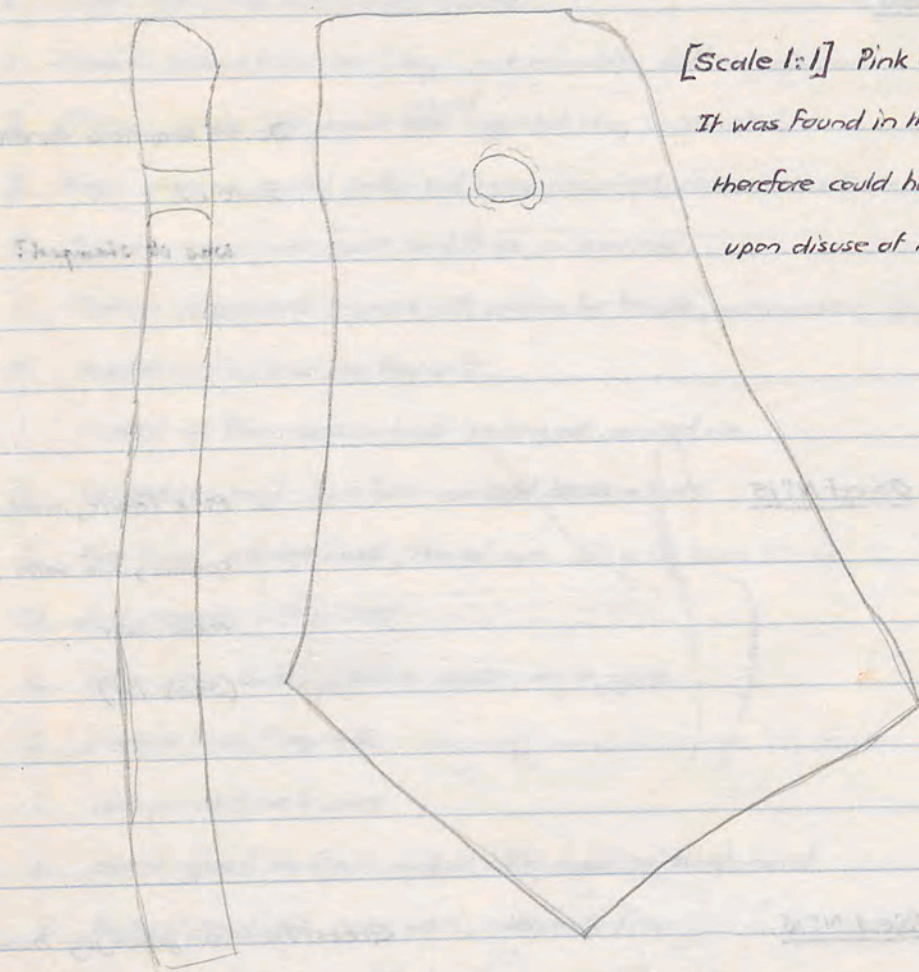
Object N° 17



Blue ceramic fragment (modern break in two). Tessera? (Scale 1:1)

LOCUS 2 Locus 2 was given to all material from the tumble a few inches (or centimetres) above the floor. It is evident, however, that the material is not different from that found in Locus 1.

Only one of these sherds was found by myself personally lying on the floor. (below)



[Scale 1:1] Pink coarse ware (put in diagnostics bag).

It was found in the dust above the floor, and therefore could have fallen on the floor immediately upon disuse of the room, but not necessarily.

Pottery from Locus 2 (in diagnostics bag).

12 Fragment more from vessel(s) with black concretion on inside (see Locus 1).

- 1 rim cooking ware vessel.
- 1 rim coarse ware water jar.
- 1 base pink ware coarse, flat, of amphora or water jar.
- 1 ring base, pinky buff coarse ware bowl.
- 3 coarse ware handles.
- 1 Fragment of coarse but dinky green-buff water jar, with incised wavy-line decoration.
- 4 body sherds of coarse but dinky pink ware with gouged decoration (one looks as if it could be a ^{glaze} abraded Parthian).
- 1 body sherd of similar ware with gouging and applied pellet decoration.
- 2 rim frags. hole-mouthed vessel, medium-coarse ware, buff.
- 1 ring base frag, from bowl with internal ring base, same ware as above, possibly from same vessel.
- 1 body sherd, same ware as above.
- 2 rim frags. hole-mouthed vessel, medium-coarse ware, buff.
- 1 bowl flared rim frag., 1 ring base frag., 5 body sherds (red painted ware all, medium coarse).
- 1 black painted medium coarse rim, flared and rolled-in rim from bowl + 6 black painted body sherds.
- 7 body sherds, drip painted in black and red on yellow-buff medium coarse ware.

1 body sherd, grey ware

2 rim frags, weak red & black glaze.

2 body sherds of dinky grey ware (as on page 15).

Plaster from Tumble


3 Fragments of rendering, 7 fragments of white plaster, 2 fragments of maroon plaster, one with a bevelled edge, 1 fragment of rose, and 1 fragment of powder blue were recovered. I came to the conclusion that these had drifted into the tumble, probably from Room D, as the total quantity was too small to suggest that our room was plastered.

Some general observations on T4.

The walls of room A in T4, to both south and west, have been built in header and stretcher style in a shallow foundation trench cut in the bedrock. The floor has then been levelled up (to a depth of about 30 cms. in the case of the southern wall) by a deposit of limestone chippings. Both the uneven surface of the floor, as well as the lack of substantial remains of plaster, indicate that this room (A) was perhaps open to the sky. One feature worth noting is that the last header block on the lowest course of the south wall of the room has a corner for the west wall carved into it. This demonstrates that the west wall, although much decayed and rebuilt with rubble for later re-use, was there in the original plan. It seems that this wall had been heavily damaged and that in certain places rubble packing and re-used blocks had been used to repair the damage.

Following the end of use of the building deposit had built up in the trench in three basic layers, which is most clearly visible in the north section. On the floor lay a layer of medium sized stones, often rather loosely packed in earth. In many cases the stones lay directly on the floor. Above the limestone packing of the floor itself a layer consisting of a couple of centimetres of dust could also be frequently found. There was a fair amount of charcoal mixed in with this rubble layer. This rubble probably dates from a period when the rooms were being used by squatters as animal pens, and the doorways were being blocked up by animal herders. The charcoal comes, presumably, from shepherd's fires.

Above this rubble there seems to be a layer of loess (wind blown earth), which probably reflects a period of complete abandonment of the site. This layer is of variable thickness. Above this, finally, lay a number of architectural blocks (including A, B & C), most of which, it seems had fallen from the upper courses of the north wall of Room A. I presume that Block C, with the rusticated face, was also originally from this north wall. Therefore I conclude that the north wall, which I am assuming at the moment to be an exterior wall of a building complex including Rooms B & C, had an exterior course, or courses, of rusticated blocks in its upper ~~courses~~ courses. Other stones (including Block A) are of conspicuously high quality, are smoothed carefully with a chisel, and have an occasional drafted edge. Other blocks of this type survive in the north bank. I assume that these blocks also once belonged to the upper ^{course(s)} of the north wall. The fact that these blocks lay on top of the loess indicates that the original walls stood for a very long time, perhaps centuries, after the abandonment of the site.

23-5-89 Object Nr. 18

From bank, mother-of-pearl frag. Scale 1:1

Object Nr. 19



bronze pin?, from bank. Scale 1:1

Between 21 and 23 May the east bank of Trench T4 was taken out, with the following diagnostics:-

- 2 medium coarse ware handle fragments
- 5 body sherds with incised decoration.
- 10 undecorated rims.
- 9 ring base frags. (two painted)
- 1 pink ware carinated bowl fragment with paint on outside
- 6 weak red glaze (incl. 2 rims) fragments.
- 1 red-painted body sherd.
- 3 black-painted body sherds

(On cleaning out the bank a doorway was found cut into the south wall of Room A, which was photographed. It seemed to be cut into the wall at a date later than the original construction)


TRENCH T7

6-4-89 The new trench designated T7 was laid out today. A 10m. x 10m. square was pegged out by theodolite, and a 9m. x 9m. square was stringed out for excavation within that. It abuts T4 to the south, and T5 to the east, separated by 10m. baulks.

8-4-89 Started to remove topsoil today.


Locus 1 The topmost level of redish-brown topsoil was called Locus 1. Very soon the wall dividing room B from room D was uncovered, continuing the line of the western peristyle sylobate.

Architectural Block 1 Was recovered from the topsoil




This fragment was lying in the topsoil. It is the bottom of a block with a deeply-picked face. It seems to have formed part of a second (upper) row of masonry blocks with deeply-picked surfaces running on the ~~west~~ east wall of Room D (as in Room C). The block was discarded after a rough sketch and measurement (above).

Object N° 1



Iron nail, from topsoil (scale 1:1)

Object N° 2



Bronze half- or quarter- coin, from topsoil (scale 1:1)

89.500
T7. 1. 2 = US

Object N° 3



Bronze fragments of coin, from topsoil (scale 1:1)

no record.

Object N° 4



Iron object from topsoil (scale 1:1)

Object N° 5



Metal fragment (? small coin) from topsoil (scale 1:1)

no record.

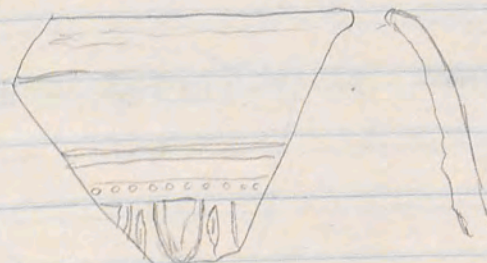
Object N° 6



Iron nail from topsoil (scale 1:1)

10-4-89

Object N° 7



Rim fragment from black glaze Megarian bowl (scale 1:1)

Object N° 8 Small thin iron object (Scale 1:1) from topsoil




Object N° 9 Iron nail from topsoil (scale 1:1)




Object N° 10 Shell from topsoil (scale 1:1) cut in half.



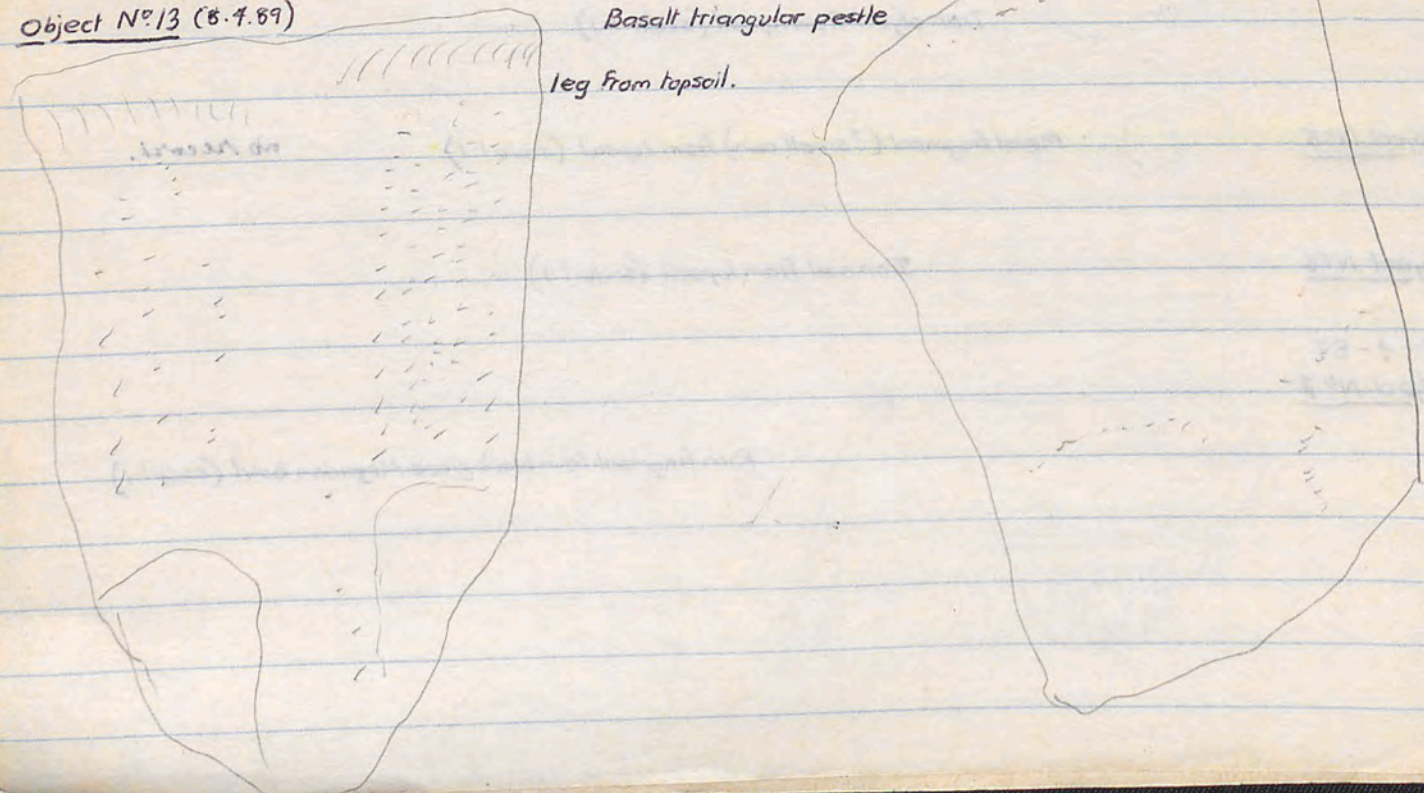
Object N° 11 Parthian ware fragment fragment from SE corner of Room D - topsoil level (Scale 1:1)



Object N° 12 Unidentified lump of metal (iron) with green salts in it (scale 1:1)




Object N° 13 (8-7-89) Basalt triangular pestle leg from topsoil.




11-4-89


Object no. 14 Rim of green glass bowl/cup with two moulded lines Scale 1:1 Topsoil north edge of trench, middle.



Object no. 15 Bone gaming piece(?) of pella-shape, which looks as though it is due to a blow from the hand-pick. Originally presumably round. Scale 1:1 From Topsoil middle of south edge of trench, room D.



Object no. 16 Black stone bead. From NW corner of trench. Topsoil (Locus 1) Scale 1:1



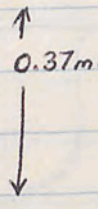

Object no. 17 Bronze coin. ^{mid 2nd?} Helmeted head, horned Boeotian visored helmet? Scale 1:1 = 89.055 Ant ix middle of Topsoil - Locus 1 / N half of trench.




Object no. 18 Bronze coin, highly corroded. Chance surface find from near sink-hole at end of barrow run. ^{Nef from T.7.} = 89.121 Ant. VII (138-29) Scale 1:1.



Architectural Fragment N° 2 This fragment was found in the middle of the northern half of the trench. It is ^{lower} from a course of much smaller width than the large course of tooled stones found in Room C. Therefore one of the courses, or the course, above it may have been narrow.




Object no. 19 Fragment of terracotta plaque, showing human elbow or knee, possibly architectural? From SW corner of trench. Locus 1 (topsoil) Scale 1:1



Object no. 20 Iron nail, Locus 1 (topsoil) from middle of southern edge of trench




Object no. 21 Iron nail, from same place as above.



12-4-89

Object N° 22




Small shell, locus 1, ^{middle of} north edge of trench (Scale 1:1)

Object N° 23




Small shell, locus 1, middle of north edge of trench (Scale 1:1)

Object N° 24




Lamp nozzle, smoke-blackened on inside,
Locus 1, from middle of ^{east} wall ~~between~~ Room D.

Scale 1:1




Object N° 25



Lamp base, similar location as above, Locus 1
Scale 1:1.

Object N° 26




Iron nail, from middle of southern edge of trench (Scale 1:1)

Object N° 27



Broken stone pendant, from middle of southern edge of trench (Scale 1:1)


Object N° 28



Whetstone. From NW corner
of trench. (Scale 1:1)

13-4-89

Object N° 29



Bronze spatula, medical or cosmetic.
From fill of Room D near middle
of east wall, under large block.
[Scale 1:1]

Object N° 30



Glass bowl rim fragment, from middle of east wall of Room D, fill
[Scale 1:]

Object N° 31




Bronze ? rod fragment [Scale 1:1]
From middle of south edge of trench.

Object N° 32



Iron nail, from middle of south edge of trench [Scale 1:1]


Object N° 33



Bent iron nail, similar to those found in Room C.
From middle of south edge of trench [Scale 1:1]

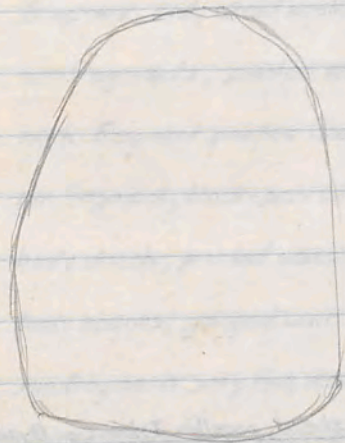
15-4-89

Object N° 34

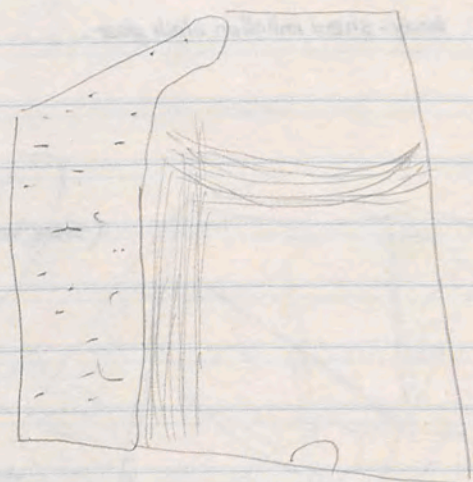


Iron Door-Key [Scale 1:1]
From fill 2m. north of south edge of trench and 1m. west of east wall of
Room D.

Object N° 35



Basalt kitchen grinder
From same area as above
Scale 1:1.



Object N° 36

Tile with finger indentations.
approx. scale 1:2
from middle of southern edge of trench.

Object N° 37



Bronze coin
2 m. west of east wall of Room D, 3 m. north of south edge of trench. = 89. 265
Arados
c. 175-140 BC

base fragments, undecorated medium coarse ware bowls.

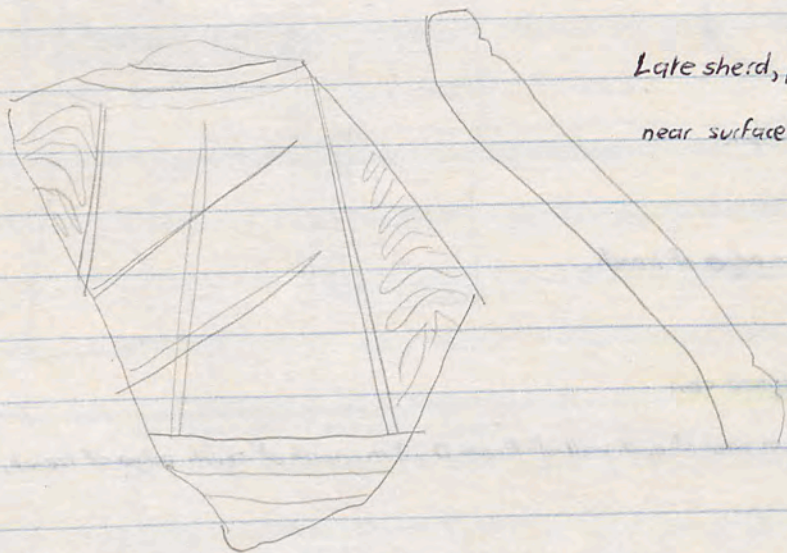
Pottery from 8+9-4-89

Diagnostics 2 Ampora toes

- 5 Coarse ware ? water-jar rims.
- 4 Coarse ware handle fragments
- 1 Coarse ware buff ^{yellow} clinky ware with horizontal incised line
- 1 Rim fragment of medium coarse hole-mouthed bowl undecorated
- 8 fragments of bases of medium-coarse ware bowls (ring-)
- 10 medium coarse ware bowl rims
- 2 mortarium rims, one with coarse grit temper.
- 1 rim fragment of medium coarse ware echinus bowl undecorated
- 1 rim fragment of a medium coarse ware hole-mouthed bowl undecorated.
- 1 rim fragment of bellied pot with red paint decoration.
- 1 rim fragment of hole-mouthed bowl with drip paint decoration
- 2 rim fragments flared rim bowl ^{drip-} painted red/black.
- 3 rim fragments echinus bowls.
- 5 fragments gouged ware, 2 (joining) drip-paint decorated.
- 4 body-sherds, drip-painted.
- 4 body-sherds, red-painted.
- 2 body-sherds chestnut-stipped fine ware
- 1 body-herd terra-sig. 1A
- 1 body-herd imitation black glaze.

16-4-89

Object N° 38



Late sherd, possibly Islamic or Byzantine, from near surface. [Scale 1:1]

Object N° 39



Bronze object, [Scale 1:1] from middle of south edge of trench.

Object N° 40



Iron nail fragment [Scale 1:1] from middle of south edge of trench

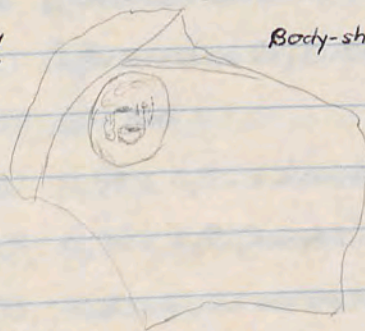
Pottery from 10-4-89

Diagnostics 1 Comb-decorated lid(?) from cooking-ware pot.

- 2 Stub-amphora toe.
- 1 Painted-amphora toe.
- 3 Coarse-ware handle frags.
- 1 ? Stepper?
- 2 Fragments of vessel with black concretion on inside.
- 2 Body-sherds, coarse ware with lines incised on outside
- 1 neck-fragment from water-jar.
- 5 rim fragments from coarse ware water-jars.
- 2 large coarse-ware ring-bases.
- 5 rim fragment from medium-coarse bowls/plates, 2 painted.
- 5 large ring-base frags. from medium-coarse ware bowls.
- 3 small ring-bases from medium-coarse ware bowls.
- 8 fragments painted flared-rim medium-coarse ware bowls.
- 1 fragment, rim of straight-sided bowl.
- 1 fragment, body-herd medium-coarse ware vessel, incised line on outside.
- 14 rim fragments, painted echinus bowls
- 1 neck-fragment painted fine ware vessel.
- 1 rim fragment, black-painted fish-plate.
- 19 body sherds, painted wares.
- 3 body sherds, gouged ware.
- 2 rim fragments, very fine vessels painted.
- 2 rim fragments drip-painted bowl (one local red glaze)
- 1 fragment, painted large plate.
- 4 fragments local red glaze.
- 1 body sherd black/grey glaze.
- 1 body sherd grey ware, black burnished on outside.
- 1 nozzle fragment from lamp. [Scale 1:1]

& Baggedas Object:-

Object N° 41



Body-herd, red-painted, single incised groove & stamp on inside, possibly showing face [Scale 1:1]

... fragments, undecorated medium coarse ware bowls.

Pottery from 11-4-89: Diagnostics

2 Stub-toed amphora bases.

1 Crude omphalos base of thin cooking-ware pot.

1 Rim fragment, neck of water jar.

3 Rim fragments from large coarse water vessels.

1 Body sherd of crude water vessel, two incised lines.

1 Handle of metallic ware water vessel.

1 Neck fragment, neck of coarse ware water vessel.

1 Incised body sherd, coarse clinky water vessel.

3 Ring-base fragments, medium coarse ware

3 Fragments rims, medium coarse ware bowls.

2 ring-base fragments, painted bowls.


1 rim fragment, painted pot-bellied vessel with everted rim.

15 body sherds, painted vessels.

7 rim fragments, echinus bowls.

3 rim fragments, painted bowls.

1 rim fragment, unpainted decorated moulded bowl.



1 rim fragment, thin red-glazed cup/bowl.

2 body sherds, gouged ware.

2 fragments (incl. one base) grey ware.

2 body sherds chestnut slip.

And bagged as objects:-

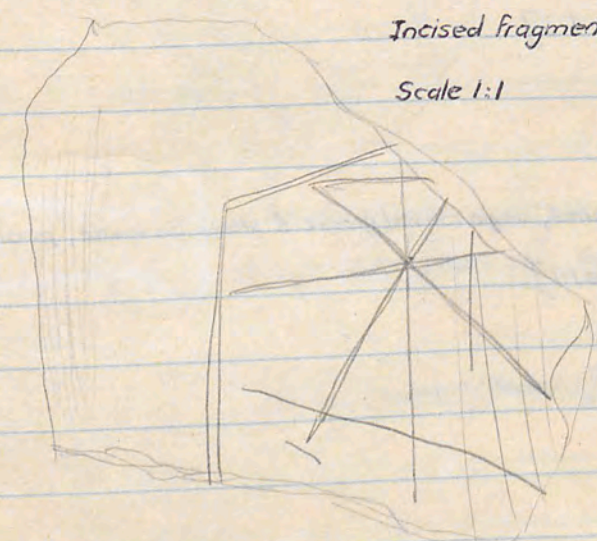
Object no. 42



Handle and body fragment of grey-ware lamp or gulfus.

Scale 1:1

Object No 43

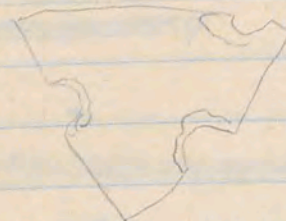


Incised fragment of limestone

Scale 1:1

12-4-89

Object No 44



Fragment of collander [Scale 1:1]

Object No 45



piece of yellow glass [Scale 1:1] from middle of western edge of trench.

14-4-89 Started to remove stones in tumbler, after having planned and levelled them. Numbered stones start at T7-3, those not mentioned below have been left in place in the trench to be properly recorded at a later date.

Dimensions of stones Removed

- T7-5 0,59 x 0,32 x 1,01 ms. complete cube. well worked
- T7-7 0,23 x 0,30 x 0,62 ms. (perhaps not complete over 0,23) well worked? ^{not rectangular}
- T7-8 0,62 x 0,29 x 0,80 ms. (not complete along 0,80) well worked
- T7-9 1,03 x 0,59 x 0,37 ms. (dec. jamb with bolt-hole)
- T7-10 0,59 x 0,33 x 0,42 (not complete along 0,42)
- T7-13 0,55 x 0,42 x incomplete
- T7-14 Trapezoidal
- T7-15 0,57 x 0,35 x 0,72 (incomplete)
- T7-16 0,29 x 0,54 x incomplete
- T7-17 Architrave capital.
- T7-18 A & B Rusticated block
- T7-19 c. 0.58 x c. 0.30 x c. 0.66 incomplete
- T7-20 c. 1.02 x 0.57 x 0.35
- T7-21 0.58 x 1.02 x c. 0.32 (but could be damaged)
- T7-22 With drilled edge
- T7-23 (lying under T7) trapezoidal?
1.02 x 0.57 x c. 0.32 (but could be damaged)
- T7-24 Small piece with ~~gouging~~ trough carved in it.
- T7-25
- T7-26 Remains of large block c. 1.04 x 0.38 x 0.37
- T7-27 0.58 x 0.34 x 0.71 (header block, ^{north of} next to T9)
- T7-28 (stretcher block north of 27) 1.05 x 0.58 x 0.32
- T7-29 (header block above 28) 0.58 x 0.35 x (c. 0.66 incomplete)
- T7-30 pitched block
- T7-31 0,58 x 0,32 x incomplete (stretcher block, beneath T32)
- T7-32 0,38 x 0,90 (incomplete) x 0,54 (photo taken)
- 33 Much broken, was once stretcher block.

(Continued on p. 32)

5 base fragments, undecorated medium coarse ware bowls.

Diagnostics in Pottery of 12-4-89.

- 1 Rim fragment from cooking pot.
- 1 Rim fragment from coarse ware vessel.
- 1 Body sherd clinky ware with black concretion on inside.
- 1 Sherd pointed base of clinky-ware water vessel.
- 1 pointed toe amphora base.
- 3 coarse ware handle fragments.
- 2 coarse ware rims.
- 1 incised coarse ware body sherd.
- 1 greenish-buff gritty terracotta large storage vessel thick sherd, from near rim?
- 8 fragments of coarse ware bases.
- 2 medium coarse ware fish-plate base fragment.
- 2 rim fragment Flared rim bowl medium coarse ware.
- 4 rim fragments, medium-coarse ware dish/plate
- 7 base fragments medium-coarse ware bowls, 4 painted.
- 1 base fragment medium-coarse ware fish-plate.
- 2 rim fragment medium-coarse ware bowl with lug rim, one painted.
- 1 rim medium-coarse bowl, intumed lip, with some black paint.
- 2 rim fragments, straight-sided bowl.
- 2 rim fragments, flat-rimmed bowl.
- 1 rim fragment, painted bowl, flaring rim.
- 1 fine ware base with incised ring decoration.
- 1 neck fragment, fine ware vessel.
- 1 handle base fragment, fine ware vessel.
- 1 rim fragment, echinus bowl with external lug.
- 6 echinus bowl rim fragments.
- 24 body sherds, painted vessels.
- 1 grey ware, external black burnish rim fragment & handle base.
- 1 body sherd, chestnut slip.
- 1 bowl base, red slip (terra sig. IA) & 1 body sherd.
- 2 body sherds, ~~red~~ red paint.
- 1 handle fragment, red slip on outside.
- 1 unguentarium neck fragment.
- 2 body sherds, gouged ware.
- 2 body sherds, clinky grey ware. (see p. 15).


~~TRENCH T7~~

~~6-4-89 Trench was laid out yesterday. A 10m by 10m trench.~~


Object No 46

Second part of old mended vessel (Scale 1:1)

goes with
↓
(see Trench T4, object no 15 p. 15)




Object No 47



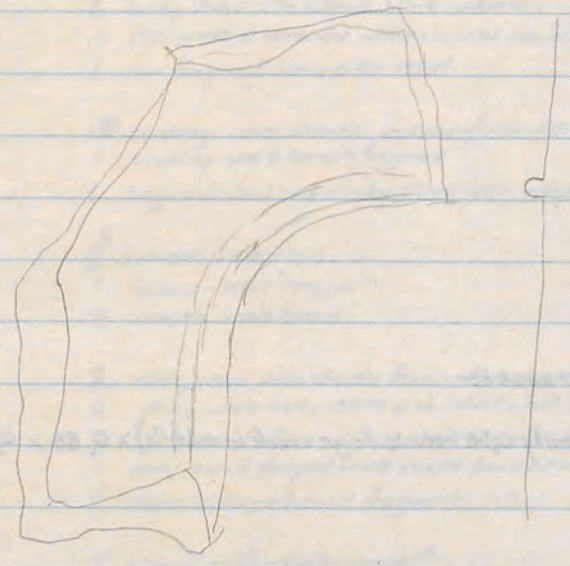
Nail head, Scale 1:1, found in pottery bag.

Diagnostics in Pottery of 13-4-89.

2 body sherds yellow greenish buff clinky ware, purplish-pink on inside.



← 1 Fragment of unknown terracotta vessel.



1 Fragment of unknown terracotta vessel.

- 1 rim fragment of cooking-ware vessel? brown-slipped.
- 1 neck sherd of water jar with handle ~~from~~ base, two fragments.
- 1 double amphora handle
- 1 single shouldered amphora handle.
- 1 painted amphora base fragment
- 2 coarse ware handles
- 1 rim fragment of metallic coarse ware from large, thick storage vessel.
- 8 coarse ware rim fragments.
- 3 fragments of coarse ware grooved or stamped ware
- 1 coarse ware "stepper"
- 2 fragments flared rim, undecorated medium coarse ware bowls.
- 1 rim fragment, undecorated medium coarse ware fish plate/ bowl.
- 5 base fragments, undecorated medium coarse ware bowls.

4 base fragments, undecorated medium coarse fish plate.

1 rim fragment, red painted lug-rimmed bowl.

5 rim fragments, painted fish plate/bowls.

1 base fragment, fish plate, painted.

2 rim fragments, straight-sided bowls.

1 ring base of painted bowl.

20
2 painted body sherds.

12 rim fragments, echinus bowl, one grooved on outside.

1 rim fragment, ^{simple} open-mouthed bowl, painted.

2 grey ware body sherds.

1 neck fragment & base, fine brown-ware bottle.

4 red glaze body sherds

1 black glaze rim fragment.

[Continued from p. 29]

T7-34 Large L-shaped block

T7-35 Small L-shaped block

T7-36 Decayed remains of large block - cannot tell if header or stretcher

T7-37 Decayed remains of large block - approx 0,66 (perhaps originally 0,58 because large crack in middle) x 0,88 x 0,33

T7-38 Broken very large block 0,37 x c. 1,02 x

T7-39 Picked block with bracket.

T7-40 Damaged block 0,44 x 0,69 x c. 0,25 (? stretcher)


T7-41 Stretcher from west wall 1,02 x circa 0,70 x 0,37

T7-42 Piece worn but possibly carved.

T7-43 Broken piece with trough, lying below 39.

22-4-89

Object N^o 48



Hellenistic lamp handle [Scale 1:1]

From above west wall of Room D, therefore not in any


significant context, but belongs to tumble.

Object N^o 49



I assume this to be a piece of shattered mica, natural, but I have bagged it anyway [Scale 1:1] From near ~~east~~ middle of trench.

Object N^o 50



Terracotta head from above floor middle of trench.

[Scale 1:1]

Pottery from 15-4-89 to 18-4-89 amalgamated - Diagnostic bag includes:-

1 teat-shaped amphora base

1 painted amphora base

1 double strap amphora handle

1 body sherd with interior black concretion

1 flat piece of terracotta with an incised line in it.

1 rim fragment terracotta vessel

15 cooking-ware sherds, including (one with red & brown slip/paint on outside)

1 cooking-ware handle fragment

1 bag-standard red dinky sherd with mend-hole.

5 coarse-ware rims.

1 coarse-ware "stopper".

2 coarse-ware bases.

3 clinky ware ~~sherds~~ sherds from water vessels, one shoulder fragment, one rim, one rounded base fragment.

2 clinky ware body sherds pink fabric, buff & white slip on outside.

1 body sherd of an undecorated coarse ware gouged vessel.

1 body sherd gouged ware vessel painted on outside

2 coarse-ware handle fragments.

1 rim of clinky water-vessel?

1 echinus bowl rim in coarse thick clinky ware, pink, undecorated.

1 coarse-ware metarium rim fragment.

5 medium-coarse rim fragments.

1 medium-coarse base fragment.

8 fragments of medium-coarse rims (including 4 of greenish ware)

2 fragments rims of painted bowls with inturned ~~lip~~ lip rim.

1 fragment flared rim bowl, painted.

2 painted handle fragments

18 echinus bowl rim fragments, painted, ^{two} ~~one~~ with a groove on outside.

8 rim fragments of painted bowls/plates.

1 fish plate base fragment, painted, two fragments.

1 base fragment drip-painted.

1 rim fragment painted jar/bottle

4 rim fragments, straight-sided bowls, painted.


28 body sherds of painted vessels.

7 sherds of grey dinky ware (see p. 15)

Rim (two frags.) and body sherd of a metallic vessel(s).



One sherd in a grey ware, fairly coarse and clinky, with incised decoration. Perhaps an incised ivy-leaf decoration of this kind.



Scale 1:1

7 grey ware fragment, one rim fragment and one black burnished on the outside.

1 sherd of pinky-brown ware.


1 sherd of weak red.

2 rim fragment (fitting) of echinus bowl in chestnut-slip.

1 body sherd of a very fine chestnut slipped vessel.

1 ?unguentarium neck in very fine cooking ware.


Plus (dated 15-4-89) one flat piece of basalt



Stone Object N° 1

Plus Object N° 51

(18-4-89)



One rim-fragment of flaring-mouthed bowl, of pink-red clinky fabric, slipped or painted in white on outside only. I have seen some similar material in Kos

∴ probably imported.

[Scale 1:1]

22-4-89 of Room D The floor was reached today. It is composed of compacted limestone chippings of the same type as Room A, and it also seems to be at the same level. Once the large architectural blocks had been removed the fill was composed of loose earth and loose smaller stones. Above the floor itself was a layer of an inch or so of looser earth which was noticeably richer in pottery, in objects and also in ~~the~~ carbonized wood or charcoal samples. It seems probable that this layer was deposited on the floor after the disuse of the building rather than during its use, and so these objects are not necessarily indicative of the function of the room. I assume that the carbonized wood became mixed in with this soil thanks to squatters' fires being lit there and becoming mixed in with the soil before the collapse of the walls and roof began. There was a lesser amount of small pieces of carbonized wood mixed in with the tumble at higher levels, and I would also assume that these samples came from squatters' fires.


23-4-89

Object No 52



Stamped pottery ring base fragment, from middle of Room D, tumble Radiate crown? Scale 1:1 (circa)

Object N° 53



Fragment of ring-handle from drinking-cup [Scale 1:1]

black-glaze, possibly Attic.


From tumble in middle of ~~tumble~~ Room D.

Object N° 54



Fragment of iron nail, from tumble in middle of Room D [Scale 1:1]

Object N° 55



Fragment of terracotta statuette, from tumble in middle of Room D [Scale 1:1]

Similar to Object N° 19.

Object N° 56




Local black glaze cup

Scale 1:1

From middle of Room D.

Object N° 56




Found 15-4-89 in tumble in middle of trench

piece of incised plaster

Scale 1:1

24-4-89


Object N° 57



Echinus bowl rim in Parthian green glaze, from middle of Room D

[Scale 1:1] from above ~~surface~~ floor


Object N° 58



Four bronze fragments ? of fibula

[Scale 1:1], from middle of Room D above ~~surface~~ floor


Object N° 59



Bronze object (? Broken ring) from middle of Room D above ~~surface~~ floor


[Scale 1:1]

Object N° 60 Bronze coin, from middle of room above ^{Floor} ~~surface~~ Scale 1:1.




89.492
US

Also bagged was an interesting tile fragment, which seemed to be the final tile of the coping




Scale 1:2

Object N° 61 Iron ring, from south of middle of room D, lying above floor




[Scale 1:1]

Object N° 62 Square bronze object, from middle of room D, lying above ^{Floor} ~~surface~~ [Scale 1:1]



Object N° 63 Small bead from middle of south edge of trench from above floor [Scale 1:1]





Object N° 64 Black carbonized seed (olive stone?) from black soil north of altar [Scale 1:1]


Object N° 65 Bronze pin from earth just NE of altar [Scale 1:1]





25-4-89


Object N° 66  Small bronze ring, from Fill 1m. to ^{ENE} ~~W~~ of altar. Scale 1:1.


Object N° 67  or spatula? Iron nail, from Fill to east of altar. Scale 1:1.


Object N° 68  Terracotta bird - child's whistle? From fill to east of altar, well above floor. Scale 1:1.


Object N° 69  Perhaps a chip from a semi-precious stone From fill to NE of altar [Scale 1:1].


Object N° 70  Bone astragalos, possibly with Tau scratched on it [Scale 1:1] From fill near middle of east wall of Room D.


Object Nr. 71  Iron nail or spatula? From fill 1 1/2 m east of altar [Scale 1:1]

Object Nr. 72  Clay loam-weight from fill above floor 1 1/2 m ENE of altar [Scale 1:1]

Object Nr. 73  Unidentified object, from fill 2 1/2 m E of altar [Scale 1:1]

Object Nr. 74  Unidentified object, from fill 2 1/2 m. NE of altar [Scale 1:1]

Object Nr. 75  Iron object, scale 1:1 from fill 3 m. NE of altar [Scale 1:1]

Object Nr. 76  Iron knife-blade(?) 3 m. from N side of trench, against E wall of Room D [Scale 1:1].

25-4-89 Cleaning around the bottom of the column set in the south bank yesterday revealed a second line of rings around its bottom. I concluded that it must have been an altar, and I have named it such henceforth. The amount of pottery being recovered ^{from the fill above the floor} as well as the amount of bone, has been very considerable over the last couple of days, and there has also been an abnormally large amount of carbonized wood in the tumble, which I have bagged for the last two days.

It transpired yesterday that the altar stood on a rectangular pedestal of much-crumbled rock, and so is almost certainly in situ. The area around the altar is covered with a lens of dark earth

Diagnostics From Amalgamated Pottery of 19/20. 4. 89

3 Rims of Terracotta vessels. (possibly tiles)

- 1 Rhodian amphora handle, 1 double-strap amphora handle.
- 1 base of handle from coarse-ware water vessel.
- 1 neck fragment of water pitcher
- 1 neck fragment of water jar.


3 rim fragments (2 joining) of mortaria.

- 2 base fragments, large coarse vessels.
- 3 cooking ware fragments
- 2 body sherds grey clinky ware (one green on outside)

- 1 ring base of small coarse-ware bowl.
- 1 base of fish-plate, medium coarse fabric.
- 2 rim fragments, coarse ware echinus bowls.
- 1 rim fragment, lugged rim, medium coarse bowl, ~~with~~ red-painted.
- 2 rim fragments, flaring rim bowls, medium coarse, painted.
- 1 rim fragment, painted straight-sided, medium coarse bowl.
- 1 rim fragment, painted, medium coarse bowl/plate with inturned lip.

7 painted body sherds.

- 1 large chunk of coarse ware painted red. [straight side-handle?]
- 2 grey ware body sherds.



1 Rim fragment, red painted bowl, with mend-hole.

1 "chestnut" ware echinus bowl rim fragment.


2 black glaze body sherds.

Diagnostics From Amalgamated Pottery of 22/23. 4. 89

13 Cooking ware fragments

- 1 Tile-ware "stopper".
- 1 Fragment of unknown terracotta/tile ware (same as that drawn on p. 31 below)
- 1 Terracotta/tile ware rim.

← 1 Terracotta/tile ware fragment of unknown type.



1 Red coarse ware fragment with incised lines.

1 Bitten-toed amphora base.

2 Handle fragments of water-vessels.

1 Body sherd of pink water-vessel, buff exterior, drip-painted.

3 Coarse-ware jar rims.

3 grey clinky ware fragments, one with a green exterior, one black painted on exterior.

1 fragment of coarse ware amphoras base.

1 medium coarse wide ring base

5 medium coarse ware bowl rims.

1 gouged ware body sherd, unpainted.

1 rims frag. medium coarse straight-sided bowl.

3 medium coarse fish-plate bases, undecorated.

3 medium coarse small ring bases from undecorated bowls.

1 base fragments painted vessels.

5 rim fragments painted bowls.

9 body sherds, painted.

4 painted echinus bowl rims.

4 painted rims straight-sided bowls.

1 rim glazed echinus bowl.

4 fragments of one glazed bowl base.

2 black/brown glazed body sherds.

2 grey ware fragments, one an echinus bowl rim.

4 Fine red glaze incl. one ring base & one echinus bowl rim.

1 rim of fine red painted cup.


Object Nr. 77 Head of iron nail, from fill half way along east wall of Room D, Scale 1:1



Object Nr. 78 Iron nail fragment, from fill southern end of east wall of Room D, Scale 1:1



Object Nr. 79 Bead (faience? - looked bluish upon exhumation) from fill half way along east wall of Room D, Scale 1:1.



Object Nr. 80 Fragment of shell, from fill, southern end of east wall of Room D, Scale 1:1.




New architectural block T7-44 This stone is not shown on the plan of the tumble. It lay just above the floor in the SE corner of Room D. It is some kind of corner piece of a block with a trough in it.

From the same SE corner of the Room, from quite low down in the fill, a piece of white "gypsum" render was recovered. We have had render of this type, which seems to be used for setting stones (ie. mortar) before - though never in huge quantities - from the northern half of the trench.


Object Nr. 81 Scale 1:1. A very small fragment of duck-egg blue plaster. From SE corner of Room D.



Object Nr. 82 Not to scale. Fragment of coping tile, nearly complete. From SE corner of Room D.



Object Nr. 83 Scale 1:1. Iron nail, 1/2 m. west of east wall of Room D, 2 1/2 m north of South baulk.



Object Nr. 84 Scale 1:1. Fragment of large glass multi-colored melon bead. From mid point of east wall of Room D.



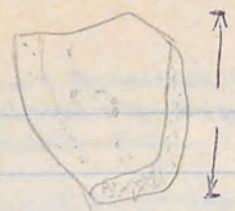
Object Nr. 85 Scale 1:1. Bronze pin (?fibula) from 1 m. west of east wall 2 1/2 m n. of south baulk.



A damaged mud brick (30 x 25 x ?) was found lying on the surface, 3.55 m. north of the south baulk, 28 cms. to west of east wall of Room D (to centre of brick). It was dark brown in colour. About 3 cms. thick. A photograph was taken.

1-5-89


Stone object Nr. 2.



Fragment of basalt pestle. Found lodged against the west wall of Room D in tumble, and, it seems, not actually lying against floor. Therefore probably not in situ. 2.75 m. north of south baulk of trench.


Architectural Block T7-45 A small fragment of a limestone architectural block was found among the small pieces of rubble 2.40 m. north of south baulk and 1 m. west of east wall of Room D. It was removed to the side of the trench for proper drawing. It seemed to have a spherical depression in it.

Object Nr. 86



Fragment of jar, ~~with~~ green glaze on outside
Scale 1:1

Object Nr. 87



[Scale 1:1] Piece of bone, perhaps worked with holes? From rubble 2 1/2 m. n. of south baulk, and 1 m. west of east wall of Room D.

Object Nr. 88



[Scale 1:1] Iron nail, from rubble 2 1/2 m. n. of s. baulk, 1 m. west of east wall of Room D.

Object Nr. 89



[Scale 1:1] Piece of white faience? From fill NE corner of Room D.

Object Nr. 90




[Scale 1:1] Iron hook. From 1/2 m. west of east wall of Room D and 2 m. north of south baulk.

Architectural Block T7-46 A small block with plaster still adhering to one edge. 2 m. south of north baulk, and 1.10 m. west of east wall of Room D.

Very decayed remains of another mudbrick was discovered 2.30 m. north of south baulk and 1.40 west of east wall of Room D. They were too indefinite to provide measurements.

Object Nr. 91




[Scale 1:1] Two fragments of iron nail from 2 m. south of north baulk 1/2 m. west of east wall of Room D.

Diagnostics from Pottery of 24-4-89

- 12 Cooking ware fragments incl. one rim fragment & one handle fragment.
- 1 Fragment of large terracotta vessel
- 6 Coarse ware body sherds with ribbing or incised lines
- 2 Coarse ware neck fragments
- 6 Coarse ware handle fragments (incl. 1 amphora)
- 6 Rim fragments of ~~the~~ water jars
- 1 Incised wavy line decorated sherd from water vessel
- 4 other coarse ware rims.
- 1 medium coarse base, white ring base.
- 5 frags. fish plate bases, medium coarse ware.
- 2 ^{small ring} other bases, medium coarse ware.
- 3 rim frags., medium coarse ware bowls.
- 1 undecorated echinus bowl rim, with incised line.
- 7 painted echinus bowl rims.
- 1 rim frag., painted straight-sided bowl.
- 3 rim frags. weak glazed fish plates/bowls.
- 6 other rims weak glazed.
- 6 body sherds, weak glaze.
- 2 rim frags, fish ~~base~~ plate/bowls, painted.
- 1 rim frag, inflexed lip rim with incised line.
- 1 handle base/shoulder red painted jug.
- 44 painted body sherds.
- 1 base frag. painted bowl.
- 1 painted curled rim bowl
- 1 frag. painted flared rim
- 1 frag. ~~rim~~ rim of bottle/jar painted.
- 1 body sherd painted fish plate.
- 3 grey ware frags, 1 echinus bowl rim, one ring base.
- 1 body sherd metallic ware.

2-5-89

Object Nr. 92



[Scale 1:1] Lamp fragment (black painted) from fill in middle of Room D

Ø Locus 2 Up hill now work has only taken place, other than removing surface soil, west of the east wall of Room D

Therefore it has not been necessary to change Locus Nr. Today, however, I started to clean the stones to the east of Room D. Material from this area has been called Locus 2.

Object Nr. 93



[Scale 1:1] Fragment of iron nail, Locus 1, from fill 2 m s. of n. bault, 1 m. west of east wall of Room D.


Object Nr. 94



[Scale 1:1] Bronze coin, Locus 1, from fill in centre of Room D.

89.930
Sidon: 100-80 BC

Object Nr. 95



[Scale 1:1] Fragment of silvery glass, from fill in centre of Room D, Locus 1.


Object Nr. 96



[Scale 1:1] Bronze object, from fill, Locus 1, 1.5 m s. of n. bault 1/2 m west of east wall of Room D.

Object Nr. 97

(From Pottery of 24-4-89) Moulded lamp fragment [Scale 1:1]




Diagnostics from Pottery of 25-4-89 (cont.)

- 9 red glaze fragments incl. 2 of bowl with inturned lip rim with complicated incision pattern, 2 other rim fragments
- 1 rim fragment black burnished bowl.
- 1 metallic ware fragment (body sherd).
- 1 pink ware body sherd.
- 3 chestnut-slipped ware sherds, one rim fragment of cup, one body sherd from large plate.
- 1 body sherd red glaze incised ware.
- 1 rim fragment lug-rimmed painted bowl.

Diagnostics from Pottery of 25-4-89

- 1 Red painted pithos rim(?) and fragment of same.
- 3⁺ Cooking ware fragments, including two rims.
- 1 Large pithos fragment with moulded decoration.
- 1 Terracotta sherd, possible tile, seems like large coping tile.
- 4 Fragments of pinky-buff clinky ware with black concretion on inside.
- 1 Thick coarse ware fragment with brown paint.
- 1 Fragment of amphora toe.
- 3 Coarse ware fragments of handles, including one greenish one, plus one handle base.
- 1 Coarse ware flat base
- 9 Rim frags from clinky ware water jars.
- 1 Rim fragment of pink straight-necked water vessel.
- 1 Mortarium rim.
- 3 Wide ring base fragments
- 1 grey clinky ware body sherd (see p.15)
- 8 body sherds, clinky ware, pinky glaze on inside, buff on outside
- 1 medium fine ware body sherd with incised line.
- 5 medium fine ring base fragments of bowls, one drip-painted, one red-painted with a ring incised on inside.
- 1 base fragment of drip-painted fish-plate.
- 1 base fragment drip-painted medium-coarse bowl.
- 3 handle fragments of red-painted medium-coarse ware vessels.
- 1 medium coarse unpainted straight-sided bowl with incised line
- 1 medium coarse echinus bowl ^{rim fragment} unpainted, with ridge on exterior
- 1 medium coarse unpainted neck fragment.
- 1 unpainted fine ware rim (inturned lip) from cup.
- 1 body sherd unpainted with gouged ware decoration.
- 2 rim fragments of unpainted medium coarse ware bowls.
- 1 base fragment, ring based bowl.
- 10⁹ rim fragments of painted echinus bowls.
- 23¹⁰ painted body sherds.
- 1 red-painted neck fragment.
- 3 rim fragments flaring rim red-painted bowls.
- 1 incised red painted body sherd.
- 1 painted rim fragment, straight-sided bowl.
- 1 painted outturned rim fragment with exterior incised lines below rim
- 3 painted fish-plate/bowl rim fragments.
- 2 black glaze body sherds.

3-5-89

Object Nr. 98 Piece of glass , silvery [Scale 1:1] from NE corner of Room D. Locus 1

Object Nr. 99



Scale 1:1 From northern half of Room D.
From fill Locus 1. Their fragments of broken object.

Object Nr. 100



Piece of silvery glass, from Fill Locus 1, northern half of Room D [Scale 1:1]

4-5-89

(see p. 60)

A single tile fragment was recovered, with red paint applied to the ridge. I shall put it in the pottery bag for the day.

Pottery from 26-4-89

There was little pottery from this day, as work had finished after an hour or so on account of wind. Nearly all the sherds seem to belong to a very large dinky ware vessel, probably a water jar, buff on the inside, and in places buff on the outside reduced in most places to greenish-grey. I have been getting ~~examples of~~ sherds from this vessel in the pottery for the previous 3 days or so. Otherwise there were only 17 body-sherds plus:-

- 1 body sherd
- 1 cooking ware fragment
- 1 coarse water jar rim
- 1 coarse ware ring base
- 1 coarse ware handle
- 1 fine ring base, red painted on inside
- 5 painted body sherds
- 3 grey ware sherds, incl. one ring base with green surface on inside.

8-5-89

Object Nr. 101

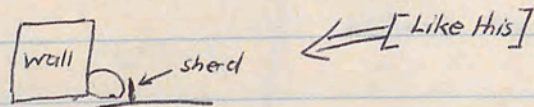


Lamp fragment 1m. south of middle of north baulk of trench, in fill (Locus 1)
Scale 1:1.

Locus 3 On the 4th. I started to find a great number of fragments of a large storage vessel smashed over the floor in the NW corner of Room D. They were lying in the dust above the floor. I gave the Locus number 3 to all the sherds, which probably belong to one vessel, gathered from this area of the trench. All this material will be bagged under the date 4-5-89 in one bag. There may be matching sherds in the Locus 1 bag.


For the last few days I have been clearing the floor of Room D within T7 working from south to north. On the 4th I first reached the north baulk at its western edge within the room, which is where the Locus 3 broken pot lay. As I moved towards the north baulk there started to be more and more rubble in the fill, and this rubble started to become more and more hard packed. In fact as one moved close to the baulk it started to look as though one might be dealing with a rubble-built wall running EW, but there was still, clearly, much earth lying between the stones, and one still recovered the occasional sherd lying between the stones, which indicates that we are still, presumably, dealing with fill, rather than with rubble deliberately laid either as a wall or as a levelling platform. A proper floor underlies it at all points anyway.

More difficult to explain is why the last two or three blocks (near the north baulk) of the west wall of Room D seem to be ~~clear~~ lying on top of some of this rubble or on top of earth. It does not seem that there is any kind of ^{clear} dividing line between the rubble under the wall and that in the rest of the trench. HOWEVER one of the sherds (the base sherd) was not lying flat on the floor, but was lying nearly upright against one of the pieces of rubble under the wall.



So at the moment I am presuming that this rubble and earth (and the blocks on top of it) are a later phase of "patching up" the wall. I am leaving this rubble in place until I have uncovered the face of the wall to the west, which may make the situation clearer.

Object Nr. 102



[Scale 1:1]


Fragment of mother of pearl, from tumble in middle of trench near north baulk.

Object Nr. 103



[Scale 1:1] Iron fragment

Object Nr. 104



Scale 1:1. Iron object (two fragments) from Fill (Locus 1) NE corner of Room D.

Diagnostics from Pottery of 27-4-89

5 sherds of clinky ware vessel with black incrustation on inside.

21 Cooking ware body sherds

2 Amphora handles

3 Amphora ties

4 strap handles

1 fragment of clinky ware vessel, body sherd, pink salted glaze

1 coarse ware handle base

1 clinky ware body sherd, finger lines on inside

1 coarse ware vessel neck fragment.

7 Coarse ware rim fragments.


1 Pie-crust decorated rim fragment.

3 fragments of one coarse ware bowl fragment rim.

2 coarse ware bases

1 clinky ware fragment with external grooved decoration.

3 coarse ware vessels with gouged decoration

1 echinus bowl solid base fragment  Scale 1:4

2 ring bases painted vessels


9 painted echinus bowl rim fragments.

12 other painted bowl rim fragments.

6 fragments of same mortarium rim.

29 painted body sherds.

3 fragments of one painted handle

1 handle base painted vessel, possibly kantharos, unusual shape  scale 1:4

1 body sherd bowl, incised and weak black glaze on inside.


1 body sherd metallic ware

2 body sherds grey ware

2 rims fine ware bowls, weak red glaze

9-5-89

Object Nr. 105



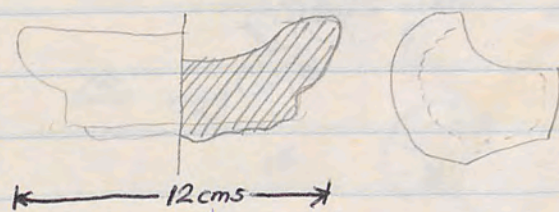
Two iron objects, from Locus 4 (Robbed Fill)

Scale 1:1.

LOCUS NR. 4 This Locus Number was given to material in the robbed out fill in the NE corner of the trench.

LOCUS NR. 5 This Locus Number was given to material west of the west wall of Room D.


Stone Object Nr. 3



12 cms.
12 cms.

Basalt mortar, from Fill to west of west wall of Room D, Locus 5.


Object Nr. 106



[Scale 1:1] Stone object?, Locus 5, middle of trench to west of west wall of Room D.


10-5-89

Object Nr. 107



Looks like chip of a granite(?) facing/cladding slab from a wall or architectural feature, from Locus Nr. 4, robbing NE corner. Scale 1:1.

Object Nr. 106



Clay loom weight, from Fill in Room Corner in NE corner of trench. Scale 1:1.


Object Nr. 107 (As above) Four broken fragments of clay loom weight. From inside hole of stone object in Locus 4.

Object Nr. 108



Scale 1:1. From Fill in Room Corner in NE corner of trench.

Below is a sketch plan of the peculiar rocks in the southern portion of Locus 5, that is to the west of the west wall of Room D. I shall make a reasonably detailed plan of these stones, as I believe it is possible, but no more than that, that these stones form part of a blocked up doorway.

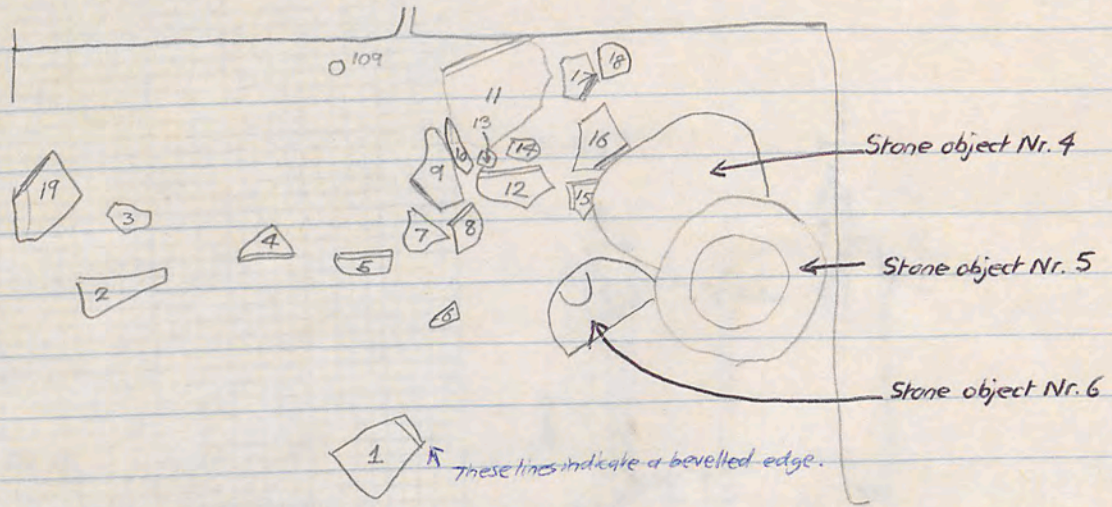


Object Nr. 109,




Scale: 1:1 Stone ring, Locus 6, Lower Fill, middle of south wall.

Sketch of plaster fragments and stone objects lying in NE corner of trench:-



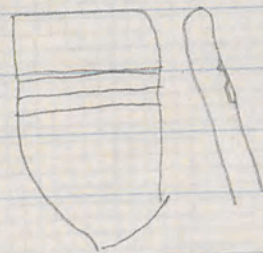
[On 13-5-89, following colour and B/W photography, the plaster fragments were removed in bags numbered as above, as were the stone objects 4-6, for which see p. 55]. These were put in the box marked T7-Plaster. There was no time to study the fragments further.

Object Nr. 110



green Parthian glaze, from NE corner of trench, Locus Nr. 6. scale 1:1

Object Nr. 111



Piece of Hellenistic glass bowl. Found in room in NE corner of trench, Locus Nr. 6 (see nr. 115 - probably same vessel).

LOCUS Nr. 6

This Locus number was given to material in the ^{fill of the} room in the NE corner of the trench where not affected by robbing.

11-5-89

53

Altar The soil from around the square base of the altar was taken away today. Material from this deposit was called LOCUS 8. The earth was a very ashy black, in a lens of an inch or so (or two or three centimeters if you are an Australian), mixed in with small stones, with some charcoal/carbonized wood mixed in with it. Also there was quite a lot of bone. It stretched to about 85 cms. east of the NE corner of the square pedestal on which the altar was standing, and about 50 cms. north of the north face of the pedestal.

Digging around the pedestal also revealed a threshold leading into Room D. The floor had been dug out to the north of this threshold to a distance of about 30 cms. It seems that the ~~threshold~~ floor had originally been built up towards the threshold with rubble stones, above which the floor surface lay. Some of these rubble stones had become displaced after the threshold had fallen out of use, and so the floor has gone near the threshold. This has left a hole underneath the floor and extending a little under the pedestal, which contained loose earth and pottery, and also fragments of painted plaster which had worked their way down.

However The pedestal was clearly lying on the floor at its northern face, and so both the pedestal and the altar seem to be in situ and contemporary with the original layout of the building complex.

Material recovered from this deposit - A bag containing a soil sample.

- A bag of bone
- A small bag of carbon samples (probably contaminated by smoking)
- A bag of pottery.
- A small bag of pottery from the hole near the threshold.


There was also a small hole, squarish, about 15 cms. square, lying 10 cms. north of the pedestal, along the west wall of Room D. One notes that some of the pottery recovered from this area includes sherds of a clinky ware vessel with black concretion on the inside. It is possible, but only possible, that such a vessel was set in this hole.

Object Nr. 112



Scale 1:1, from Locus 8, looks like olive stone


Object Nr. 113



Two small pieces of glass, from Locus 6

Scale 1:1

Object Nr. 114



Smooth pebble, possibly whetstone, Locus 5

[Scale 1:1]

W/O

These following stones were removed from Locus Nr. 5. They would seem to be headers and stretchers fallen from west face of the west wall of Room D

T7-44 c. 101 cms x 36 cms x c. 53 (some of this surface lost)


T7-45 could be shorter c. 105 cms x 58 cms x 34 cms.

T7-46 55 cms x c. 107 cms x 34 cms.

T7-47 58 cms x c. 66 cms x 32 cms.

T7-48 102 cms x 56 cms x c. 39 cms.

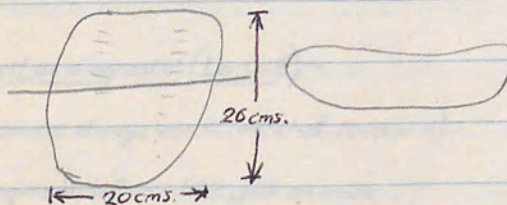
Object Nr. 115



Scale 1:1 Rim fragment of Hellenistic bowl, Locus 9, from Room in NE Corner. See object Nr. 111

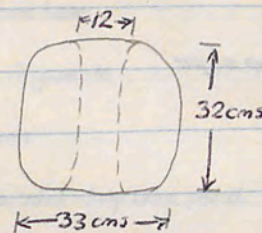
LOCUS Nr. 9 This locus number was given to material lying on or within the earth floor in the room in the NE corner of the trench.

Stone Object Nr. 4




From Locus 9, see sketch on p. 51, basalt

Stone Object Nr. 5




From Locus 9, see sketch on p. 51, limestone

Stone Object Nr. 6



From Locus 9, see sketch on p. 51, basalt, part of basalt rubbing platform with little legs.

Object Nr. 116



From Locus 9, two bronze objects fragments [Scale 1:1]

Object Nr. 117

Remains of clay loom weight, from Locus 9.

Object Nr. 118


Large clinky-ware sherd with drip-paint ~~concretion~~ on the outside, and black concretion on the inside. Lying on the floor in Locus 9. This sherd objected in order that concretion can be analyzed.

Pottery from 1-5-89 bagged as diagnostics :- [Locus 1]

- 4 sherds of clinky ware with black concretion on inside.
- 20 body sherds of a clinky ware black on inside.
- 15 cooking ware fragments, plus one handle
- 6 body sherds of terracotta vessels, one, possibly a tile fragment, painted red.
- 1 body sherd pink clinky ware vessel, ribbed exterior.
- 1 amphora handle
- 1 coarse ware bowl rim
- 2 coarse ware handle fragments
- 7 coarse ware rim fragments (from jars)
- 3 coarse ware ring bases (large).
- 1 coarse ware neck fragment with base of handle, and ribbed decoration round neck.
- 3 coarse ware sherds with ~~greenish~~ incised decoration (2 unusual with single angry strokes)
- 2 medium ware bowl rims undecorated
- 4 medium ware ring bases, undecorated, one of a fish plate.
- 1 centre of base, medium ware undecorated.
- 1 echinus bowl rim fragment painted.
- 4 painted bowl rim fragments
- 8 painted body sherds.
- 3 red/black light glaze body sherds
- 2 joining fragments of a neck fragment with a handle base of a cup or jar.
- 2 rim fragments of a weak glaze bowl.
- 2 weak black glaze body sherds.
- 1 weak red glaze body sherd.
- 1 peculiar body sherd with buff/brown slip.
- 1 brown ware (like grey ware) body sherd.
- 1 fine ware brick red body sherd.

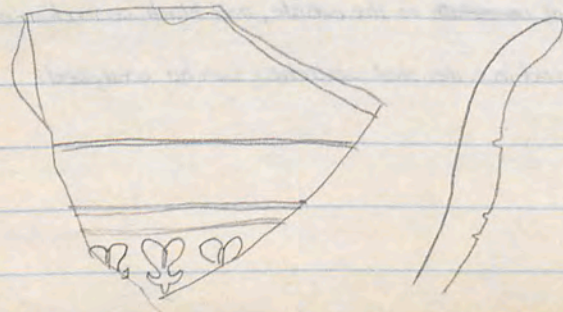
And bagged as objects:-

Object Nr. 119




Black and red glaze fragment of local vessel in imitation of Pergamene fine ware moulded decoration ^{vessel} olive ^{branch} wreath. [Scale 1:1] Locus 1.

Object Nr. 120



Black and red glaze local ware flared lip bowl/cup with moulded leaf decoration. Locus 1
[Scale 1:1]

Object Nr. 121




Fragment of local West Slope. Incised double lines and tendrils, and weak point surviving of ivy leaves. From Locus 5, 2m. north of south bank.
[Scale 1:1]

Object Nr. 122

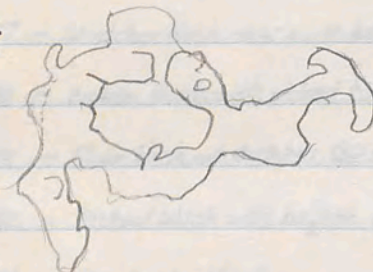
○ Grain, From Locus 5, 2m. north of south bank. Scale 1:1

Object Nr. 123



Iron nail, From Locus 5. Scale 1:1.

Object Nr. 124




Piece of slag, Scale 1:1, from Locus 5.

Pottery from 2-5-89 bagged as diagnostics (Locus 1):-

- 7 fragments of coarse storage vessels (one chaff-tempered).
- 2 clinky ware fragments, buff on outside, pink on inside.
- 1 pointed amphora base
- 14 cooking ware fragments
- 5 coarse ware rims
- 1 wavy line decorated clinky ware sherd.
- 4 medium coarse bowl rims
- 3 medium ^{ring} coarse bases (plus one base centre)
- 5 echinus bowl rim (one unpainted)
- 10 painted body sherds.
- 3 weak glazed sherds (one intumed ^{rim} lip)
- 1 black glazed bowl rim, red fabric.
- 1 fine brown cup fragment
- 5 grey ware fragments, one bowl rim black slipped, one ring base
- 2 red glazed fragments, one rouletted.
- 1 terra sigillata ^{IA} ring base, 1 frag. Parthian green glaze

plus Object Nr. 126




Megarian bowl frag. Scale 1:1.

Pottery from 3-5-89 Locus 1 bagged as diagnostics:-

- 1 coarse gritty fragment of large storage vessel.
- 20 cooking ware fragments, including 3 rims
- 8 fragments of clinky ware vessels with metallic finish on outside
- 1 clinky ware fragment with black concretion on inside.
- 1 clinky ware fragment ribbed on inside.
- 4 clinky ware handles.
- 8 rim fragments of clinky ware water jars, one with incised wavy line decoration.
- 6 body sherds clinky ware vessels with incised lines, one wavy.
- 1 coarse ware flat ring base
- 6 medium coarse bowl rim fragments
- 3 medium coarse ring bases, one of a fish plate.
- 1 medium coarse undecorated gouged ware body sherd.
- 3 echinus bowl rims.
- 9 drip ware painted body sherds
- 17 painted body sherds, three joining with an incised line.
- 3 rim frags. painted straight-sided bowls.
- 6 echinus bowl painted rim fragments.
- 1 rim and handle fragment of painted bowl
- 1 ring base painted bowl.
- 1 painted fish plate body sherd.
- 3 flared rim bowl painted rim frags.
- 4 frags. local red/black weak glaze, one rim of inverted lip rim bowl, one rim frag. incised straight-sided bowl.
- 1 weak red glaze grooved ware body sherd.
- 3 local weak black glaze frags.
- 1 echinus bowl rim, grey with black slip.
- 1 ring base (terra sig. LA)
- 1 frag. white slipped on outside (see p. 34, object nr. 51).

Plus bagged as object:-

Object Nr. 125




Local thin black-red glaze with stamp. Scale 1:1 Locus 1.

15-5-89

57

Object Nr. 127



Scale 1:2. Numerous fragments of iron pegs, Locus 5, against west wall of Room D, 2.10 m south of north baulk.

For the last two days work has also been directed at taking out the fill to the east of the east wall of Room D (ie. within the storage Room B). This material is being taken out together with the baulk between T7 and T5. This material is all the same (ie. stones in between compounded pulverized remains of stones). For present this material is being labelled Locus 2. All stones in the fill seem to be from the internal wall of Room B, so no especial effort is being made to record them in detail.

T7-47 - Stretcher block near south baulk 130 cms x 78 cms x 32 cms. (this turned out to have a bracket underneath)

48 - Broken block with picked face 36+ cms x 86+ cms x 45+ cms.

49 - Plain block not stretcher 30 x c. 100 x more than 43.

50 - Picked block with bracket. 68 (incl. 24 for bracket) x c. 108 x c. 32 (incl. 9 for bracket)

51 - Small picked block

52

53

Object Nr. 128

Surface find, bronze coin with NI & Seleucid anchor.


89. 677
Seleukos II

Scale 1:1

Object Nr. 129

Fragment of shell, Locus 5, Scale 1:1.

Diagnostics from Pottery for 4-5-89, Locus 1

- 8 sherds from coarse grit-tempered vessel or oven. [^{pipe!} + 1 red thick dinky grit-tempered terracotta fragment, perhaps of a
- 3 cooking ware body sherds plus one handle frag.
- 1 double strap amphora handle, large with red paint decoration on outside.
- 3 clinky ware rims. (one with black incrustation on inside).
- 1 handle and rim of coarse ware ~~clinky~~ pot.
- 1 clinky ware rounded base.
- 1 clinky ware sherd with incised wavy line decoration.
- 1 Proto-mortarium rim, developing out of echinus bowl.  Scale 1:2.
- 4 coarse ware large ring base fragments.
- 1 coarse ware handle fragment.
- 1 medium coarse small ring base.
- 1 medium coarse bowl rim (2 fragments).
- 1 echinus bowl rim, undecorated.
- 1 painted ring base, probably from echinus bowl.
- 2 rim fragments, painted ~~clinky~~ pot.
- 1 painted fish-plate type rim.
- 2 painted straight-sided bowl rims.
- 1 painted echinus bowl rim
- 1 broken painted rim fragment.
- 1 broken painted base fragment.
- 1 painted handle fragment
- 7 painted body sherds
- 1 string cut unguentarium solid base
- 1 weak black glaze fragment
- 1 red slipped fragment
- 2 grey ware black burnished fragments.

Plus One ridge tile fragment painted red (seep. 46) and one curved tile recovered from spoil.


~~Plus~~ A large number of fragments (including rim) of what seems to come from the same clinky ware vessel with black incrustation on inside. Bagged as Locus 3 within the Locus 1 bag.

Locus 3 - [see page 47] Pot sherds belonging probably to the same pot gathered on the 4th and 8th of May were amalgamated in the same bag. There could be other sherds from the same vessel among the body sherds for Locus 1 of 4-5-89, but it is unlikely that there will be any among the Locus 1 sherds for 8-5-89.

16-5-89

Object Nr. 128


Surface find from dump. Scale 1:1

Object Nr. 129

Locus 5, Scale 1:1.


Multi-spouted lamp.

17-5-89

Object Nr. 130


Scale 1:1, from Locus 2, lead clamp.

18-5-89

Object Nr. 131

Half stone bead, Locus 2, from SE bank, Scale 1:1.

20-5-89

Object Nr. 132

Scale 1:1, from Locus 5, iron object.

Object Nr. 133

Scale 1:1, from Locus 1, in baulk, low down in decrway leading from Room D to B.

Diagnostics for pottery from Locus 1 for 8-5-89.

6 Cooking ware sherds

- 1 sherd from coarse grit-tempered vessel or oven (as for 4-5-89)
 - 2 dinky thick red grit-tempered fragments, possibly from a pipe (as for 4-5-89)
 - 3 grey dinky ware frags of large vessel "metallic" salts on outside
 - 4 buff dinky ware frags, pink on inside
- 11 Fragments of coarse and dinky ware rims.
- 2 coarse base fragments
 - 2 fragments of a dinky rounded base
 - 2 fragments of a dinky ware vessel with incised wavy line decoration, and one with single straight incised line.
- 4 coarse or dinky handle fragments
- 1 dinky ware fragment, black incrustation on outside.
 - 2 medium fine ware undecorated bowl rim fragments.
 - 1 medium fine ware undecorated fish plate rim fragment.
 - 2 medium fine ware ring bases
 - 2 rims frags painted flared rim bowls.
- 4 painted bowl rims, one echinus, one straight-sided bowl one angle-rimmed bowl, one tulip type
- 1 weak paint covered fish-plate rim
- 10 4 painted body sherds
- 1 weak glaze body sherd.
 - 1 grey ware body sherd
 - 1 terra sig. LA ring base.

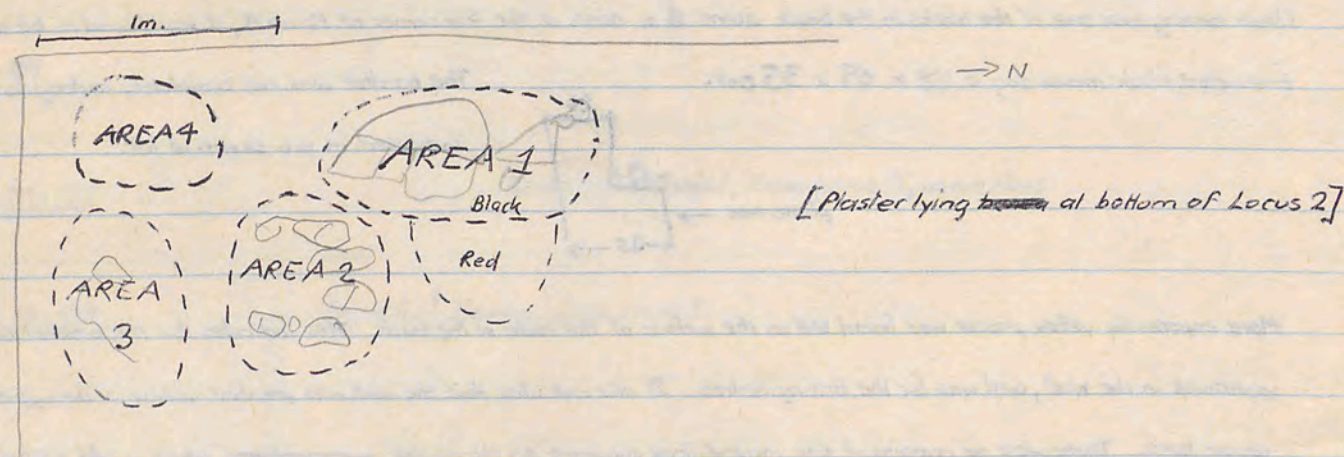
21-5-89

ROOM B

63

Yesterday the work of removing the blocks inside Room B continued. The fill in between the rocks was a yellow earth formed from broken up limestone blocks, which had been pulverized and then re-compounded. I continued to call material from this deposit Locus 2. There were a considerable number of building blocks mixed up with this material. Most blocks were of two sizes, stretcher blocks measuring 108 cms x 70 cms x 34 cms., and "header" blocks measuring 111 x 36 x 30 cms. Locus 2 produced almost no sherds.

LOCUS 9 Underneath Locus 2 lay a layer of reddish earth, rich in sherds and other finds, which was called Locus 9. The earth consisted of degraded terre pisé.



Above the red earth and within the yellow powder of Locus 2 lay a large amount of painted plaster in the SW corner of Room B, underneath the bracketed block T7-47. Area 1 produced black and red plaster (with examples of incised lines in both), and Area 2 yellow and white. Area 3 only produced white render. This last was not recovered, but the plaster from Areas 1 and 2 was bagged separately. This plaster was removed after photography.

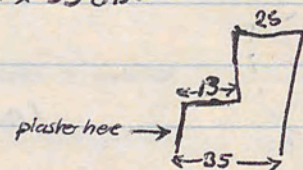
22-5-89 When I dug down further in the SE corner of Room B there was much less plaster in the fill, but there was a considerable amount of red plaster adhering to the south wall and a little bit at the corner turning into the west wall. This suggests that there was a red dado running at least in the corner. At the foot of the south wall, lying on the floor and therefore having fallen off the wall, was a fragment of red plaster with an incised line which would have run vertically up the wall. The incised line was 72 cms. from the corner. This indicates that the incised lines are running at least vertically every 2 cubits. They could, of course, also run at 1 cubit intervals but this is not proven. It is, however, more likely that the incised lines also ran horizontally. I would presume that the fragments of red plaster with a bevel which were found in Area 1 and Area 4 yesterday come from the top of the dado, and that the bevel is at the top of the dado. Therefore, at least in the SE corner, the dado was red. We also recovered from Area 4 at least 3 fragments of an arrangement where one gets an incised line, a yellow border, and then a black panel. One of the fragments has the corner of the black panel, and one border width was 5 cms. but the other border was at least 8 cms.

ASSUMPTION:- It would seem that the dado must have been more than 2 cubits. 4 cubits would seem to be a reasonable guess. This would give a ratio for vertical to horizontal of 2 to one. Thus the dado would seem to be in painted panels measuring 4 cubits by 2.

Following this line of reasoning the row of panels running above the dado in the SE corner of Room B may have been black with a yellow border broader at the bottom than at the sides. There were also some fragments of black with incised lines in Area I, so I am not at all sure how this fitted in. There could well have been three courses of painted panels in all, and the top could have been plain black, but fragments of yellow have also been found, so the top course could equally well have been yellow. So it might be possible that only the first panel had a yellow border.

The 4 inch or so of soil immediately above the floor was very rich in sherds and in other objects. These were cleaned up, and a photograph of the surface ~~of~~ objects was taken. A photograph of the corner was also taken.

Upon turning over one of the blocks in the baulk some 4 m. north of the SW corner of Room B, it was found to be a bracketed block measuring c. 48 x 69 x 35 cms. The bracket was not completely rectangular, as is indicated in the sketch at left.



More importantly yellow plaster was found still on the surface of the inside of the block. This indicates that the bracket lay uppermost in the wall, and was for the roofing timbers. It also indicates that the wall was painted yellow in the uppermost course here. There were no remains of any incised lines anywhere on the plaster ~~on the block~~ which could perhaps be taken as an indication that the uppermost third (or so) of the wall was not divided into panels by incision.


on the west wall of Room B

A further fragment of red plaster was found at floor level some 1.70 m. north of the SW corner of Room B. This confirmed that the red dado also ran some way north along the west wall. However a piece of bevelled yellow plaster was found some 4 1/2 m. north of the SW corner, which can be taken to indicate that the dado was yellow in the northern half of the west wall.

NW
Black 28 cms 36 total | 8 28 SW

21-5-89

Object Nr. 134




[Scale 1:1] Iron nail, from Locus 5, next to south baulk.

Object Nr. 135



[Scale 1:1] Iron nail fragment, from Locus 2.

Object Nr. 136



[Scale 1:1] Rim of glass bowl, Locus 9, from above floor.

22-5-89

Object Nr. 137




[Scale 1:1] Iron nail, from Locus 9, above floor

Object Nr. 138

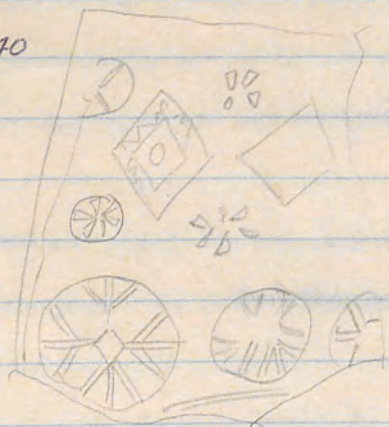


[Scale 1:1] Earring, from Locus 9.

24-5-89

Object Nr. 139  [Scale 1:1] Locus 9, found on dump while emptying barrow, bronze bracelet fragment.

Object Nr. 140



[Scale 1:1] Locus 9, found in zambil being emptied into barrow, possibly Early Dynastic rather than Hellenistic, stamped thick sherd from bowl.


Object Nr. 141

Piece of glass, from Locus 9, floor, Scale 1:1.

25-5-89

Object Nr. 142

Fragment from multi-nozzle lamp, fallen from Vault of T.7. Scale 1:1



Object Nr. 143

From Locus 9, Scale 1:1. Bronze, looks like head of screw



Object Nr. 144

From Locus 5, bead, Scale 1:1.

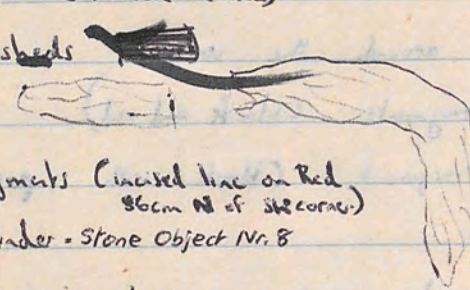

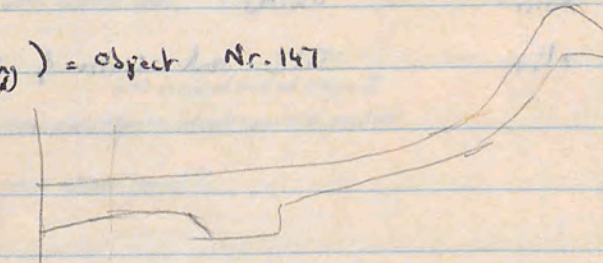



Object Nr. 145

From Locus 5, grain Scale 1:1.



Deposit on Floor of Room B removed (= Locus 9) refer to plan for locations

- ✓ i Plaster fragment (Black)
- ✓ ii Plaster fragment (Black with yellow border)
- ✓ iii Plaster fragments (includes Red and Black with incised line between)
- ✓ iv Plaster fragment (Black)
- ✓ v Plaster fragment (Red and Black with incised line between)
- ✓ vi Fragment of Basalt Table = Stone Object Nr. 7
- ✓ vii Plaster fragment (Faded Yellow)
- ✓ viii Clinky ware sherds 
- ✓ ix Iron nail  = object Nr. 146
- ✓ x Plaster fragments (incised line on Red, 86cm N of stone object)
- ✓ xi Pebble powder - Stone Object Nr. 8
- ✓ xii Clinky ware ring base
- ✓ xiii Clinky ware sherds
- ✓ xiv Clinky ware sherds
- ✓ xv Red Slip Bowl (faint rouletteing) = object Nr. 147 

- ✓ xvi Basalt grinding table Stone object Nr. 9
- ✓ xvii Sherds found under object xvi (proving the floor deposit to be disturbed and that object xvi is not in its original position)
- ✓ xviii Sherds
- ✓ xix Ring base
- ✓ xx Sherd of large storage vessel
- ✓ xxi Clinky ware sherds
- ✓ xxii Iron nail = object Nr. 148
- ✓ xxiii Sherds 
- ✓ xxiv Rim of large water jar
- ✓ xxv Clinky water jar rim
- ✓ xxvi Clinky water jar rim and sherds
- ✓ xxvii Sherd
- ✓ xxviii Sherds
- ✓ xxix Sherd
- ✓ xxx Ring base
- ✓ xxxi Sherds

- ✓ xxxii Storage Vessel
 ✓ xxxiii Black plaster fragments (poss. edge of panel)
 ✓ [10] xxxiv Amphora base
- LOCUS 10 Pit in N-W corner of Room B
- ✓ xxxv Shards
- [10] xxxvi 6 Bodysheds and 1 Cooking Ware Rim
- ✓ [10] xxxvii Plaster from wall corner to NE side of doorway. Has bevelled edge, showing that there was a further band of red above the black of the dado which terminated in a bevel running horizontally around the wall.
- ✓ [10] xxxviii Plaster fragments (black and red)
- ✓ [10] xxxix Plaster fragment (black with possible border)
- ✓ [10] xl Bone
- ✓ xli Stone pounder = Stone object Nr. 10
- ✓ xlii Friable bodysheds
- ✓ xliii Shards
- ✓ xliiv Tile and scatter of shards

List of Plaster bagged from Locus 9

Area 4 (bagged above other Areas, black & red incl. black incised bit & red bevelled bit.)

Area 1 (see p. 63 for location)

Plaster red and black.

- Interesting pieces include 1) red with bevel
 2) red with incised line.
 3) black with incised line.

Area 2 (see p. 63 for location)

Plaster yellow & white (ie. with paint faded off)

no interesting pieces

Area 4 (see p. 63 for location)

Plaster black, a little red, and some faded red.

- Interesting pieces include 1) very faded black with incised line
 2) red with bevel. with incised line at edge &
 3) 3 pieces of a yellow panel with black square centre
 4) Faded black ^{red} from above bevel?

Area 5 From SW corner of trench.

mainly red, a little black

- including 1) black with incised line. (3 fragments)

Area 6 from above floor 1 m. n. of SW corner

mainly black (one piece red)

- including 1) one red piece with bevel
 2) one piece of yellow & black corner of a panel
 3) one piece of red bevelled with black on top.

Area 7 from above floor 2 m. n. of SW corner

~~mainly~~ ^{mainly} red including three bevelled pieces, a few small black and one yellow piece.

Area 8 4 1/2 m. north of south baulk and 1 1/2 m. e. of west wall of Room B.

all yellow (could possibly be dirty white, but I doubt it) including one bevelled piece.

Area 9 4 1/2 m. north of south baulk, 1/2 m. e. of west wall

all yellow, including one with an incised line.

Summary Concerning the Painted plaster on the west wall of Room B (Locus 9)

Discoveries made in the last days of excavation largely disproved the hypotheses advanced on pp. 63-4 concerning the decoration of the plaster. Where the corner between the plaster of the floor and the plaster of the wall survived (as is indicated in the plan) (at ground level) there was frequently some reddish-plinkish tinge surviving. Furthermore, in the NW corner of the room the plaster was preserved intact to a total height of 36 cms above floor level. At a height of 28 cms. above floor level the red stopped and was replaced by a ~~red~~ ^{black} band. It would seem that the black plaster had been applied over the red (ie after) for at the margin the black clearly overlay the red. In the SW corner the red plaster had been preserved to a maximum height of 28 cms. Thus it is perhaps reasonable to presume that the whole room was decorated with a red band running at floor height up to 28 cms., and then by a black band running above and applied later. Perhaps this black band was 28 cms high too.

On p. 67 the deposit numbered [iii] - a plaster fragment of red and black with an incised line in between also invalidated the suggestions on p. 63 concerning the horizontal incised lines (this is the fragment mentioned as lying 72 cms. east of the SW corner). At the time this was written the incised line only was visible and not the black coloration. ^{It would be more reasonable to assume} clearly, however, ^{that} the incised line is running horizontally rather than vertically, as we only have clear evidence for red and black ~~being~~ lying next to each other horizontally, not vertically. It is still possible, indeed, that this fragment has come from a higher band of decoration in which red and black were ~~transp~~ placed ~~downside~~ each other, in which case the two-cubit line system might still be possible. But this is, to say the least, no longer certain. However the incised lines in other fragments of black and red still have to be explained in some way.

On p. 68 the deposit numbered [xxxvii] confirmed that the red bevelled edge was running horizontally (presumably as the top of a red/black/red dado system $28 \times 3 = 84$ cms high, or of a red/black/red/black/red dado system $28 \times 5 = 140$ cms high ≈ 4 cubits).

This, in turn, throws the "yellow" plaster into doubt; particularly that fragment with a bevelled edge (mentioned on pp. 64 & 69 from Area 8) as these could be faded to white but stained with mud. Perhaps they could be subjected to some form of analysis.

cf. Area 4 (4)


On p. 69 frag. iii from Area 6 ~~indicated~~ or indicates that, at least in one place, a further black band ran above the bevelled edge of the dado. Perhaps this band ran all the way round ~~and was incised~~

The panels of black rectangles within a (yellow - but I think this yellow - though faded - is more certain than the yellow of the bevelled piece) border with incised lines in between were, however, confirmed by further fragments (p. 69 Area 6 (2) and p. 67 (ii)). One presumes that a band of such decoration ran

somewhere ~~in~~ a course higher than the dado.

The incised fragments of red and black could, it seems, have come from vertically incised areas in the dado, or from vertically or horizontally incised areas of banding above the dado.

All this plaster was put in a box marked T7-plaster after the significant pieces had been photographed.

Also in this box I placed a large tile fragment recovered from the surface of the "acropolis extension" and a stone fragment ^{now broken in two (by Pryce!)} of a rusticated block with a bevelled edge  this, recovered from the surface a couple of metres north of the NW corner of T8. Unfortunately there was insufficient time to photograph either of these objects, which needs to be done next season.

I am unsure as to the nature of the floor deposit in Locus 9, ~~the sherds (p. 67, xvii) found under~~ ~~where the basalt grinding table (p. 67, xvii) is~~ all in rich brown earth which looked like decayed tene pisé (a soil sample was taken, because this soil might contain materials blown in immediately after disuse of the site). This soil does not seem to be decayed organic material (shit etc.) as this is almost invariably found as a white texture powder. The sherds (p. 67, xvii) found under the basalt grinding table (p. 67, xvii) seem to show that none of this material is in its original location. In any case one has to ask why grinding stones and clay loom weights should be found inside a reasonably well-decorated plaster room. Perhaps this material was all placed there during a later re-use of the room (and that to the north) rather than being there all the time and "kicked around by donkeys" or some such. The fact that plaster fragments are found within the soil from ~~these~~ this level also indicates that the original use of the room(s) had ceased at the time of deposition.

Amalgamated pottery ⁹ 10-13. 5. 89 Diagnostics from Locus 5.

- 11 Fragments of rim of clinky ware water jar with wavy line decoration on neck. + 17 body sherds possibly from same vessel.
- 4~~0~~ Fragments of large coarse ware storage vessel.
- 2 Fragments of clinky ware water jug (incl. handle).
- 14 Fragments of grey clinky ware vessel with greenish saltting.
- 5 body sherd fragments of orange-buff clinky ware vessel.
- 5 clinky ware body sherds with black concretion on inside
- 12 cooking ware body sherds.
- 1 amphora toe.
- 3 coarse ware handle fragments.
- 1 clinky ware body sherd, buff on outside with red painted lines.
- 5 coarse ware rims.
- 2 clinky ware body sherds, pink on inside.
- 1 coarse ware body sherd, painted on outside with impressed decoration.
- 11 medium fine base fragments.
- 1 painted fish-plate rim.
- 3 painted base fragments
- 1 painted rope handle fragment.
- 8 painted rim fragments.
- 14 painted ware body sherds.
- 6 weak glaze body sherds
- 2 grey ware sherds (one part of unguentarium base)
- 2 body sherds orangey-pink on inside.
- 1 ^{whitish} green glaze fragment.

Amalgamated Pottery from Locus 5, 14-21. 5. 89

- 11 Shards with black concretion on inside
- 15 Cooking ware sherds, one rim inc.
- 1 Dinky ware sherd, pink on inside.
- 3 Coarse ware handle fragments.
- 1 Coarse ware body sherd with clay bit sticking to it.
- 5 Pie crust fragments, mostly rims.
- 9 Coarse ware rims from storage vessels (clinky, probably water jars)
- 6 ^{clinky} Coarse ware body sherds, wavy line incised decorated
- 10 Medium coarse ware base frags.
- 5 Medium coarse ware rims.
- 7 Grogged ware body sherds, one with weak glaze
- 12 painted rim frags.
- 2 painted handle frags.
- 1 painted ring base
- 16 painted body sherds.
- 7 glossy red sherds incl. 2 rims.
- 2 plain sherds with mend holes
- 2 unguentarium rim frags.
- 1 whitish-green glaze frag.
- 3 grey ware sherds.

Pottery from Locus 4 From 9-5-89 includes (one bag)

- 1 coarse ware handle fragment
- 1 water jar rim
- 1 weak red glaze rim

Pottery from Locus 8 from 11-5-89 includes (one bag)

- 1 dinky ware water vessel rim
- 2 medium coarse bowl rims.
- 1 medium coarse plain ~~to~~ ring base
- 2 painted echinus bowl rims.

Amalgamated Pottery from Locus 9, 20-23-5-89, Diagnostics

(one small piece of basalt also in bag)

- 11 ~~4~~ medium coarse bases.
- 1 cooking ware sherd with mend hole.
- 2 double strap handles
- 1 cooking ware handle
- 1 amphora toe
- 15 clinky water vessel rims.
- 7 medium ware bowl rims.
- 1 water jar clinky neck fragment with incised wavy line decoration
- 6 painted echinus bowl rims.
- 2 clinky ware sherds with black concretion on inside.
- 3 painted body sherds
- 1 grogged ware undecorated fragment.
- 6 small red weak glaze sherds
- 4 weak red glaze bases.
- 3 weak red glaze rims.
- 1 grey ware flared rim bowl.

Pottery from Locus 6, 10-5-89 (Diagnostics)

- 4 medium ware ring bases, one black painted.
- 1 clinky ware sherd, with black concretion on inside
- 8 water jar rims
- 1 medium coarse undecorated bowl rim.
- 1 cooking ware rim
- 2 weak red glaze sherds, including one rim
- 3 red/black glaze sherds, including one bowl rim
- 3 painted body sherds
- 1 fragment of unguentarium foot.

Pottery from Locus 2, 20-5-89, Diagnostics include:-

4 rims of clinky ware water vessels

1 rim clinky ware pie-crust with incised wavy line decoration, green salty appearance.

4 coarse bases

4 coarse bowl rims.

1 black painted gougled ware vessel

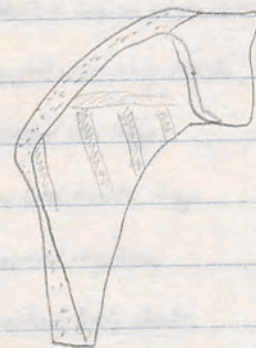
1 red painted body sherd

1 red painted gougled ware shoulder from water jar

1 grey ware fragment.

Plus

Object Nr. 199



Locus 2, Water vessel rim, buff with red painted decoration (Scale 1:1)

P.T.O.

Upper	Middle	Lower	Az.	Target
3.022	3.182	3.329	158° 44' 20"	84° 46' 05"

Instrument set up at N.B.M. for Nick's levelling. H.I. = 1.375

			304° 44' 30"	84° 53' 30"	A.B.M.
1.625	0.800	0.975			

Acropolis

N ^o	Level	N ^o	Level
1	0.685	13	0.876
2	1.075	14	0.649
3	1.037	15	0.697
4	0.639	16	0.890
5	0.778	17	1.126
6	1.232	18	0.975
7	0.894	19	1.108
8	1.122	20	1.210
9	0.692	21	1.416
10	0.795	22	1.173
11	1.275	23	1.036
12	0.718	24	1.130
		25	1.168
		26	1.384
		27	1.263
		28	1.253
		29	1.542
		30	1.335
		31	1.354
		32	1.183
		33	1.224
		34	1.057
		35	1.223
		36	1.088
		37	1.045

In these

In these calculations, I have taken the value of K as 100. This is based on 3 trial distances where the tape & stadia values were different by a factor of 100 exactly.

It was observed in these calibrations that no C constant for focal distance was necessary.

: 0.115 stadia measured to 11.51 m over slightly sloping ground

: 0.100 " " " 10.00 m on level ground

: 0.050 " " " 5.00 m " " "

To accept bench Mark:

$$\text{Stadia interval} = 0.975 - 0.625$$

$$= 0.350 \text{ m.}$$


$$\alpha = 90^\circ 00' 00'' - 84^\circ 53' 30''$$

$$= +ve 5^\circ 06' 30''$$

$$\therefore V = (100)(0.350) \cos(5^\circ 06' 30'') \sin(5^\circ 06' 30'')$$

$$= 3.103 \text{ m}$$

= 3.10 m above centre line of theodolite which itself was at 1.375 m above ground.



NOTE: During levelling, the vertical angle of theo was set at $90^\circ 00' 00''$

T 8

1	3.07
2	3.08 3.10
3	3.12
4	3.11
5	2.57
6	2.42
7	2.48
8	2.46
9	2.57
10	2.88
11	2.50
12	2.64
13	3.51.
14	
15	
16	
17	
18	
19	
20	

HI above T2 datum = 3.33 (0)
(checked after reading 13).

Trench T7 (immediately after T8 level check).

1	2.47
2	2.74
3	2.48 (5).
4	2.84
5	2.72
6	2.82 (5)
7	2.78
8	2.89.
9	2.48
10	3.08
11	3.21 or 3.19

Acropolis

Work to be done

Tues - Thurs : 23 - 25 May


- Complete clearance of baulk between T3 & T4 + tidy up trench: photograph.
- Remove all stones to east of T9 & T10 ready for 1990 season — ^{well} rob putative podium
- Remove all stones to west of T4, ready for 1990 season {south of T4}
- Back-fill the storage vessel in NE corner of T8 to preserve vessel — first to cover the vessel
- Remove all stones to N of T.7 + T.8 to clear ground (robbed) for another season
- Arrange for architectural pieces of special quality to go down to K-H (after May 25?)
In T8 there is one small well-preserved pilaster capital. The two large pilaster capitals are likely to be too difficult to shift: shatter with other stones.

Acropolis
Look to be done
Task - Thrus - 22-22 Plan

• Complete clearance of bank between T3 & T4 + tidy up trench: photographs
 • Remove all stones to east of T4 & T10 ready for 1990 season - (off putting problem)
 • Remove all stones to west of T4 ready for 1990 season

• Back-fill the storage trench in NE corner of T8 to prevent water - first to cover the trench
 • Remove all stones to N of T4 & T8 to clear ground (needed) for another season
 • Arrange for architectural pieces of special quality to go down to K-H (after May 22?)
 • T8 has an one small well - preserved plaster capital. The two large plaster capitals are likely to be too difficult to shift: shall work other stones.

Stones to be drawn in T6 & T8 without fail

- Complete doorway in T6
- 3 pilaster capitals in T6/T8
- 2 column bases, 1 with first drum
- 1 column capital
- blocked up doorway
-  block sitting on bank of T6/8

	SE	E
Small square	3.18	5.942
	3.66	5.76
	3.99	6.30
Bigone	3.94 5.22 4.86 4.88 4.35 5.84 Bigone 2 4.72 6.13 5.34 6.52 5.15 5.47 5.70 5.98	
column	6.15 8.08 6.70 8.50 5.99 7.02 6.56 7.39 6.19 6.31 6.09 5.51 5.93 4.53 6.63 4.07	
	5.55 4.16 Small bck 5.64 5.02 6.02 5.29 6.28 5.07	6.82 6.00 6.68 5.03 6.24 5.68
	6.43 5.42 1 6.78 5.52 7.42 5.18 7.56 4.74 6.93 4.26	
	4.18 5.08 4.24 4.56 3.88 4.93 3.88 4.76	3.92 3.96
	2.99 3.74 2.90 3.43 4.08 3.28 3.73 2.98 3.08 4.50 2.07 4.29	
	2.50 3.54 2.60 3.12 2.12 3.27	4.92 1.83 4.38 2.05 4.55 2.15 4.72 2.70 5.12 2.13
	4.82 1.36 5.02 1.92 5.98 1.90 5.85 1.95	5.20 3.84 5.55 4.13 5.79 3.76
	5.58 4.05	

7.66 . 6.24 || 6.80 . 6.30 | 6.82 . 6.70 || 7.27, 4.19 | 6.60, 4.39 | 6.25, 5.26 ||
 177,504 | 168,521 | 280,564 | 226,583 || 400,455 | 335,410 | 292,473 | 362,524
 370,502 | ~~376~~ 429 | 373,468 | 274,364 | ~~385~~,410
 320,440 | 341,481 | 249,504 |

453,114 | 447,170 | 397,187 || 513,176 | 448,246 | 556,269 || 416,242 || 360,301 | 410,313 ||
 Triangle 577,313 | 620,368 | 653,353 || 650,303 || square 477,338 | 532,340 | 565,430
 299,450 | 355,440 | 340,507 | 354,538 ||
 219,349 | 295,293 | 190,392 | 259,262 || ²³⁰333, ~~300~~ 316, 300 | 390,241 | 370,315 || 342,370 || 226,396
 207,310 | 412,141 || 197,469 | 216,526 | 175,531 | 138,476 || 153,451
 176,445 | ²⁵⁰255, ⁹⁹²439 | 190,394 | 251,376 || 246,546 || 340,383 | 296,337 || 324,447
 348,156 | 292,213 | 336,242 || 299,312 | 370,248 || 331,331 | 386,295 | 393,345
 226,333 | 276,381 | 177, ~~384~~ | 295,368 || 162,395 | 212,413 | 164,460
³⁴⁵ 516 | 312 | ~~304~~ | 437,674

	SE	E
Small square	3.18	5.982
	3.66	5.76
	3.99	6.30

Bigone 3.94 | 5.22 || 4.86 | 4.88 || 4.35 | 5.84 || Bigone 2 | 4.72 | 6.13 || 5.34 | 6.52 || 5.15 | 5.47 || 5.70 | 5.98
 Column 6.15 | 8.08 || 6.70 | 8.50 || 5.99 | 7.02 || 6.56 | 7.39 || 6.19 | 6.31 || 6.09 | 5.51 || 5.93 | 4.53 || 6.63 | 4.07
 5.55 | 4.16 | Small blk 5.64 | 5.02 || 6.02 | 5.29 | 6.28 | 5.07 | 6.82 | 6.00 | 6.68 | 5.03 || 6.24 | 5.68
 6.43 | 5.42 || 1 6.78 | 5.52 || 7.42 | 5.18 || 7.56 | 4.74 || 6.93 | 4.76 ||
 4.18 | 5.08 || 4.24 | 4.56 || 3.88 | 4.93 || 3.88 | 4.78 || 3.92 | 3.96
 2.99 | 3.74 || 2.90 | 3.43 || 4.08 | 3.28 || 3.73 | 2.98 || 3.08 | 4.50 || 2.07 | 4.29
 2.50 | 3.54 || 2.60 | 3.12 || 2.12 | 3.27 || 4.92 | 1.83 || 4.38 | 2.08 || 4.55 | 2.15 || 4.72 | 2.70 || 5.12 | 2.13
 4.82 | 1.36 || 5.02 | 1.92 || 5.98 | 1.90 || 5.85 | 1.95 || 5.20 | 3.84 || 5.55 | 4.13 || 5.79 | 3.76
 5.58 | 4.05 ||

7.66 : 6.24 || 6.80 : 6.30 || 6.82 : 6.70 || 7.27, 4.19 | 6.60, 4.37 | 6.25, 5.28 ||
 197, 504 | 168, 521 | 280, 564 | 226, 583 || 400, 455 | 335, 410 | 292, 473 | 362, 524
 370, 502 | 376, 429 | 373, 460 | 274, 364 | ~~335, 410~~
 320, 440 | 341, 481 | 299, 504 |

453, 114 | 447, 170 | 397, 187 || 513, 170 | 498, 240 | 556, 269 || 415, 242 || 360, 301 | 410, 313 ||
 Triangles 577, 313 | 620, 368 | 653, 353 || 650, 303 || square 477, 338 | 532, 340 | 505, 430
 299, 450 | 355, 440 | 340, 507 | 354, 538 ||
 219, 349 | 295, 293 | 190, 382 | 259, 262 || ²³⁰ 333, ~~300~~ | 316, 300 | 390, 241 | 370, 315 || 342, 370 | 226, 396
 207, 310 | 412, 141 || 197, 489 | 216, 526 | 175, 531 | 138, 476 || 153, 451
 196, 445 | ²⁵⁵ 255, ⁴⁹² 439 | 190, 394 | 251, 376 || 246, 546 || 340, 383 | 296, 337 || 324, 447
 348, 156 | 292, 213 | 336, 242 || 299, 312 | 376, 248 || 331, 331 | 386, 245 | 393, 345
 226, 333 | 276, 381 | 177, ~~384~~ | 295, 368 || 162, 395 | 212, 413 | 164, 460
 345 518 | 312 | ~~304~~ | 437, 674

Film 1

- 1 } Room in NE corner of T7
- 2 } Northern half of T7
- 3 }
- 4 }
- 5 } Re-used blocks tumbled to west of west wall of Room D
- 6 }
- 7 }

8 - Re-used block fallen from west wall of Room D into Locus 5.

9 - 13 Tumble to east of east wall of Room D, within Room B.

14 - 15 General photo with baulks.

16 - 20 Architectural Block T7-3

21 Architectural Block T7-9 (reused block with latch-hole)

22 ~~A~~ Two block cemented together in east baulk (Room B)

~~29-31~~ In Aleppo Museum

32-35 Architectural Block

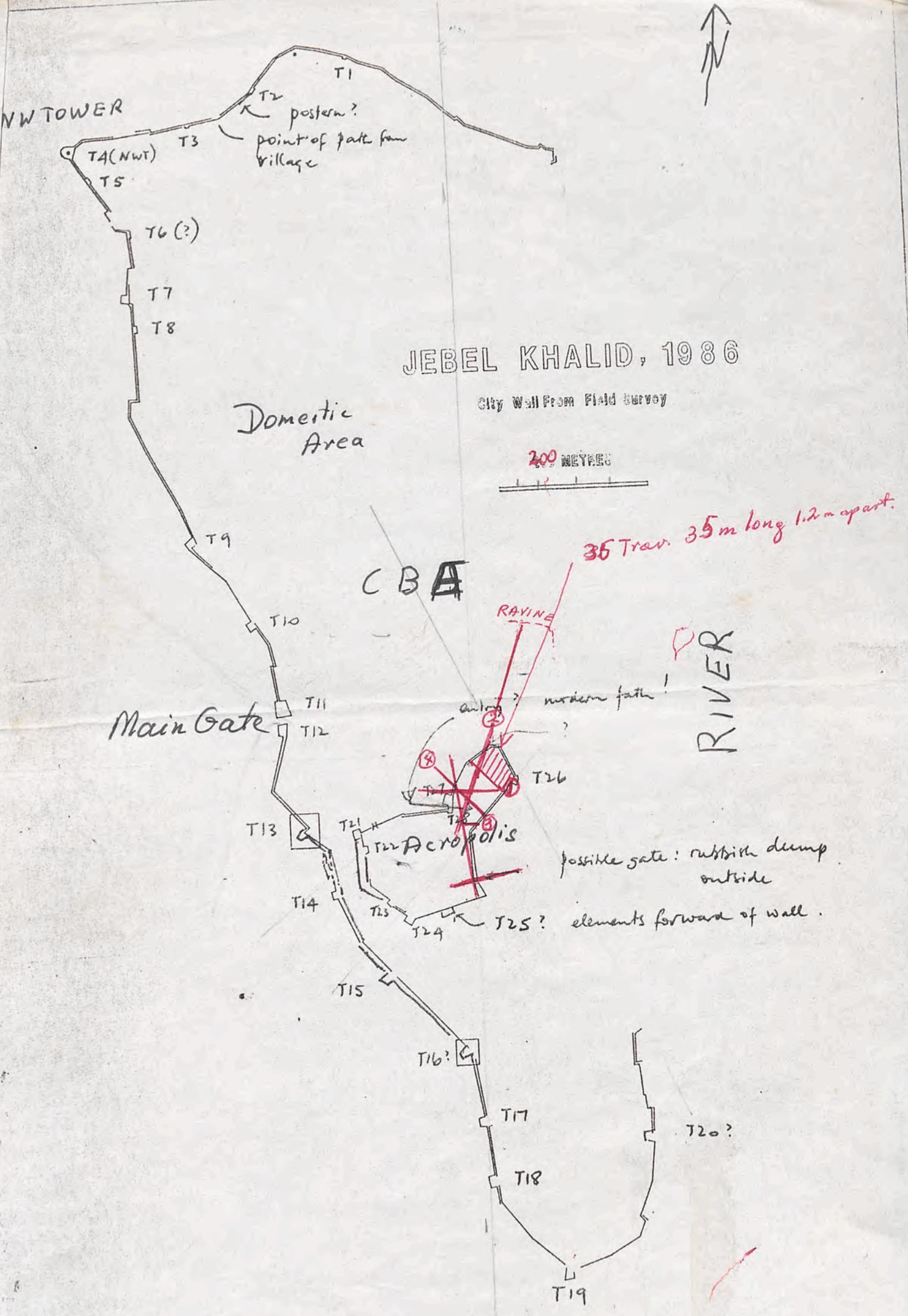
Film 2

- 24

20-24 T7 + Altar

25-7 Doorway in South wall of Room A

28



Introductory notes:

All rocks and soil are weakly magnetic as a consequence of presence in them of naturally-occurring magnetite. When such materials are heated they attain upon cooling a much higher magnetism (like clay objects in the kiln)

The detectability of the object with the magnetometer is the distance between the magnetometer and the object - and they ^{vary} inversely as the cube of this distance ($T = M/r^3$)

The next most important consideration is the amount of ferromagnetic material in the object in contrast with the surrounding material. The sedimentary rocks (like limestone of the Jebel Khalid) do not alter the magnetic anomaly. But when disturbed by the work of man can form its own magnetic body influencing the magnetometer.

Consider a bed of limestone dug 2400 years ago, the water penetrates into the disturbed bed breaks the rock and washes away light and soluble material (mostly calcium carbonate) leaving behind less soluble and heavier magnetite, also the wind removes grains of quartz and light products. This factor allowed to locate the outer wall at el-Qitar.

The next important factor is the remanent magnetization - In deposition by the current on in the precipitation the particles of iron are oriented in the direction of the existing magnetic field (which may be different from the present magnetic field. This rock produces its own magnetic field which influences the measured magnetic field. When for example the roof of the cave collapses, this field is distorted



by the random orientation of blocks of rocks changing the remanent magnetization from a horizontally oriented to randomly oriented, predominantly inclined of the previous field. Therefore crossing from a disturbed area to an untouched one on Jebel Khalid there is a marked decrease in the magnetic anomaly.

During the survey Geometrics model G856 was used. It is a proton ^{precession} magnetometer. A current is applied to a coil, this results in an orientation of the protons of the hydrogen atom. When the current is switched off the protons start to orient along the existing earth's magnetic. This movement generates a small current in the coil, the frequency of the current is proportional to the total magnetic intensity of the field. This frequency is measured to an accuracy of 0.1 nanoTesla, which in Jebel Khalid earth's magnetic field equals to 1 in 480000 parts. Unfortunately other factors influence the results and it is considered that the accuracy after all correction including the diurnal changes in the earth's magnetic field is no better than about 3 nanoTesla or 1 part in 16000. This makes a possibility to distinguish between robbed and undisturbed graves very doubtful.

Also the proton precession magnetometer sensor have to be carried some distance above the ground to avoid errors introduced in by the change in porosity and moisture content of the rock. For this instrument it is 2 m. This limits the detectability and changes the shape of the image produced from rectangular to oval.

Another difficulty with the instrument is that in the sun's glare at Jebel Khalid it is impossible

to read the value of the earth's magnetic field before it is stored in the computer memory. As no provision for any corrections is made in the programming of the ^{instrument} computer no final interpretation is possible before the use of ^{a desk} computer for interpretation in Canberra.

The interpretation should be considered as a preliminary and some minor changes probably will be made when all the corrections are applied to the data.

The Survey

The area of the survey has been divided into several sections and the results will be discussed according to these sections.

A The AkropolisB The Main GateC The Slopes of Jebel KhalidD The Central Building AreaE. The graves area.The "Main Gate" Area1) North of the Centre of "Main Gate."

Traverse 70 was taken along the road leading to the enclosure. The measurements may be affected by the excavations and by the heaps of spoil deposited in front of the gate. Along the traverse indicate that between the two arrows the road was cut into the bedrock (lower magnetic readings) and in both ends the level was lifted up.

Traverse 71 placed just north of the North tower shows the location of the ^(low magnetic) road, and the high magnetic anomaly indicates accumulation of debris on the steep west side of the road. It is possible that the slope was cut into the solid rock, or ~~was~~ reinforced by solid stone. The same characteristic is shown by traverses further North. Including the last traverse no 77. The difference of magnetic values over the road and over the fill to the West is proportional to the depth of the fill.

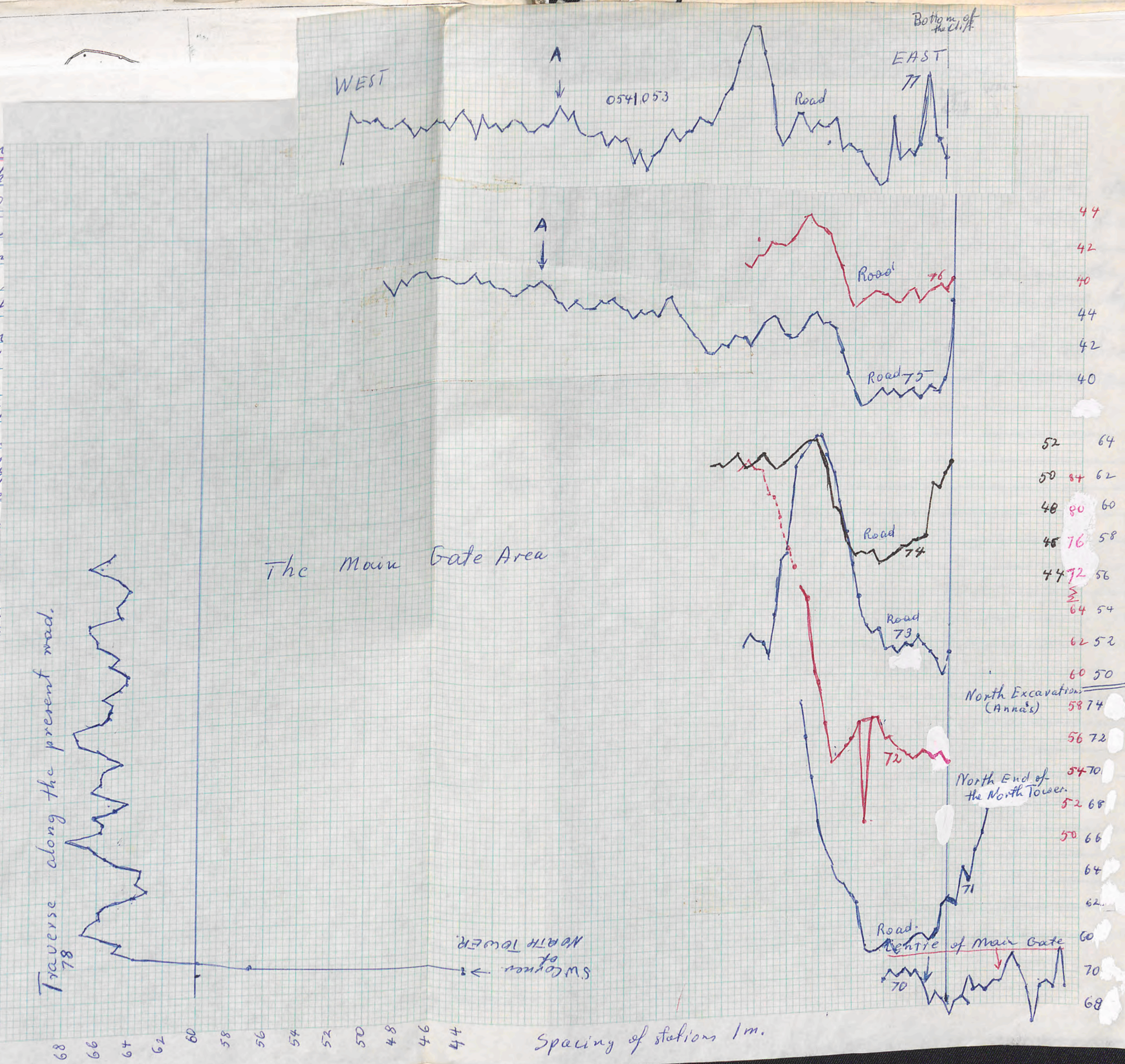
Traverse 78 along the present road indicates that the present road follows the old road. Shows the sections which were "cut down" (lower values) higher values sections can be considered as places of possible structures like a ditch (with a draw bridge?) drainage channel from behind the wall, a tunnel from inside, etc.

Traverses 75 and 77 indicate a common feature (marked A). At suggestion of Nick I examined several traverses at about 70 m away from the top of the wall. They may be the inner defence line (the outer defence about 200 m from the wall was not investigated). These magnetic features were also found on other traverses investigated and ~~found~~ further computer ^{here} interpretation may reveal some common aspects of magnetic anomalies.

The "Main" North of the Traverse 70 enclosure. excavation in front between A (lower m was lifted

Traverse 7. the local anomaly steep we was cut solid stone further N difference fall to the

Traverse 7 present re were "cut be consid (with a d wall, a to Traverses 7 At ridge 70 m our defence was not on other interpret anomaly



in Gate the gate. location of road, not when North of the traverses.

44	
42	
40	
44	
42	
40	
52	64
50	84 62
48	80 60
46	76 58
44	72 56
Σ	64 54
62	52
60	50
North Excavations (Annals)	
58	74
56	72
54	70
52	68
50	66
64	
62	
60	
70	
68	

Spacing of stations 1m.

The "Main Gate" Area

2) South of the Main Gate.

Three Traverses are located south of the Main Gate at distances \quad m from the centre of the gate.

The magnetic anomalies indicate accumulation of debris between the bottom of the cliff and the road, ~~not~~ therefore it is evident that the cliffs were higher when the walls were still standing.

The feature "A" as discussed in the section North of the centre of Main Gate is still shown on the traverses.

The Slope of Level 18.10

Magnetic traverses were placed as follows:
1) Two traverses were placed along the slope in the Northern part between the two T & T.

2) Two long traverses were placed near the Main Gate. Part of them indicate a gradient of a slope at the distance of 70 m from the top of the wall. These traverses are discussed in the section dealing with the Main Gate.

3) The traverse was placed in the Northern Area of the slope between traverses 1 & 2.

Traverse of the Northern End
The first traverse of the survey was run from the base where we left our camp going due east. The magnetic anomalies generally show a small crest at the end of level field when the slope changes at 4 m. This was recorded. The difference between the field used for grading the map and that used for for grading that the equivalent level was shown of magnetic anomalies and therefore the position of changes occurred. At the beginning of the level field there is some indication of a small slope which should be located about 200 m from the top of the wall. This location would be justified as the survey would show some indication to cross the survey which is followed by the present survey. It did not allow to find the support for this interpretation in other places as this would require a lot of time for magnetic work and topographical and the position of necessary markers at present stage of the excavation.



Traverses along the slope south of "Main Gate"
Stations spacing 1 m.

The Slope of Jebel Khaldun

Magnetic bearings were taken
1) from stations near the
in the Northern part between

2) five new stations were placed
All of them outside a given
ditch at the distance of 10 m
the north. These bearings are
section showing that the

3) The bearings were placed on the
The slope between them is
Traverse of the Northern End
The first traverse of the survey
when we left our camp and
the magnetic bearings were taken
at the end of the field and
of 4 more the bearings were
1/4 mile for every 100 yds
for getting that the general
of magnetic bearings and the
changes occurred. At the same
section there is a new section
which should be located about 200
m. This location would be just
west where more defences to was
followed by the present survey. I
had the support for this section
as this would confirm a lot of things
and topographical with the section
at present stage of the excavation.

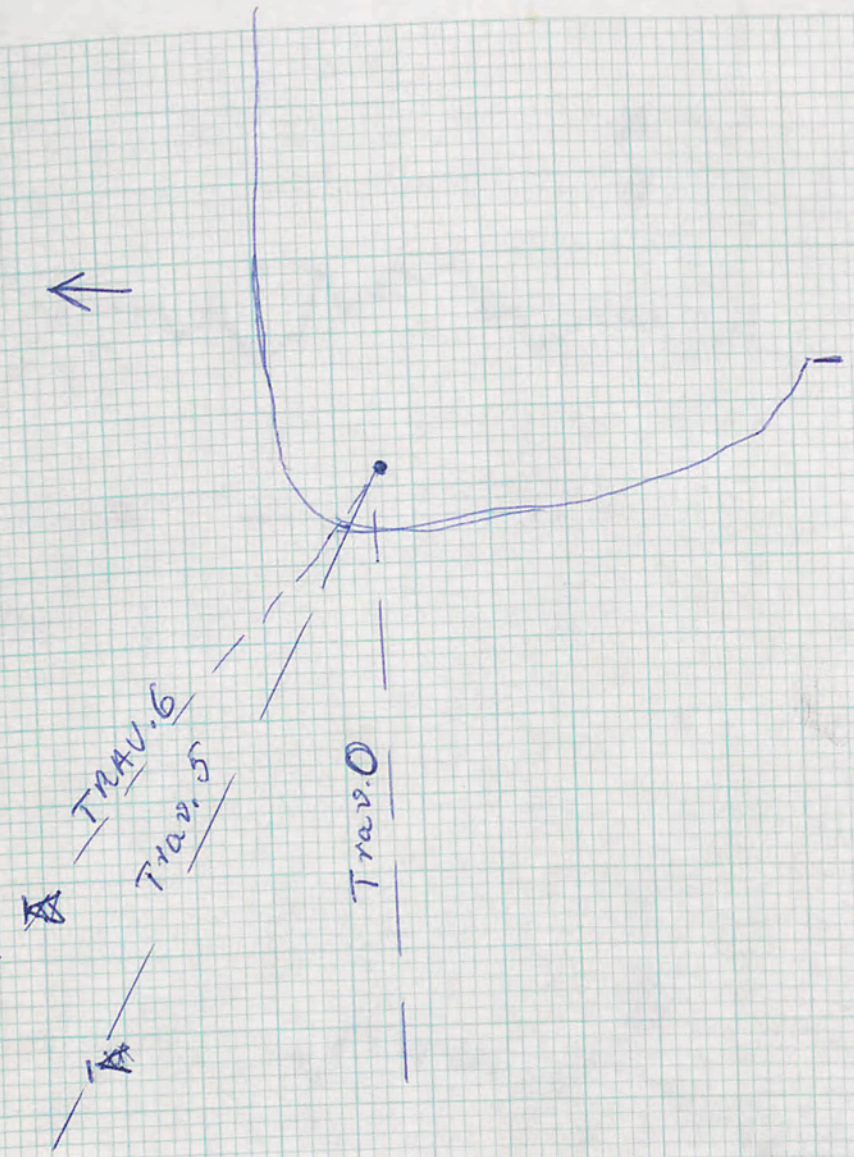
Line S11 - N15

Slope traverses NW Corner.


distance between traverses at the cliff.

0-1	10 m
1-2	11 m
2-3	21 m
3-4	12 m
4-5	11 m
5-6	28 m

Long shed




Trav. 6.




Trav. 5



Trav. 4



Trav. 3




Trav. 2



Trav. 1



Trav. 0



94

92

90

The Slopes of Jebel Khalid.

Magnetic traverses were placed:

1) ~~four~~^{five} traverses were placed along the slope in the Northern part between the tower T8 & T9.

2) five long traverses were placed near the Main Gate. All of them indicate a possibility of a defence ditch at the distance of 70 m from the top of the wall. These traverses are discussed in the section dealing with the Main Gate.

3) This traverse was placed in the Southern Area of the slope between towers 18 & 19.

Traverses at the Northern End.

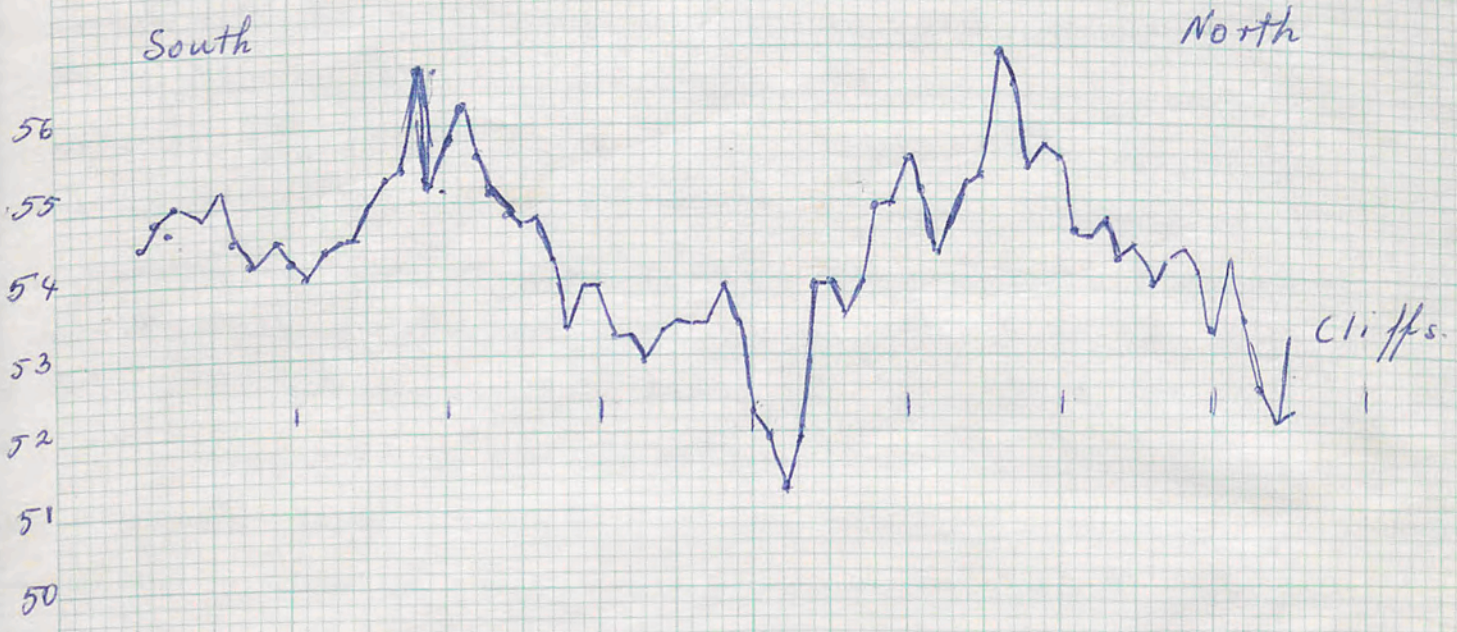
The first traverse of the survey was run from the place where we left our car, going due east. The changes in the magnetic ~~anomaly~~^{values} were generally small except at the end of plowed field where the biggest change of 4 nanotesla was recorded. The difference between the field used for growing the crop and that used only for grazing, that the agricultural land was cleared of medium size rocks and therefore the proportion of clay ^{in the soil} was increased. At the beginning of the plowed section there is some indication of outermost defences which should be located about 200 m from the top of the wall. This location would be justified as the enemy would have some difficulties to cross the ravine, which is followed by the present roadway. I did not attempt to find the support for this interpretation in other places, as this would consume a lot of time for magnetometer and topographical and the problem is of secondary importance at present stage of the excavation.

The next three traverses were shorter, care was taken ~~that~~^{that} a section possibly containing the 2nd defence line was included in the investigation. And thus all the four traverses include a possibility of a defence ditch 70 m away from the top of the wall.

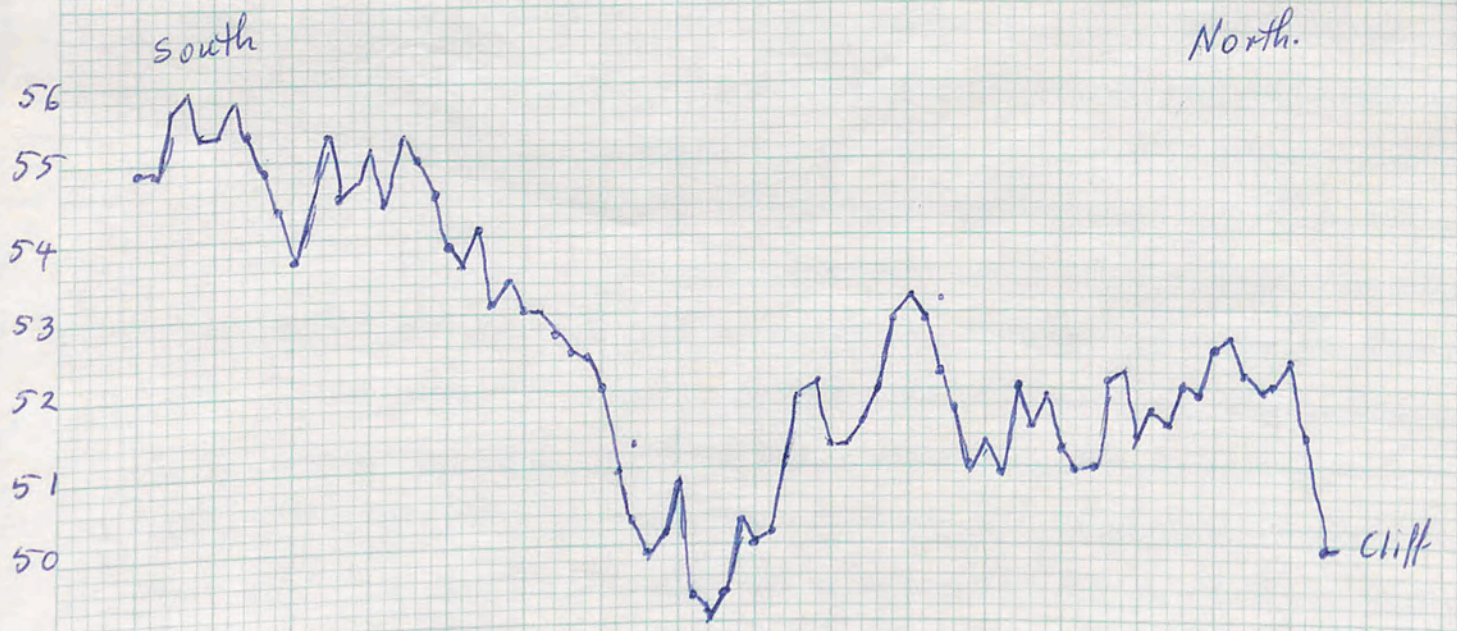
Traverses on the South end of the camp.

The two traverses are crossing a wide and shallow depression in the ground. It seems the depression is the result of the presence there of ~~the~~ major geological fault. The existence of a fault is evident as the bedding of rocks of Jebel Khalid is in a opposite direction as that of the mountain across the valley to the west. The magnetic anomaly suggests thinner overlayers at the bottom of the ~~wide~~ depression, but it would be removed by the flow of water.

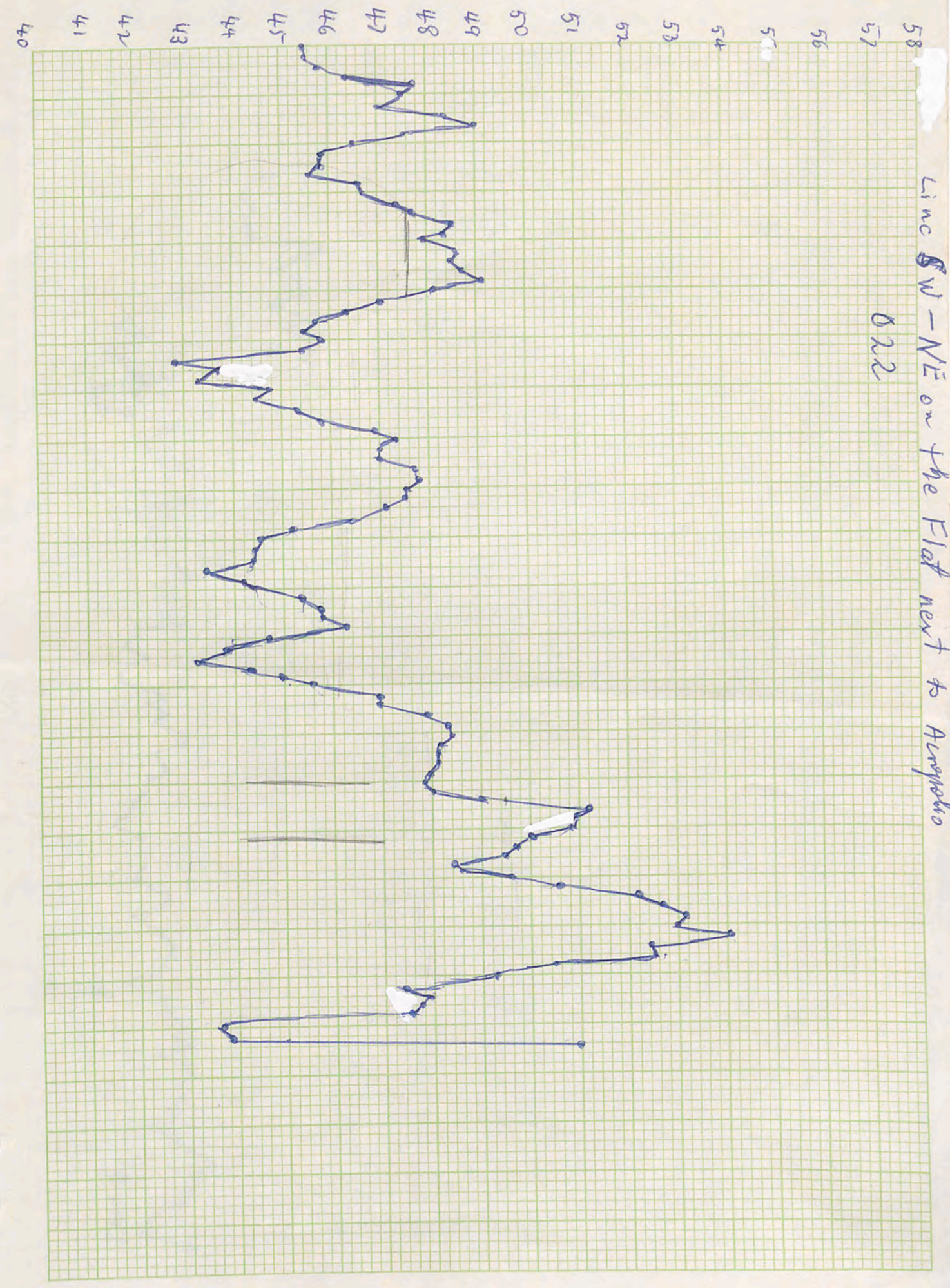
SOUTH END of the camp.
 down the slope between towers nos 18 & 19. below the
West Traverse. the cliff



East Traverse (10m from West.)




2mm Squares



Traverses in the South Area of Akropolis.

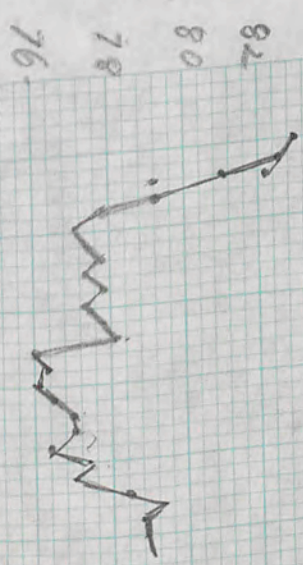
Traverse - AS1. from inside the walls down the slope to the cliff on the River.



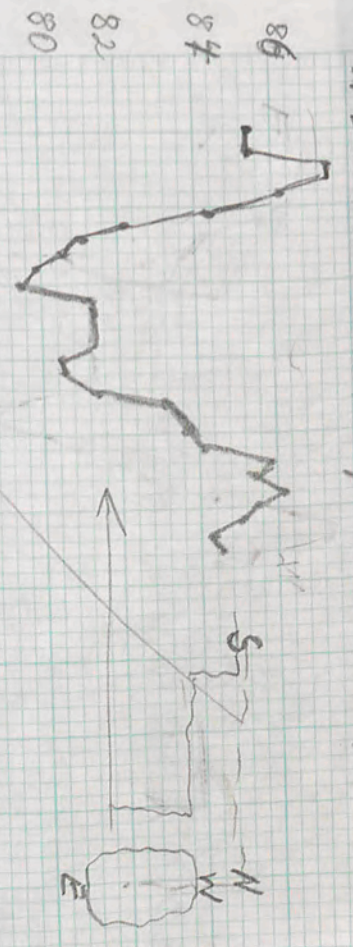
Traverse AS2 - Along East wall of the Akropolis area




Traverse over a nose with collapsed part.



WE Traverse over complete now collapsed zone.



SN TRAVERSE along the edge of collapsed zone.



Taking Acropolis Bench Mark (ABM) as point (0, 0)

2 Southern Acropolis Bench Mark (SBM) as (-54.7, 0) the others are:

Temporary Bench Mark (TBM) (30.3, -53.4)

N^o 1 (54.5, -129.4)

N^o 2 (88.3, -170.5)

N^o 3 (124.9, -132.1)

N^o 4 (130.6, -162.3) *

Peg 2 to TBM (using TBM → N^o 2 values) —

N^o 1 (54.4, -129.1)

N^o 3 (124.9, -132.2)

N^o 4 (131.4, -163.0) *

* N^o 4 does not agree within acceptable limits (± 0.2 m)

No mistakes are evident in the readings ∴ make the point mid-way between.


ie. N^o (131.0, -162.7)

Traverse	Bearing	α	Distance
A.B.M. to S.B.M.	0° 00' 00"	-6° 31' 40"	54.9
A.B.M. to T.B.M.	240° 23' 00"	-2° 23' 20"	61.4
T.B.M. to A.B.M. (check)	60° 23' 00"	+2° 33' 30"	61.4
T.B.M. to Peg 1	252° 20' 30"	-9° 00' 15"	77.8 ✓
to Peg 2	243° 40' 00"	-7° 49' 55"	130.7 ✓
to Peg 4	227° 20' 30"	-6° 53' 40"	148.1 ✓
to Peg 3	219° 45' 30"	-5° 36' 30"	123.1 ✓
Peg 2 to T.B.M. (check)	63° 40' 00"	+7° 45' 00"	129.8 Incorrect.
to Peg 1	50° 38' 15"	+7° 46' 00"	53.5
to Peg 4	170° 06' 10"	-1° 53' 05"	43.8
to Peg 3	133° 45' 15"	+4° 22' 30"	53.0





AK T3 [] ① 2/4/89

- 2 rim frags of extremely thick + coarse storage vessels, reddish colour.
- 1 body frag, pinkish interior, whitish exterior, incised lines part, thin shallow lines
- 1 frag. of cooking ware, black outside, body frag., thick, coarse ware
- 1 base frag. of handle, broken
- 1 small body frag of v. light red painted ware, with greyish blotches


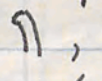

AK T1 [] ③ 2/4/89

- 1 small frag schinus, weak black outside, weak red inside, rim
- 1 " " " " , rim, weak orange colour, fine
- 1 amphora toe 
- 1 base frag, weak orange inside, smallish base
- 2 frags, body, whitish outside with small lines (wheel marks?)
- 1 buffy pink inside

AK T1 [] ① 2/4/89

- 1 rim large open vessel, outcurved 
- 1 broken handle, coarse ware
- 1 body frag, fine, red glaze
- 1 rim frag, narrow } vessel, unglazed
- 1 rim, Parthian green, coarse fabric , incurved bowl
- 2 body frags coarse ware cooking ware
- 1 large base, coarse ware 
- 1 body frag, weak black 

AK T5 [] ① 3/4/89

- 7 frags of fine 'Palace ware', dark reddish-brown glaze with thick buff fabric, including 1 rim 
- 1 extremely fine, rim frag, ? ap , 'Palace ware'
- 5 frags of greenish coarse ware (some joining) with incised wavy lines 
- 1 rim with pie crust/rope decoration at rim
- Some frags. join.

2/4/89 Workman.

- ✓ Yahije *
- ✓ Aziz *
- ✓ Moussa *
- ✓ Jam'a Ahmed *
- ✓ Mthahy *
- ✓ Halid ^MMoussa *
- ✓ Abd Nasser *
- ✓ Muhammad Al Ahmed *
- ✓ Mahment Al Ahmed *
- ✓ Hanran Hussein *

- ✓ Haja Tolouli *
- ✓ Hadja Yahije *
- ✓ Sabah *
- ✓ Smale *
- ✓ Haja Mouna *
- ✓ Hadlie Mahmoud *
- ✓ Amira Muhammad *
- ✓ Nazihah *
- ✓ Aziza Saloom *
- ✓ Haja ~~Amira~~ ~~Moussa~~

~~Additional~~ additional people 3/4/89

3/4/89

- Alowe *
- Mahmoud Id *
- Shamsa Ahmed *

- Futre Asale *
- Hadija Ali *
- Fatim Muhammad *
- ~~Hadija~~

4/4/89 *

Faran Hassan *

* Shamsa al Hassan

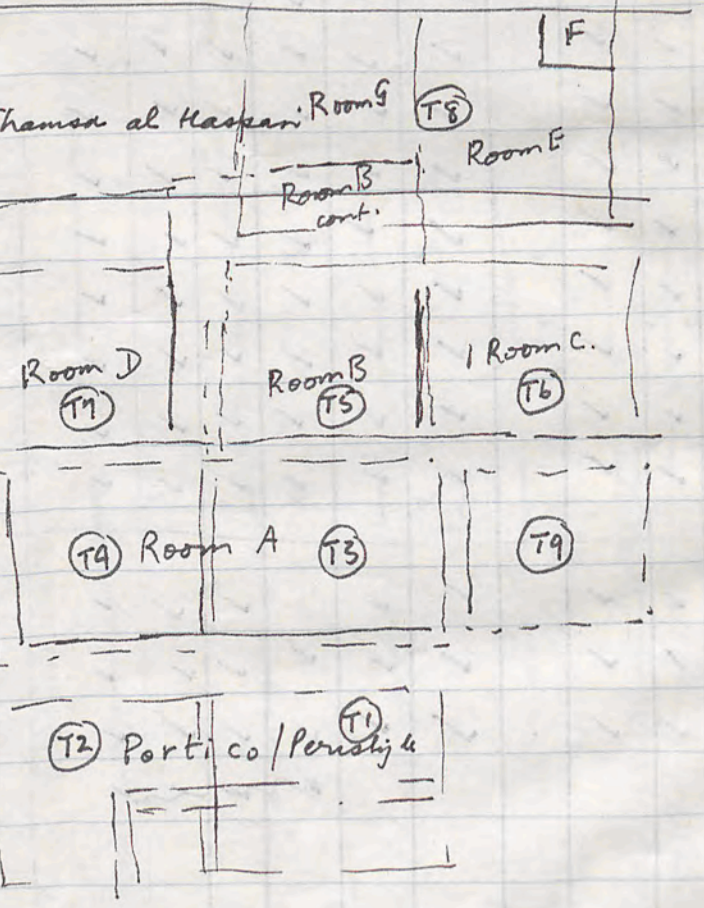
5/5/89

13x50 = 650

12x50 = 600

11x50 = 550

4x50 = 200



27/5/89

15x50 = 750

D. J. Connor Classical the University
of Melbourne. Parkville Vic
Australia 3052

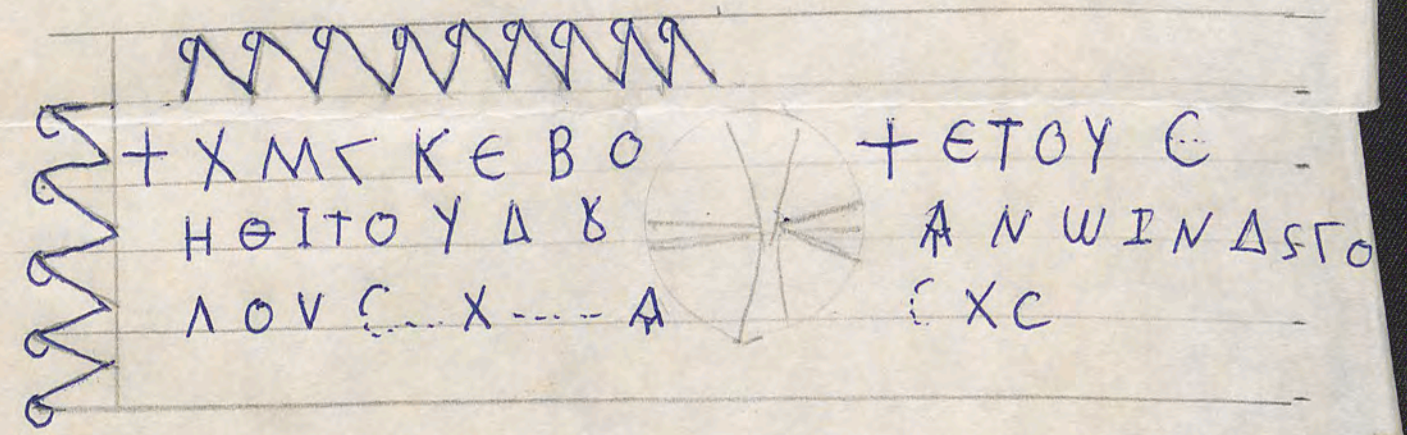
Hama Museum
Hama
Syria

Dear Peter.

I wish you and your family are in good health.

I had discovered a basalt stone has inscriptions. would you please to translate it, to English finally, I wish you all the best.

Yours, sincerely
Radi Ufidi



Dear Peter
I hope you are well
I have not heard from you for some time
I am well at present
I have not much news to write
I am well at present
I have not much news to write

I wish you and your family are in good
health.

I had thought you had accepted
would you please to transfer it to England
I wish you off the best

Yours sincerely
Ruth Clark

14-7-84

XXXXXXXXXX
+ X M T K E B O
H E I T O Y A R
V O V C X - A

+ E T O Y C
A N W I N A
X C

