

J-K
Acropolis
1989
T.M.C.

T.1, T.8.
T.6.
1989

Acropolis
1989 T.M.C.

Universal Account Book

SERIES 110: MADE IN AUSTRALIA
FEINT

coin: p.8, }
T8: 19.5.89 }

N.B. has analysis of plaster
Stamped handle T8 10.5.89.
Column drums 10.5.89.



FEINT

2/7/89

AK. T.1

①
③

Clearant debris collected since '88 season.

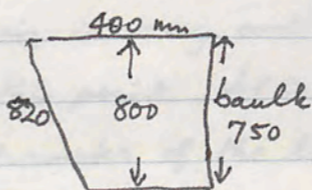
Triglyph in NE corner (v. decayed) sits on 24cm. of wind-blown soil on floor (no sign of guttae)

Have called the cleaning operation locus [1] and the pottery from throughout the trench bag ①

① ①

Many pieces of stone have been broken over the writer including the decayed piece with guttae and the triglyph in the NW corner which had been tipped off its stand of earth.

In the S.E. corner a channel appears to be emergently cut out of the bedrock: it is shallow but may be of some significance



and it is 130 mm deep.

We are also cleaning out the sample pit adjacent to the stylobate. There appears to be rubble fill between the pit & the south bault. It is conceivable that there was some drainage system towards the eastern. It is without any significant pottery. A circular depression has been cut

37-38cm diameter + in depth 5cm. in this channel area. Perhaps

if there was a courtyard garden this was for standing a garden pot in. The surface around it has been levelled quite purposefully despite the fact that the pit shows that it was rubble-filled

A length of iron ? nail becomes artefact ① bag ② locus [1]

① ③ ①


In the triglyph in the NW corner there is on the back apparently

a clamping hole $\begin{matrix} 15cm \\ \swarrow \\ 24cm \\ \searrow \\ 57.5cm \end{matrix}$ 4 75cm wide hole roughly circular

The other dimensions were taken last season.

We are clearing underneath the large stones sitting on earth but going to leave the triglyph in the NE corner still on earth. Little new information has been gained but we have been able to measure elements previously under earth.

In a roofing block in the NW area the beam socket measured (very approximately) $\begin{matrix} 18cm \\ \swarrow \\ 17cm \\ \searrow \\ 9cm \end{matrix}$. The block is rather decayed



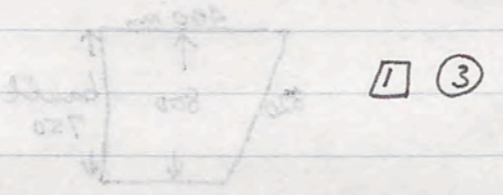
So its other measurements are hard to obtain

What has emerged across the trench near the pit is a very decayed piece of the roof moulding + guttering - very shattered altogether. The length of the surviving piece is in breadth (at the highest surviving end) is 50cm. and length 98cm. The monolithic column length has been stood upright. There is a dowel hole at either end indicating that it didn't belong to a single-piece column but may possibly had fluted elements above. A small piece of fluting was found with the in-fill adjacent.

In the SW corner of the trench we are cutting through the soft soil: there is a small amount of pottery emerging which could predate the building as it is associated with the in-fill - but, again, it may well just have been trampled into the soft soil at this point. It is now being bagged separately as [1] (3).

The diameter of the length of column is 55cm. (so far as measurable). 1m 13cm in height.

The trench was swept + photographed.



[Faint, mostly illegible handwritten notes on the left page, including the words 'Trench', 'column', and 'pottery']

[Faint, mostly illegible handwritten notes on the left page, including the words 'trench', 'column', 'pottery', and 'dowel hole']

What has emerged across the trench near the pit is a very large
 piece of the roof masonry & guttering - very shallow & irregular
 The length of the masonry piece is in excess of 100 cm
 approximately 200 cm, and height 80 cm. The masonry is
 rough, has been above ground. There is a small hole at one end
 indicating that it didn't belong to a single-piece column, but
 was probably built from several. A small piece of flint
 was found with the masonry fragment.

In the SW corner of the trench we are cutting through the
 masonry wall: there is a small amount of pottery on the surface
 which makes the building as it is possible that this is a
 but again, it may well have been brought into the site
 and at this point, this has been being dug up separately as 113

The remains of the length of column is 210 cm (20 for as
 measured). 1.15 m in height.

The trench was swept & photographed.

AK. T3 2/4/89

Very little to do but sweep & clean up.
 Pottery collected is bag 1 locus 1
 Otherwise trench revealed nothing new.

113

114

115

116

117

118

119

120

121

122

123

124

125

126

127

128

129

130

131

132

133

134

135

136

137

138

139

140

141

142

143

144

145

146

147

148

149

150

151

152

153

154

155

156

157

158

159

160

161

162

163

164

165

166

167

168

169

170

171

172

173

174

175

176

177

178

179

180

181

182

183

184

185

186

187

188

189

190

191

192

193

194

195

196

197

198

199

200

201

202

203

204

205

206

207

208

209

210

211

212

213

214

215

216

217

218

219

220

221

222

223

224

225

226

227

228

229

230

231

232

233

234

235

236

237

238

239

240

241

242

243

244

245

246

247

248

249

250

251

252

253

254

255

256

257

258

259

260

261

262

263

264

265

266

267

268

269

270

271

272

273

274

275

276

277

278

279

280

281

282

283

284

285

286

287

288

289

290

291

292

293

294

295

296

297

298

299

300

301

302

303

304

305

306

307

308

309

310

311

312

313

314

315

316

317

318

319

320

321

322

323

324

325

326

327

328

329

330

331

332

333

334

335

336

337

338

339

340

341

342

343

344

345

346

347

348

349

350

351

352

353

354

355

356

357

358

359

360

361

362

363

364

365

366

367

368

369

370

371

372

373

374

375

376

377

378

379

380

381

382

383

384

385

386

387

388

389

390

391

392

393

394

395

396

397

398

399

400

401

402

403

404

405

406

407

408

409

410

411

412

413

414

415

416

417

418

419

420

421

422

423

424

425

426

427

428

429

430

431

432

433

434

435

436

437

438

439

440

441

442

443

444

445

446

447

448

449

450

451

452

453

454

455

456

457

458

459

460

461

462

463

464

465

466

467

468

469

470

471

472

473

474

475

476

477

478

479

480

481

482

483

484

485

486

487

488

489

490

491

492

493

494

495

496

497

498

499

500

501

502

503

504

505

506

507

508

509

510

511

512

513

514

515

516

517

518

519

520

521

522

523

524

525

526

527

528

529

530

531

532

533

534

535

536

537

538

539

540

541

542

543

544

545

546

547

548

549

550

551

552

553

554

555

556

557

558

559

560

561

562

563

564

565

566

567

568

569

570

571

572

573

574

575

576

577

578

579

580

581

582

583

584

585

586

587

588

589

590

591

592

593

594

595

596

597

598

599

600

601

602

603

604

605

606

607

608

609

610

611

612

613

614

615

616

617

618

619

620

621

622

623

624

625

626

627

628

629

630

631

632

633

634

635

636

637

638

639

640

641

642

643

644

645

646

647

648

649

650

651

652

653

654

655

656

657

658

659

660

661

662

663

664

665

666

667

668

669

670

671

672

673

674

675

676

677

678

679

680

681

682

683

684

685

686

687

688

689

690

691

692

693

694

695

696

697

698

699

700

701

702

703

704

705

706

707

708

709

710

711

712

713

714

715

716

717

718

719

720

721

722

723

724

725

726

727

728

729

730

731

732

733

734

735

736

737

738

739

740

741

742

743

744

745

746

747

748

749

750

751

752

753

754

755

756

757

758

759

760

761

762

763

764

765

766

767

768

769

770

771

772

773

774

775

776

777

778

779

780

781

782

783

784

785

786

787

788

789

790

791

792

793

794

795

796

797

798

799

800

801

802

803

804

805

806

807

808

809

810

811

812

813

814

815

816

817

818

819

820

821

822

823

824

825

826

827

828

829

830

831

832

833

834

835

836

837

838

839

840

841

842

843

844

845

846

847

848

849

850

851

852

853

854

855

856

857

858

859

860

861

862

863

864

865

866

867

868

869

870

871

872

873

874

875

876

877

878

879

880

881

882

883

884

885

886

887

888

889

890

891

892

893

894

895

896

897

898

899

900

901

902

903

904

905

906

907

908

909

910

911

912

913

914

915

916

917

918

919

920

921

922

923

924

925

926

927

928

929

930

931

932

933

934

935

936

937

938

939

940

941

942

943

944

945

946

947

948

949

950

951

952

953

954

955

956

957

958

959

960

961

962

963

964

965

966

967

968

969

970

971

972

973

974

975

976

977

978

979

980

981

982

983

984

985

986

987

988

989

990

991

992

993

994

995

996

997

998

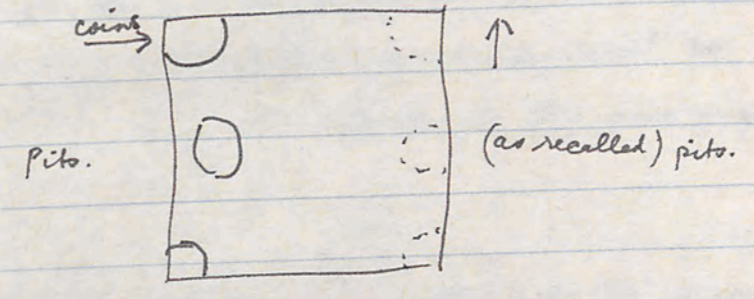
999

1000

3/4/89 T.5 Clearance

There won't be much to do but to clear the floor of debris and to clean out properly the storage pits. Pottery collected will be locus [1] bag ①. The storage pit in the NW corner was cleared producing bone samples as well as a coin

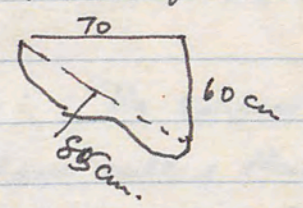
89.031 at the bottom of the pit becoming [1] ② [1]. Soil in the pit ^{Partix} is a v. dark brown fine + friable: there is a great deal of bone.



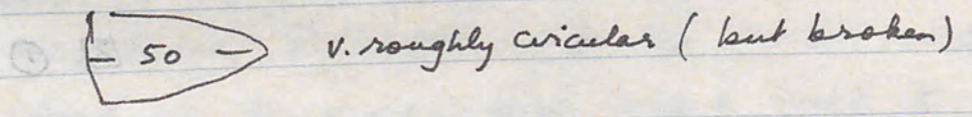
A piece of crude iron ('iron bloom') was also found in the NW corner pit + bagged as [1] ③ [1]. A second coin becomes

89.029 [1] ③ [1] found also at the base of the pit. A very light medallion like object, made of pottery, circular lines, was boxed as [1] ③ [1], also from the storage pit. In the NE corner a further small pit was cleared in the floor but produced little material.

Measurements of N.W. storage pit, roughly 75cm from back to front, 70cm. across; In NE corner



in Centre West Bank



A piece of slag from NE pit became [1] ④ [1]

A piece of plaster from storage room in T5 (with finer finish) becomes [1] ⑤ [1]

[1] ①

[1] ② [1]

[1] ③ [1]

[1] ③ [1]

[1] ④ [1]

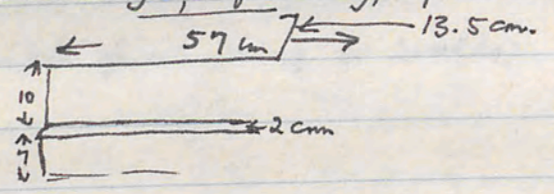
ACE
ACE
ACE

3/4/89 T6

Work was started on a 5m sq. trench directly adjacent to T5 making it in effect a 10m x 5m trench. This will be directly over the room which produced wall-painting last year. To-day will be spent clearing the topsoil + the first pick run. This will be locus [1] bag ①. There is an horde of workmen to-day (25) in no. The second pick-run is now being started just below the root level of the surface grass. I'll continue to call this locus [1] with the same fine ^{medium} light brown dusty soil as the surface. Very little in the way of surface finds so far emerging.

4/4/89

Continued working cutting through the first six inches of soil + clearing around + removing surface stones. Slow going but apart from nondescript pottery + the occasional roof-tile pieces one's impression is of in-fill soil getting a little less brown than yesterday. A fine worked piece has come to the surface with a neatly curved edge, of this type, but in measurement it



was overall, but broken at one end, becoming T6 1. The surface pottery is being collected in bag ① and I have called this new pick run locus [2]. A further worked-surface stone has come up, the worked face being in length 35cm, + height 14cm. + from front to back of stone at longest point 30cm. This becomes T6 2.

In the west bank centre a collapse has occurred. We'll have to give this a separate locus number as unstratified tumble. but it will basically be from the same unstratified level of tumble + fill. A bag of loose wall-painting fragments, white, black, + red with raised edge becomes [2] ② ①. An amphora handle, no stamp visible, becomes [2] ③ ②, coming up in the NE corner at the second pick level. A bevelled? stopper top (black outside / brown inside) becomes [2] ④ ③. I've also bagged a plaster sample from T5

T6 1.

[2] ①

T6 2

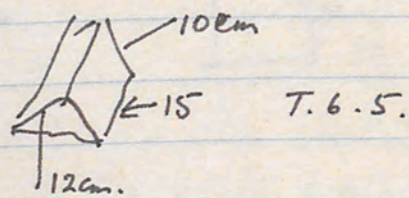
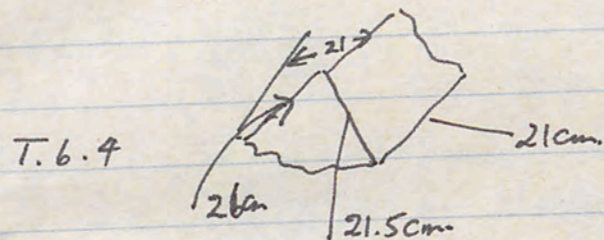
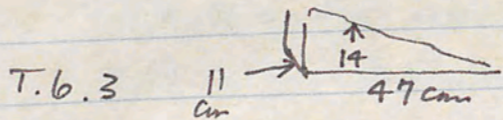
[2] ② ①

[2] ③ ②

[2] ④ ③

T6 4/4/89

Some smallish dressed stones (all fragmentary) have emerged.



I'll all the pottery, still from the same locus (2) bag (5), second bag of the day. Small frags. of plaster emerging (red with white stripe) becomes (2) (6) (4). Worked roof-pieces are beginning to emerge + dressed blocks, possibly from walls. Fragments of roof tile all starting to come up which have been placed on the roof tile pile.

The trench is becoming difficult as we are getting to the level of heavy tumble from roof & walls.

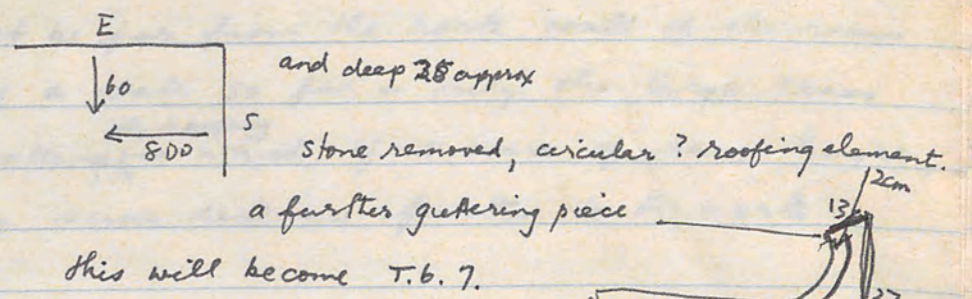
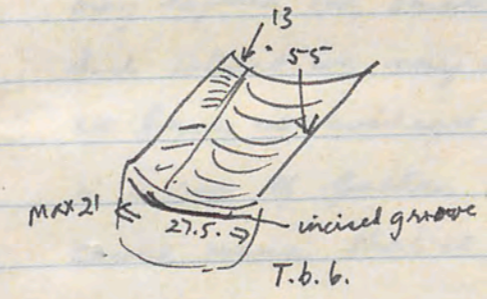
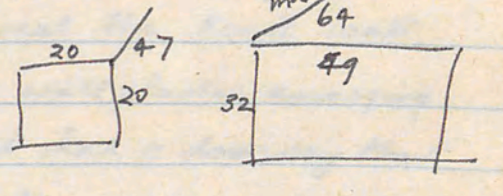
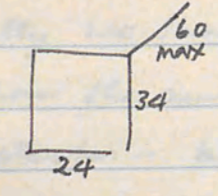
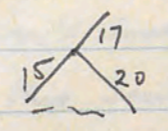
(2) (5)

(2) (6) (4)

T6 5/4/89

Scraping among the stones to-day: slow going but it needs to be done. After cleaning down as far as we can go + photographing we'll have to start the business of removal. Wall plaster has started to come up - black / white so far - in

Small pieces. Big stones



I will call the pottery from this debris level scraped around the stones as locus [3] bag 1. The wall painting in the S.E. sector will be bagged separately. Roof tiles are being dumped on the tile pile. White plaster is coming up in some quantity in the SE corner. I will call this area in SE as locus [4] and in the SW as locus [5] and in the N.W. area locus [6]. In the NE corner coarse backing plaster, v. hard + white, is coming up in the fill (gypsum?) I'll call this locus [7] + bag a few samples. It is similar to the TS material. A piece of very fine Parthian (light) blue with incised line, rim frag., is bagged as locus [6] 6 1. A piece of block has emerged towards the floor with what appears to be white plaster in situ: photographed. A column collapsed in the NE bank has emerged, drums still linked together. Further painting in the SW corner is locus [8] bag 7. There will be second bag from the N + S.W. areas of plaster. 2 pieces of coarse vesicular basalt have been bagged as [6] 8 coming from the centre of the trench. An iron ring in the NW area becomes [6] 9 2 + an unidentified black object. Further bag of pottery is [6] 10. [6] 11 basically plaster from NW area. Near the column in the NE corner brittle white plaster has come up. I've taken a sample as [6] 12. Bone is [6] 12. Final bag of pottery is [6] 13, of plaster [6] 15. [6] 14 3 alexandrian frag. from final pottery

- [3] 1 pottery.
- [4] 2
- [5] 3
- [6] 4
- [7] 5
- [6] 6 1
- [6] 7
- [6] 8




[6] 9 2

[6] 10

[6] 11

[6] 12

We have started to hit the floor + whilst the trench has very large building elements the general interpretation is becoming clear. We are only, it would appear, in the quarter of a very large room with (perhaps) a central pillar (column) but only excavation of the surrounding area will tell. We will have to start removing the large blocks to-morrow + eventually we should reveal the south wall. It doesn't look - so far - from the amount of wall plaster emerging that this south wall had plaster - but if it had a doorway that may explain the small amount coming up in the southern bank area. And whilst we may not be far from the north wall of the room we have no evidence of a wall so far - only the large stones in a row of fallen walling ^{or roofing} - which, if it were of some height, could mean that it is some distance further to the north.



clearance W [7] ①

S. bank area [8] ②

column [9] ③

[10] ④

[7] ⑤ ①

[8] ⑥ ②

[8] ⑦ ③

[9] ⑧ plaster

[7] ⑫ ④

6/4/89

AKT6

We're going to clear the south bank area of fill. I'll call this locus [7] + pottery ①. We'll clear it to the floor + then try to locate the wall which I presume is in the south bank or close to it. This will have to have a new locus [5] and in the NE corner by the column wall painting is coming up near the floor. This will be locus [9] + pottery bag ③ I've bagged separately a piece with red + white? drawing (plaster). We've not yet reached the floor near the column but what appears to be coming up is the lintel stone / carved over a doorway in the S. bank near the centre of the S. bank. A big piece of plaster with v. thick backing has come up (red on black) which I've boxed separately, from the clearance of the west wall. In the NE column corner there appears to be rich brown soil just above the floor as if something has rotted + above it a large panel of plaster attached to thick backing several cm. thick. The plaster, in panelling, appears to be monochrome. In the centre of the S end of the trench above the door lintel is large piece of plaster - black panelling with white in the lower register - has come up as a shattered piece. This will become locus [10] bag ④. A small piece of Parthian green from the S bank on the floor I've bagged as locus [7] bag ⑤ ①. From area [10] I've bagged with the sample box a piece of white with black dripping * A nail from area [8] becomes ⑥ ②, and 2 more [8] ⑦ ③ * as well as a strange piece with hatching (white)

[9] ⑧ plaster S bank.

[8] ⑨ plaster W. end

[7] ⑩ plaster clearance

Box of W. bank plaster samples [7] ⑪

+ lamp nozzle from clearance is [7] ⑫ ④

AK. T6. 2/4/89

Clearing towards S baulk along its length. And then also in the NE corner (Allowe). Plaster coming up continuously. Have called NE corner locus 10 and S baulk 11. A loaf grinder from the NE corner becomes 10 1 1. There is much coming up in the S. area of plaster. We'll clear to the wall which is emerging - though dangerously. There is much plaster in large broken slabs - black, white, ochre in broken panels. They can't be kept intact. Pottery becomes 10 14 in NE + 11 15 in S baulk. Piece of copper from NE corner becomes 10 16 2, Nails from SW floor becomes 17 17 3. A piece of black glaze magarian bowl from the floor, mid S baulk becomes 11 18 4. The going is slow but we appear to have a threshold emerging in the middle of the S. baulk. We have had to start breaking up the large roofing + wall elements. We have removed the broken (in two) roofing piece from the NE corner. A lamp frag. from area 11 near the W baulk has been bagged as 11 19 5. It'll take the rest of the day to clear to the S baulk. It looks as if the wall is all but lost save for a couple of low courses. We've had to move the door lintel in order to get clear for the baulk clearance. Very dark soil is underneath the fallen pieces which lie on the floor. Different from the general light brown dust of the trench.

11 20 is plaster - white / dark red from NE corner
I'll call mid-trench in S baulk locus 12 + pottery becomes 21 + locus 13 well bag 22

Platter from mid-S = 12 23
" " SE baulk 13 24 plaster

From area 13 came nail 25 6:

Area 14 is in NW baulk: pottery bag 26
11 by baulk W, plaster 27

If the floor was once paved, then the paving blocks were removed before the building collapsed, as the lintel was lying right on the present floor level.

NE 10
S 11
grinder 10 1 1

pottery 10 14
pottery 11 15

10 16 2
11 17 3
11 18 4
11 19 5

11 20
mid-S 12 21
SE baulk 13 22
12 23 plaster
13 24 plaster
14 26

AK T6 9/4/89

To-day we're clearing towards the N. bank.

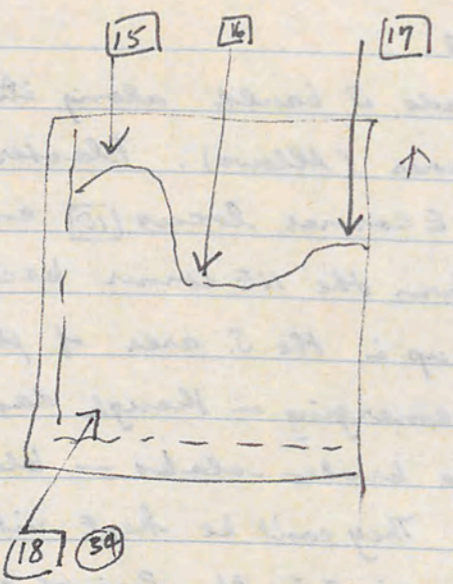
Locus [15] in the NW bank

Locus [16] in the Centre

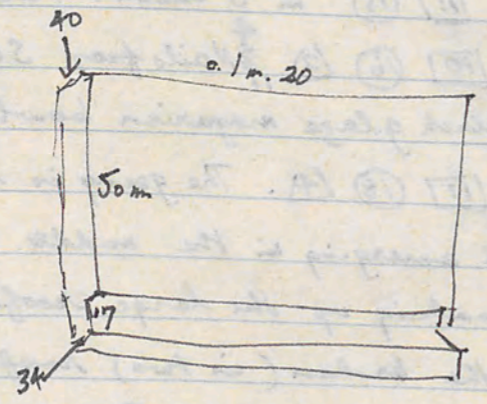
Locus [17] in the NE bank.

The going is very slow as the trench is full of very large blocks which I'm reluctant to break up yet. Not nearly so much plaster should come up as we get more into the centre of the room. I've very puzzled about the threshold area - a door with columns + pilasters? We had to shift (+ it shattered in two) what looks to have been a ceiling block. Have taken its rough dimensions. Going is slow amongst the large stones. Nail from the floor of area [17] becomes [17] (30) (6), shells from [15] becomes [15] (31) (7). We're also clearing a bit in the SW corner along the bank. ~~Another~~ ^{Two} nails from area [16] becomes [16] (32) (8). We'll have to clear the dirt among the stones + draw them this afternoon. The pottery from near the pilaster will become area [18] (24) in SW corner. There is no doubt the area was roofed. Roof-tiles (in frag!) heap on appearing. There is also an unusual amount of nails & hard concrete-like aggregate, suggesting this came from the ceiling. It is in the centre of the room + to the NE corner. To-morrow we'll have to measure + locate the stones before they're shifted as they are likely to break and their position should indicate how the wall fell + was constructed.

Despite the roof-tile pile there isn't sufficient for roofing the whole area - indicating that whole tiles were probably removed when the site was abandoned.



Later drawing taken.



- [15] (31) (7) - NW
- [16] (32) (8)
- [17] (30) (6)
- [17] (33) (6)
- [15] (31) (7)
- [16] (32) (8)
- [18] (34)
- [16] (35) plaster

AK 76 10/4/89

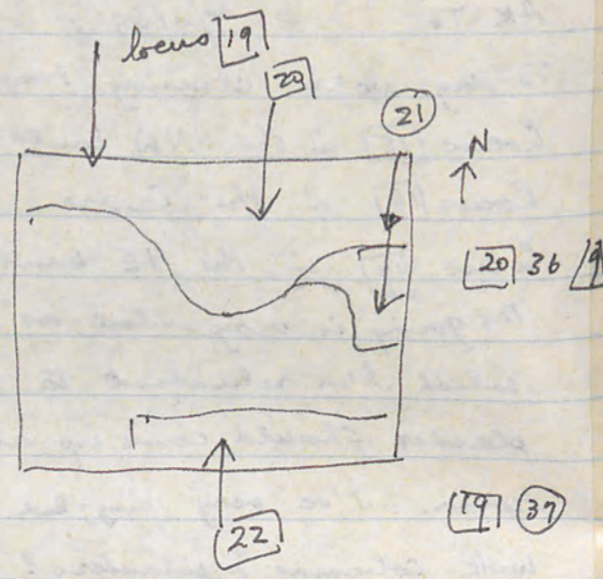
Measuring top section of stones before we do any digging.

Work starts after 9am breakfast, bag no. starts at (36)

Nail from area (20) becomes (36) 4

A piece of black plaster coming from (19) I've bagged separately: it has white wavy line: ? marbling. (19) (37), plus pieces with line markings?

Plaster continues to come up in the north end of the trench.



(19) (37)

(19) (39)

(19) (40)

(19) (38) pottery NW

(20) (39) pottery Centre N

(20) (40) pottery E Centre

A large collection of bones to-day came up from the foundation trench at the doorway in the S.

5 nails from area (20) become (19) (40) (10)

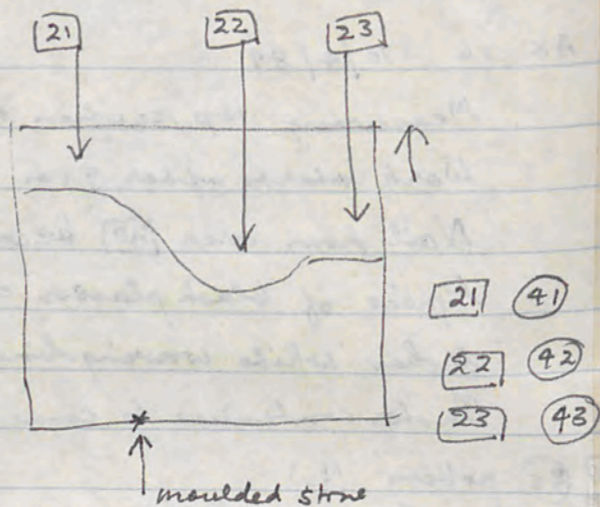
The foundation trench of the threshold appears to be devoid of material, packed with limestone chippings

(19) (41) } plaster for the day
(20) (42)

A difficult day's work, slow going among the large architectural pieces I'm trying to save + not smash up. But two more days should see the trench clear + a proper cleaning of the doorway.

There were clearly two pillars (engaged?) at either side of the doorway but the function of the extreme corners of the trench on the S bank line remain a puzzle.

Do the nails suggest that there were timber roof-beams - removed on abandonment? The nails have all been found on the floor.



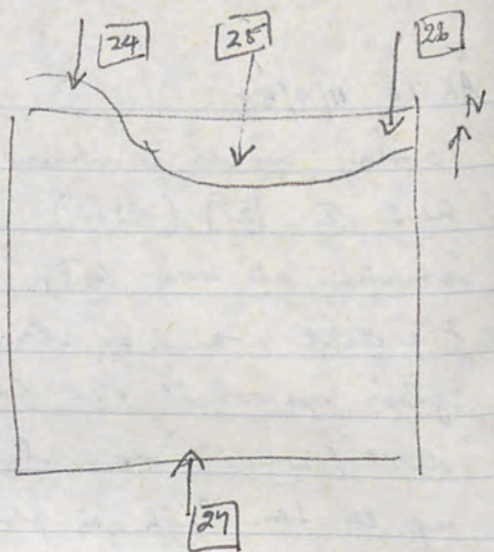
23 44 10
21 45

22 46 spiral

22/23 47 planks

AK T6 11/4/89

To-day we'll continue to clear the trench calling loci from W to E [21] (NW) [22] centre N + [23] (NE) starting at bag (41). We should get through a good deal of the dirt which is largely fill of windblown dust on the floor on which the fallen(?) roof masonry has collapsed. The dirt (which has little in it beside blatt / plaster) is up to 1m. high in places, elsewhere 0.5 of a metre. A large piece of black plaster with white tendrils + dashes of red has come up in [22]. I'll bag this separately (spiral tendrils & 2) along with another small piece. There also appear to be thick white lines, shaped for figurative drawing (plants?). We have to break up some of the shattered stones that we measured yesterday in order to clear the trench for work. In the S baulk a piece of ? cornice moulded stone has emerged in the fill: Apparently fallen from above. The cement render appears now to be clearly from the roof: it is still attached to some of the stone 'beams'. A large 'mammary toe' has also come up in area [23], along with the render. A piece of black glass from area [23] becomes [23] (44) (10). In [21] further plaster is emerging: pink; red; + ochre marbled with white, red + black; black. One shovel full becomes [21] (45). A column drum has come up in the baulk (? not in situ) in the NW corner. The render on the narrow face of the ? roofing blocks (photo) suggests that it was used to bond the roofing elements. With the spiral plaster I'll also bag a piece of thick terre pisée. I've combined the plaster from [22] + [23] to make bag (49) of plaster. Dark soil between the rocks of [22/23] is being removed. Otherwise the whole trench seems full of light wind-blown dust. The wind + dust are terrible. 2 Nails from [22] becomes [22] (48) (11). A bronze (or copper?) blade becomes [22] (49) (12). A piece of ribbed dark glass becomes [23] (50) (13), from NE corner floor. The column drum in the NW baulk is roughly chiselled as if to take plaster. A great deal of plaster has come up in this corner but I'm doubtful that any is curved for such a column.



[25] (51) 14

[26] (52) 15

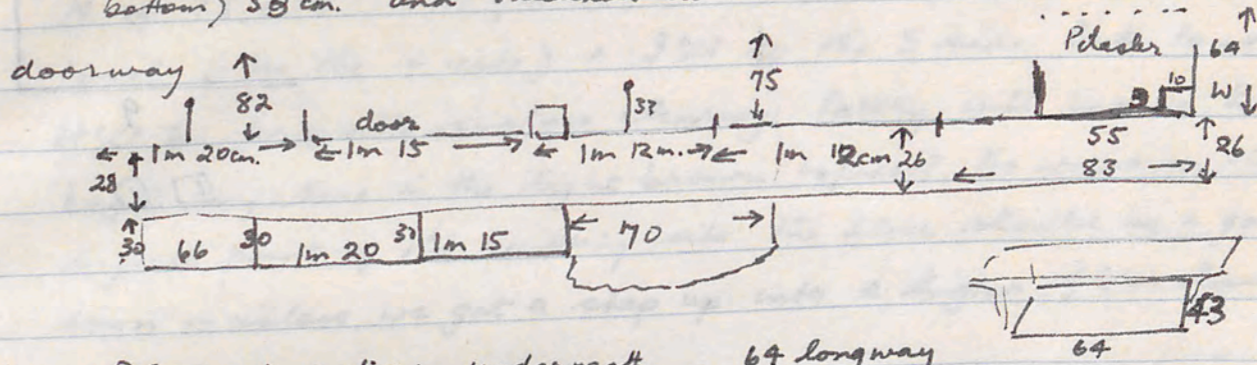
[27] (56)
moulding

AK T6 12/4/89

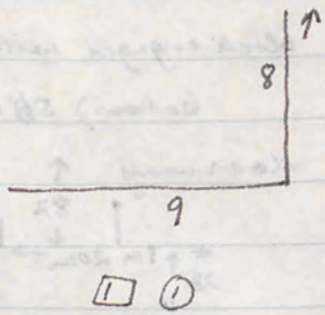
Final clearance of N. baulk. Have had to remove the final in situ stones and we should clear the trench to-day + clean up. Bag (51) will be the first for the day. We'll break up the poor stones + measure + eventually number the rest. The baulk in the N.W. corner has collapsed, alas!, and there is now a gaping hole. In the centre of the N baulk a large piece of cornice moulding is emerging. ^{At least 25} ~~It~~ ^{It} ~~has~~ ^{becomes} (25) (51) (14). So far the moulding - about $\frac{3}{4}$ up the baulk - appears carved on 2 sides. We continue slowly clearing the way. One piece of the dendrit collection has come up so far, plus one black with red line. Another piece (red) with 2 edges has come up from area (27), perhaps from a door piece. A piece of basalt - flat - from area (26) (52) (15). Pottery from (24) becomes (53), from (25) becomes (54). Plaster from area (25) becomes (55), from (24) is (53) [counted twice]. From the door step have come two pieces of moulding over a door way: I'll bag these separately as (27) (56). (26) (27) is pottery bag. I've also bagged a separate box of plaster frags. of interest as (24-26) (58). ^{plaster} The piece with moulded sides on 2 sides is from the doorway area. Photographed trench generally after clean-up + clearing out foundation trench. The ^{precise} working of the bi-valve door is a puzzle - v. elaborate doorpost sockets which I'll get drawn + measured. It looks as if a pilaster (of sorts) stood to the E. of the doorway as well as against the West wall of the room.

13/4/89 Whilst clearing the stones to the N. of the trench a piece of moulding came up. It will have been found in the N. top layer of T6. Some rusticated blocks also came up to the N. of T5, and have been put aside. Photos

Column radius: 33cm. on either side of doorway: 67 diameter
 block engaged with column on W of doorway: height 59cm., max. length (at
 bottom) 55cm. and thickness 28cm.



Pilaster in antis: underneath 64 longway



[1] ②

[1] ③ Δ

[1] ④

AK 13/4/89 T8

Set up an irregular 9m x 8m trench directly to the N. of T5 + T6. I'll get Peter + Holman to clear part of the trench (on the W side) + I'll do the E side. But to-day it'll be basically surface clearing. Pottery will become locus [1] bag ① anywhere in the light brown topsoil. As we're on the highest point of the building site the floor should be a good way down — unless we get a step up into a higher floor level.

AK T8 15/4/89

Continuing the earth clearance: slow going + almost nothing in the top soil. This will still be locus [1]. Little to observe so far, except in the NE corner the soil looks much more like crushed limestone. In the area adjacent to the 'storage room' we are also getting more crushed or crumbled limestone. Gypsum bonding is coming up as well in small pieces. Very little in the way of pottery. Basically we are scraping between the stones, but it's obvious that roof + wall pieces are emerging just below the top soil. Soil is light brown, friable. Plenty of the gypsum bonding has now come up as well as the hard plaster render with the gritty backing. Also has come up in the NE sector some pink plaster on a much harder backing than T6, suggesting we're probably in another room. A small but fine piece of worked stone has come up in the mid-S baulk, just by the continuation of the wall (N-S) of T5 as it emerges. Bagged as [1] ③ Δ. The pinkish but hard plaster has been bagged as [1] ④. Further plaster seems to be coming up in the mid-S baulk just where there is a ground depression, suggesting a doorway.

15th April, 1989

Western zone of T8. (8x9 m trench).

second day of digging. Yesterday saw removal of surface dirt


Below a few inches of dark soil immediately there becomes apparent a large amount of crumbled limestone from building blocks. Dug to a depth of about 50 cm in the southern region. A number of building blocks intact are apparent and a likely roof-piece or two. Moderate amount of wall plaster with intact coarse render removed from the southern region. No large pieces removed from their position. The northern part of the trench has been dug out to a considerable depth recently by thieves or others and wasn't worked on today. Loose rocks of no value removed from this area.

Will continue to remove soil work on southern region from where large amounts of wall plaster and gypsum render are being removed - including what

(Very few potsherds removed from this depth) looks like pieces which have been moulded into corners. Plaster is white mainly with a few pink pieces as well.

A large roof-piece being uncovered in the region of the western border of the trench. In the same vicinity small amount of gypsum render being found.

For artefacts see notes of G. Clarke of T8. 15.4.89.




25

36A

16.4.89

Western zone of T8

T8 (2)



Continued to remove surface dirt from large areas. and large amounts of limestone rubble from south-east corner. very eroded wall continued with trench of T6 is quite apparent. Brown soil being removed from L3 region.

Small piece of architectural moulding [14] (1) removed from mid southern baulk. quite a few pieces of potsherds including finer ware, black glazed body fragment from mid southern baulk. Considerable amount of pottery being uncovered in L1 region.

Large roof-piece apparent L4 region and a few surface blocks apparent in same region. Likely roof piece midway between L1 and 2. photographed.

Intact wall-plate, in-situ on the eastern surface of the wall projecting N from the southern baulk. While working carefully around this region.

Small piece mtl - non-specific found in vicinity of the wall → object box.

Large amounts of fill removed from centre of trench achieving consistent level between the sides of the trench.

Unfavourable working conditions. too windy, dusty.

extent of wall becoming clearer, plaster being cleared from this region

The wall is extremely eroded, however, definition is poor but adequate several potsherds removed from wall area.

Will excavate loci 2 and 4 to greater depth tomorrow.

It's my 26th birthday today, so I "took it easy".

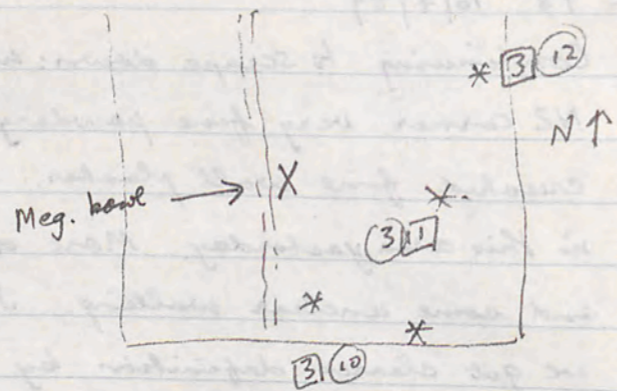
AK T8 16/4/89

Continuing to scrape down: will call today locus [2]. In the NE corner very fine powdery material is coming up like crushed fine wall plaster. Some plaster has emerged already in this area yesterday. More of the bonding gypsum is coming up: and some unclear walling. I'll leave it for the moment until we get clearer definition by working down along the brown soil first. Otherwise still scraping among the stones. The continuation of the NS wall ~~is~~ visible across the trench as far as the robbed area: I'm still uncertain of other walling. Some plaster is still in situ in the NS wall: it is looking less fine than the painted room, suggesting a doorway lies in the baulk - as usual. Conditions are quite vile with strong winds + dust. There is no option but to dig around all the stones, record + number them + then remove. Presumably there will be a substantial fill between the roof/wall blocks + the floor. Pottery will become [2] (5). Pink hard plaster is coming up in the NE corner, otherwise little beside surface pottery.

AK T8 17/4/89

We continue the same general locus under appalling conditions of wind + dust. I'll call this locus [3] though we're still rummaging under the stones + around them. In the SE corner have emerged 3 guttae, suggesting we are near some Doric potentico: it is just over the classically fallen column in T6's NE baulk. I've bagged this as [3] (6) (2). We've had to cancel the rest of the day - conditions impossible.

P&H have left, so I have the whole trench now.

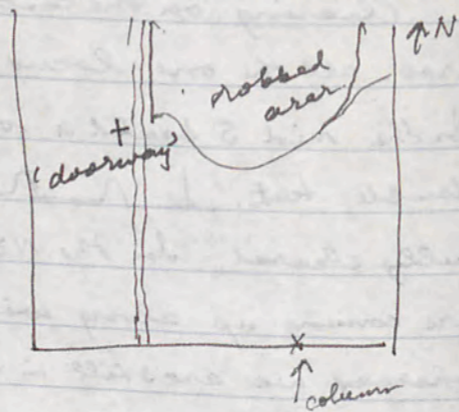


lamp n. [3] [9] [5]

[3] [9] [6]

18/4/89 T8

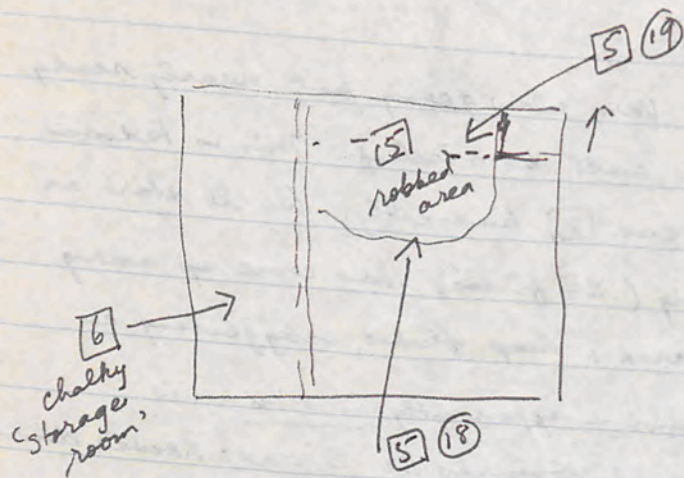
Clearing on the East side of the storage room first. It is prob. all the one locus as we are still doing stone clearing. In the mid S bank a strange stone (dressed) has emerged with double text. [] [] : it will be some time before it is fully cleared. In the NE corner large chunks of plaster-gypsum are coming up along with deep thick layers of plaster lime / powder whereas we are still in dirt among the stones elsewhere. We appear to be in the NE area in some wall system but I can't make out the lines yet. A piece of Megarian bowl with eros? has been bagged as [3] [7] [3] coming from area marked with X. A nail frag. from same area becomes [3] [8] [4] and a lamp nozzle (weak black) with cantharus decoration [3] [9] [5]. So far we continue to ferret between the stones. But progress is good + working conditions, though warm, good. One good but broken stone has alas! collapsed. Basically as it survives 556 across, 300 deep, c.900 long. Fragment of glass is [3] [9] [6]. There will be a bag of charcoal + a bag of bone as well as several pottery bags. [3] [10] from the SW, [3] [11] from the centre trench [3] [12] from N end. Plaster + tiles are coming up intermittently but apart from stay items we appear to be in a different room for T6.



[4] (11) tile

19/4/89 AK T8

Still clearing among the stones. Very slow going but nearly ready for drawing & clearing, which will be a relief. This is tedious but necessary. This is still locus [3] basically. We'll start on bag (10). A piece of column fluting (2½ flutes) has come up among the rocks in the robbed out area: deep flutes, suggesting an internal column perhaps. A column - apparently in situ - is emerging just inside the S. bault towards the E. end: Lower down it appears to have plastering still intact. Over near the centre of the NS internal wall a block is emerging with plaster still very loosely attached which is falling off as cleaned around. It appears to be white with plack lines only. I'll call this area [4]: it is largely associated with robber fill but there are fine blocks coming up with the rocky fill. Another block also emerged with large area of white plaster. A large piece of tile with what appears to be an edging piece has been bagged as [4] (11) from same area as doorway. I've bagged the piece of fluting as [4] (12). Great excitement: the column has a classically carved base and a second base appears to be emerging next to it. They can't be in situ but look beautifully preserved. Can they be from an upper story? Pottery bags become [4] (13) from the S of the trench, [4] (14) from the W. of the trench, [4] (15) from the centre of the trench.



5 16 17

6 17

green glaze 5 20 8

20/4/89 AK T8

Slow going this morning. Starting the measurements of the fallen stones. The elaborate column bases are standing on fill — have they fallen in from an upper story? No sign of wood anywhere. A piece of metal from the centre of the trench becomes 5 16 17. We're also starting to clear the storage room, filled with chalky dust. I'll be finishing at 9 to go to the Museum: + will tag the bags as

6 17 — 'chalky store room'

5 18 & 19 from the robbed area as well as bone & charcoal.

[Photographed rock 32 for NK — larger than usual] Plaster is coming up in quantity in the robber pit (largely white but some black), in the storage room (white) + by the column drum in the centre (white + some pink).

A piece of green glaze (base) will be bagged as 5 20 8

22/4/89 AK T8

Continuing for the last day to scabble among the stones before we eventually remove them after they are plotted this afternoon.

Over by the doorway between main room + store room a door or plaster capital in antis has emerged with some white plaster still clinging to it. The column drum ^(in centre) is also now very visible. But I can't really see evidence of a second story. We're also clearing in the chalky storage area, so we'll continue with the same loci. The extreme NE corner of the trench which appears to have walling at right angles is producing a great deal of hard 'plaster' either white or pink. The walls are now definite. Little of excitement as we trudge through the robbed area which has a great deal of earth + stone.

A door piece, right-angled, complete with drafted edge of plaster has come up in the fill sitting right on top of the capital in antis — presumably part of the door-jamb. Called this 8.1. The plaster + stone of the capital in antis is poor in quality + likely to crumble.

A small piece of mouldery has emerged in 6 which is bagged as 6 21 9. A piece of light blue plaster has been boxed as 6 22

At least four 3m² of plaster (pink or white) will come from to-day's dig in the NE corner.

AKT 8 22/4/89

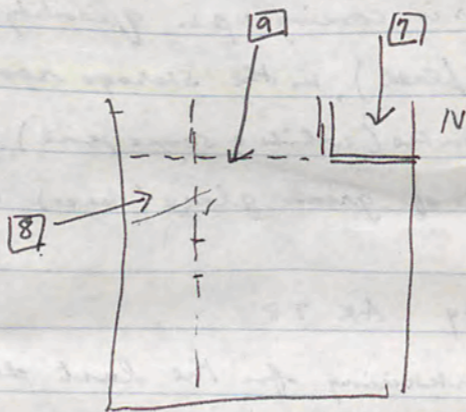
Dark brown soil is ^{now} coming up in the NE corner but no floor as yet. The robbed out area has revealed the continuation of the wall at a lower course. A loom-weight from NE corner becomes [5] (23) (10)

A piece of glass from robbed area becomes [5] (24) (11)

Pottery from Storage room becomes [6] (25)

" " Robbed area becomes [5] (26)

" " NE corner becomes [5] (27). A circular piece - column? - is coming up in this area - or a v. large piece of pot. It'll be left in situ until we get to it properly. A piece of rolled metal becomes [5] (27) (12)



[7] (28) (13)

23/4/89

We'll be clearing for an hour or so, until the stones are surveyed & then we'll start the process of numbering, photographing & removing.

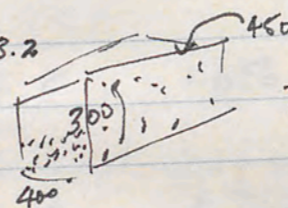
I'll call lotus [7] a metre down in the NE corner

" " " [8] on the edge of the robbed area in the storage room

" " " [9] on the robber trench N end.

In area [7] large amounts of plaster as well as what appears to be a huge storage vessel (or bath?) are emerging. Another loom weight from the same area becomes [7] (28) (13).

T.8.2



Now breaking up the stones.
first stone in S bank = Δ1. Stippled on

T.8.3. 1m x 380 x 220 broken at 1m ends, attached with gypsum = Δ2

T.8.3 870 x 590 x 300 = Δ15. Fairly decayed & half above soil: weathered not complete on any dimension fully

T.8.4 = Δ16 500 x 250 x 280. Nowhere complete

T.8.5 = Δ13 620 x 320 x 280. Complete a one end but broken on length.

T.8.6 = Δ7 600 x 690 x 290. Not complete

T.8.7 = Δ19. Largely weathered above surface. Apparently complete dimensions of 620 x 520 x 300

T.8.8 = Δ20. Very broken. Max height 420 x 500 x 320. Only 320 complete (not certain).

T.8.9 = Δ12. 380 x 500 x 300. 300 seems complete, other dimensions broken

T.8.10 = Δ11 680 x 310 (O.K.) x 300. Only 310 O.K.

Done 23/4/89.

Upper Levels of Tumble for Craeme's Trench.

Acropolis from southwest peg of T. 8.

From peg to Acro B.M. : $54^{\circ} 57' 30''$ Az

$87^{\circ} 11' 10''$ V.

Stadia: Upper 0.664 HI = 141.3 cm.
 Middle 0.900 (ground level).
 Lower 1.138 Theodolite set at $V = 90^{\circ} 00' 00''$

* No	Level	Absolute	No	Level	Absolute
1	1.310		13	1.415	
2	1.646		14	1.737	
3	1.678		15	1.155	
4	1.615		16	1.267	
5	1.656		17	1.534	
6	1.346		18	1.574	
7	1.225		19	0.932	
8	1.527		20	1.287	
9	1.504		21	2.500	
10	1.793		22	1.662	
			23	1.539	
			24	1.375	
11	1.357	} same point roughly	25	1.253	
12	1.360				
12	1.453		26	1.281	

From 231110
 Upper levels of tunnel for tunneling

A sample from section of T. 2

from top of tunnel at level 1.188

V 87° 11' 10"

2nd level
 (depth 1.188)

Sample from top of tunnel at level 1.188

No.	Level	Absolute
1	1.310	
2	1.646	
3	1.581	
4	1.521	
5	1.507	
6	1.234	
7	1.254	
8	1.254	
9	1.285	
10	1.285	
11	1.285	
12	1.285	
13	1.285	
14	1.285	
15	1.285	
16	1.285	
17	1.285	
18	1.285	
19	1.285	
20	1.285	
21	1.285	
22	1.285	
23	1.285	
24	1.285	
25	1.285	
26	1.285	
27	1.285	
28	1.285	
29	1.285	
30	1.285	
31	1.285	
32	1.285	
33	1.285	
34	1.285	
35	1.285	
36	1.285	
37	1.285	
38	1.285	
39	1.285	
40	1.285	
41	1.285	
42	1.285	
43	1.285	
44	1.285	
45	1.285	
46	1.285	
47	1.285	
48	1.285	
49	1.285	
50	1.285	
51	1.285	
52	1.285	
53	1.285	
54	1.285	
55	1.285	
56	1.285	
57	1.285	
58	1.285	
59	1.285	
60	1.285	

No. Level Absolute.

27	1-399
28	1-847
29	1-673
30	2-507
31	1-168
32	1-648
33	1-603
34	1-343
35	1-374
36	1-550
37	1-695
38	1-388
39	1-368
40	1-336
41	1-702
42	1-598
43	1-617

No. Level Absolute.

44	1-384
45	1-559
46	1-400
47	1-468 ⁹
48	1-388
49	1-308
50	1-377
51	1-304
52	1-372
53	1-446
54	1-339
55	1-418
56	1-411
57	1-389
58	1-538
59	1-776
60	1-615

Line ground level

N ^o	Level	Absolute	N ^o	Level	Absolute
----------------	-------	----------	----------------	-------	----------

61	1-605				
----	-------	--	--	--	--

62	1-483				
----	-------	--	--	--	--

63	1-663				
----	-------	--	--	--	--

64	1-283				
----	-------	--	--	--	--

65	1-402				
----	-------	--	--	--	--

66	1-426				
----	-------	--	--	--	--


67	1-728				
----	-------	--	--	--	--

68	1-506				
----	-------	--	--	--	--

69	1-494				
----	-------	--	--	--	--

70					
----	--	--	--	--	--

$$\begin{aligned}
 V &= (100 \times 1.138 - 0.664) \cos(90^\circ - 87^\circ 11' 10'') \sin(90^\circ - 87^\circ 11' 10'') \\
 &= (100 \times 0.474) \cos(2^\circ 48' 50'') \sin(2^\circ 48' 50'') \\
 &= 2.324 \\
 &= \underline{\underline{2.324}} \text{ m.}
 \end{aligned}$$



Pottery from [7] is bag (29)

Blatt from [7] is (30)

Nail from [7] is (31) (4)

Pottery from [9] is (32)

Plaster from [9] is (33)

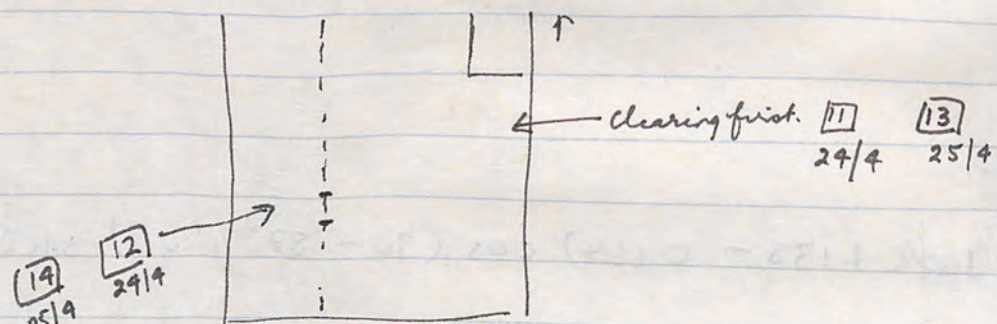
Pottery from [8] is (34)

I'll call the area along the NE bank where we've started to remove stones [10] + pottery for the clay (v. little) [10] (35)

Plaster has been pretty uniformly pink the lower we go in the NE corner suggesting pink formed the lower courses.

[3] (11) [15] = lamp. frag

[5] (11) [16] = Meg. frag



[11] (36) [17] = nail from clearance in [11]

T. 8. 11 = Δ 9 Picked surface 550 x 530, (small area 100 x 530), dept 310 dimensions complete.

T. 8. 12 = 433 680 x 580 x 340 Good quality, nearly complete stone.

T. 8. 13 = 432 570 x 320 x 380 (broken)

The rendering seems not for the purposes of mending but of bonding (or soft bed for inserting stones in place).

24/4. We are breaking up Δ 41-42-43-34-45, all too irregular + decayed for useful information or measurement. Likewise 435, 444. Conditions of wind + dust atrocious.

T. 8. 14 = 438 930 (incomplete) x 300 x 560: large block, bit battered but dimensions O.K.

We are clearing in the NE sector first. The soil is largely crushed limestone + plaster along with very broken stones. Very little pottery in the soil but some white plaster is emerging. Clearly the large blocks

T. 8. 15 = 437 large solid block measuring 1m 40 x 350 (?) x 560

lie on soil + broken stones as evident elsewhere. The going is extremely slow, clearing away a few blocks + then down almost a metre of fill + tumble before coming to anything significant which will be the next level to draw + record.

We're also continuing to clear in the West (Storage) Room. I'll call to-day locus [12]. Plaster is coming up in area [11] virtually all white: a zambel of this becomes [11] (37)

25/4/86 [12] (38) + [12] (39) core pottery for the day

436 = T. 8. 16 580 x 600 x 300: incomplete length, otherwise ok

Continuing the process of removal. It's very slow. I'll keep the same loci as yesterday but give a new no. [13] for the eastern clearance, [14] for the western.

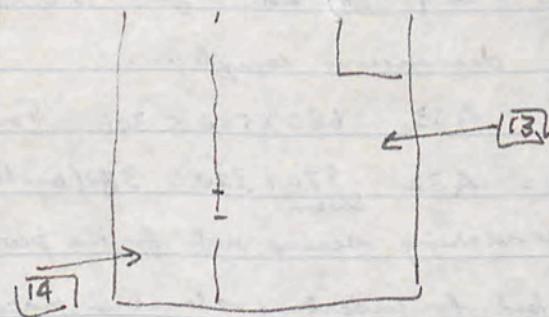
448 = T. 8. 17. Broken off block, roughly dressed. 500 x 300 x 600 (incomplete).

A grinder (basalt) has come up from [14] = [14] (40) as well as a pretty surely complete large jug (bagged in pottery), + 3 pavers (1 basalt 2 river stones)

464 = T. 8. 18 570 x 740 x 230: very decayed + damaged. Nothing complete.

462 = T. 8. 19 730 x 310 x 280: " " " " " "

A piece of flat curved metal from [14] = [14] (41) [18], along with a solid piece, 461 + 63 are too damaged for measurement + have been removed.

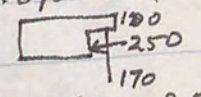


13 37 18

In [14] we seem to be hitting the floor with another paender and two further grinding pieces, large amount of bone, + several (at least 3) amphora toes + lots + lots of pottery on rich dark brown soil deposit.

Δ57 = T.8.20. 520 (max. incomplete) x 430 x 510 (seems to be O.K.)

Δ56 = T.8.21. 350 (damaged) x 300 (O.K.) x 690 max. (damaged). Some

boundary seems to be between Δ57 + Δ56 

Δ58 = T.8.22. 660 x 570 x 300: measurements seem O.K.

loom weights (clay) along with the 2 grinding pieces + 3 paenders coming off the floor in [14]. 1 grinder of basalt. 5 loom weights - so far.

Δ52 = T.8.23 580 x 420 x 320. Tho a bit battered, dimensions seem O.K.

Nail from [13] becomes [13] 37 18

Pottery from [14] 2 sambeel 38 + 39

Plaster from [13] 40 - nearly all white

[13] 41 - pottery.

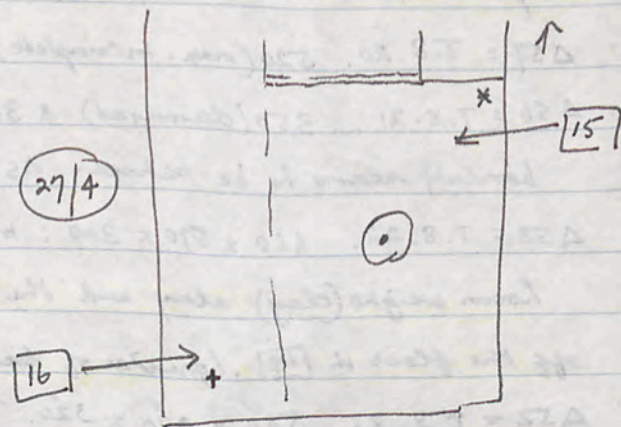
Glass from [14] 42 19

Nail from [14] 43 20

Piece of blue glass from [13] becomes 44 21

It is very clear that the storage room section of T8 is living up to its designation with a great deal of charcoal on the floor with the dark earth and besides the grinders + loom weights a number of whole pots (now in pieces). Unusual amount of bone as well.

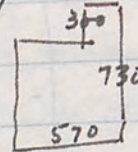
26/4/89 The wind is so bad + laden with dust that we have to stop for two hours. T8 has a carefully blocked up doorway between the main room + the storage area - by a plastered stone + carefully packed fieldstones. Probably another stone stood on top (fallen over, but still plastered). In other words there is evidence of re-use but to judge from the pottery + the style of reuse it was both Hellenistic still and not merely squatter. It was a carefully done job. As elsewhere on the Acropolis there is proving to be a metre and more of rubble + loess type soil fill underneath the large fallen masonry. Not very much in the way of pottery etc. in this fill, suggesting that it was abandoned + reused for quite some time before the actual building collapse. It looks as if in the NE corner we have a huge storage pit but it was sufficiently important area to be plastered in pink + white whereas the rest of the area seems to be in plain white stucco (with only occasional red or black or blue pieces).



27/4/89

Δ14 = AK T8.24. Shaded piece. Max. length of broken piece 1m10, depth 300 (O.K.) full width 700 (O.K.). Stippled surface. Groove (shelf) 60 high x 200 wide

Δ68 = AK T8.25. Width 570 Length 730, height 300
Complete.



Groove 200 x 300

Δ65 too broken for measurement.

We seem to be coming near the floor as the soil changes to a damp grey in locus [15]. We'll clear to this level + then move on towards the S.

The wind has revealed stucco still clinging to the drum in the mid-trench.

A glass frag. in [15] becomes (45) \triangle_{21} - dark glass. Some frags. of wood have also been collected near the floor in [15] bagged as [15] (46). It is clear the doorway was blocked by a reused block - it is stucced up at least 3 sides.

Nails from [15] become (47) \triangle_{23}
3 Nails from [16] become (48) \triangle_{24} - from the fill below the fallen blocks.

Δ48 = AK T8.26 600 x 1m x 300 : whole block: broken up

A pin or needle length becomes [15] (49) \triangle_{25}

A further river-stone pounder has come up in [16] - so far 5 plus one of basalt. The floor is surprisingly high up and of a hard aggregate - clearly a continuation of T5 storage

A broken clay loom weight has come up in [15]. I'll put it with the 5 from [16].

We have broken up the stones in [16] + I'm endeavouring to clear to the floor systematically.

I'll call pottery from [16] bag (50)

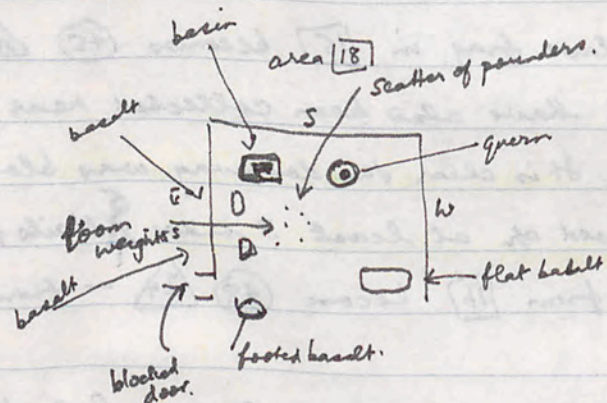
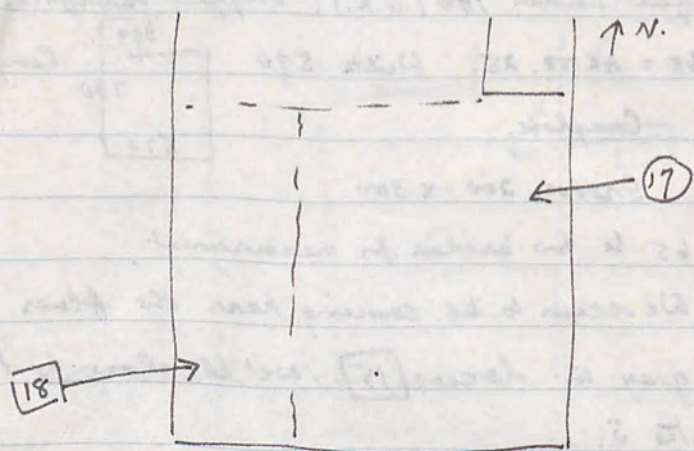
" " " " [15] bag (51)

Glass (dark brown \rightarrow black) from [15] becomes (51) \triangle_{26}

An unusual door piece has emerged near the floor in [15] in the spot marked * Plaster = [15] (52)

A lovely toy dieck has come up in [16] at spot marked + + bagged as [16] (53) \triangle_{27}

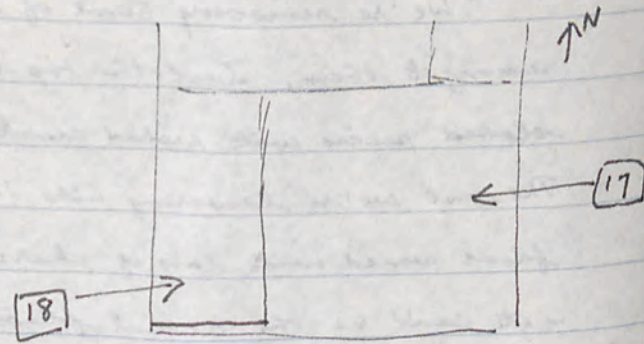
Spearhead [15] (54) \triangle_{28} : of iron / triangular



AK TB 1/5/89


We're removing some of the stones already drawn & clearing amongst them. Just the top layer. We've had to break one of the slotted pieces with picked marks: it was too shattered to remove whole. The rest we're lowering into the trench. There is a curious baked mud floor mixed with lots of charcoal: I'm leaving it for the time being - it can't be the actual floor, I'd imagine. In [18] further (2) loom weights are coming up along with a stone basin. A piece of feldspar may be just natural in the limestone. I'll take the dimensions of the stone basin (found upside down) separately. A quern is also coming up just next to the basin: stone also. It is clear that the room must have been storage-cum-working kitchen. No oven as yet. In area [17] there appears to be so far more than a metre of fill (without artefact) below the layer of masonry blocks, but * I've bagged one piece (small) with odd dressing touches as [17] (55) and ^{two} nails as [17] (56) (29). Otherwise nothing is turning up but a great volume of earth, as well as the ubiquitous white plaster in [17] - a further block with much plaster has come up. Pottery in [17] will be (57) " " [18] " " (58) A bag of bone as well as considerable charcoal. A zamkeel of blatt = [17] (59) 2 Nails from [18] (60) (30)

* on clearing, this proved to be a tile frag. (top of coping piece?) & was rejected.



AK T8 2/5/89

Continuing to work in two areas, deep in [17], mid-trench as well as in the S end of the West. We should complete the storage area in the S end + will then have to work forward towards the N. In

[17] I'll try + identify the stones I'm preserving within the trench
 439 = T.8.27 300 deep x 580 but length incomplete (max 570). A nail from [18] becomes (61) (31). A further pozzing river pebble has come up as well, and frags. of what look like mud-brick. The  quern has been rolled but will be put back in place later in [18]

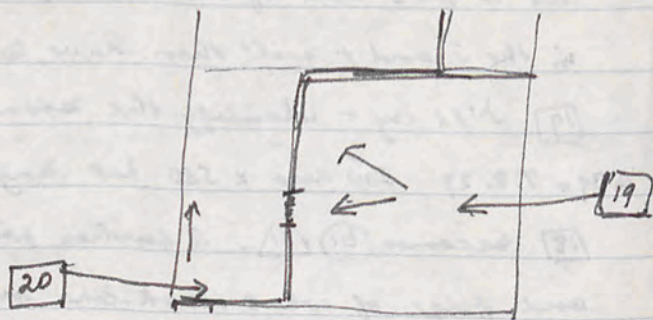
A moulded corner piece has just come in near the blocked doorway: white plaster still attaches in places. Looks like doorway architrave moulding. This will become T.8.28. A second piece, found adjacent, becomes T.8.29 (not corner). A black bead from [18] becomes [18] (62) (52): a further basalt pounder from [18] - square cut in shape - has come up, as well as another river-stone pounder. It looks as if a door may be in the extreme SW corner.

I will call pottery from [18] bag (63)

" " [17] bag (64)

Plaster " [17] bag (65)

Bag of bones, charcoal + wood sample from floor of [17]



AK 78 3/5/89.

Clearing further to the S. (largely the fill of soil) in area [19] near the fallen column drums + in area [20] near where there appears to be a doorway in the wall that has emerged in the S bank

2 Nails from [19] becomes (66) (33)

2 more penders, one river, one basalt [] have come up in [20]

More plaster has come up in [19] clinging to Capital in entis, to some blocks + to a shattered column drum.

A25 = T.8.30 310 deep x 580 wide x max (incomplete) x 830 : roughly finished surface

A26 = T.8.31 300 deep x 640 (incomplete) x 590. Picked surface

Frag. of glass from [19] becomes (67) (34)

The doorway is emerging clearly in [20] with a neatly paved threshold. Of course, some of it lies in the bank.

The pottery from [19] will become bag (68)

The pottery from [20] will become bag (69)

A Zambal of plaster, as usual; some of this has come adrift from a column drum undecayed to-day. Plaster = [20] (70).

Also a bag of bone, + of charcoal.

Slow going: lots of fill to shift — a good metre of it between fall + tumble.

(35) lamp frag.

AK 78 4/5/89.

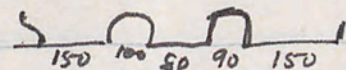
Kad to smash up some stones but managed to remove two good ones.

Otherwise we continue the business of shifting lots of fill.

A23 = T.8.32. This has white plaster still clinging to two surfaces — one side + opposite the picked — + — smooth surface. Existing measurements are 850 (max: incomplete), 290 x 680. Smooth patch on picked surface is 130 deep + runs the length of the stone.

A26 = T.8.33 680 (max, incomplete) x 330 → 380 on side (trapezoid) x 600

has two grooves in face



I don't expect much action to-day: just continual removal of dirt

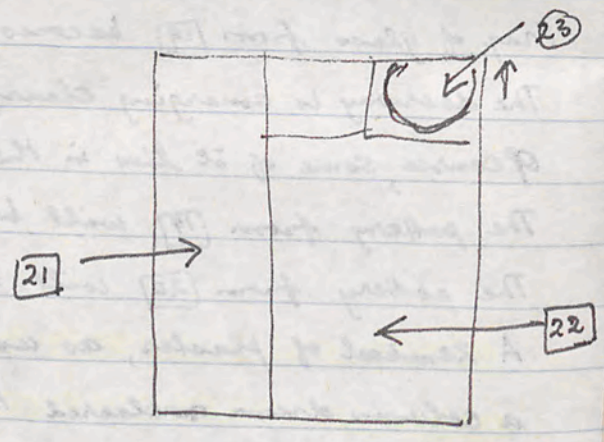
A piece of holed metal as strap has come up in [20] as (71) (36)

A nail from [20] as (72) (37). [20] is also producing lots of charcoal on the floor as we move eastwards as well as large pottery pieces.

ربيع
ربيع
سيف

قنات
خريف
خريف

سوق حن



T8.34

T.8 4/5/89

Another peewee has come up in area [20]. I expect we'll get an oven soon.

A figurine frag. from the floor of [20] is [73] [38]

[19] [74] is plaster for the day

[19] [75] pottery

[20] [76] pottery (large pieces)

[20] [77] pottery: shards.

object [39] metal frag., [40] mica frag.

After Eide, after Ramadan.

T8 8/5/89

Resumed work in two areas, [21] surface area of work-room, [22] clearing towards front in centre + SW of main area of T8. It will be largely clearance of fill with pottery before the floor + some plaster in [22]; in [21] it will be largely surface fine chert + decayed stones before we get further along the work-room floor.

A nail from [22] becomes [78] [41], and a piece of metal [21] [79] [42], a stone bead/spindle whorl [21] [80] [43].

A base piece from a column base has been rescued just to the N. of [22] along with a moulded stone. I'll call the base piece T8.34.

A fourth column drum is emerging in the fill in the S. end of [23] and some small dressed pieces, one looking like a cornice moulding in [22].

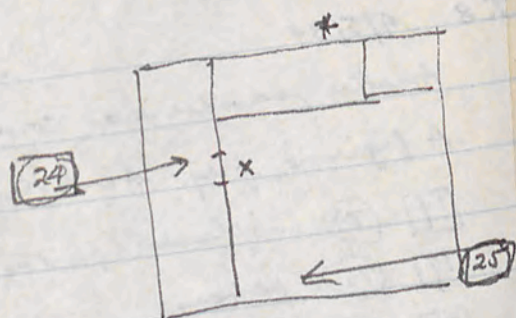
Some fragments of wood are emerging (bagged separately) as well as the head of a metal ? pin (bagged as [22] [81] [44]) and a piece of stamped redware as [22] [82] [45]. In [23] a metal ring is

[23] [83] [46].

Plaster from [22] is [84]

Pottery from [21] is [85] W

" " [22] is [86] E.



AK T8.

9/5/89.

Clearing in S end of main room along baulk as well as towards the N end of the 'work-room'.

Nail from [24] (88) (47), a decayed key near the door [24] (88) (48).

A glass handle in the fill of [25] (89) (49), Nail [25] (90) (50).

Plaster is coming up in quantity near the column bases - it appears to be white marbled - and there is wood emerging underneath the column nearest the S. baulk (but the column could not have stood on a wooden floor!). A piece of plaster has been bagged separately

as [25] (91), marbled colouring including white pink + blue.

Two pieces of ? metal strap handle? from the floor of [25] near the SW corner becomes [25] (92) (51).

The four basalt pounders from [24] are (93), the clay loom weights [24] (94). River Stone pounders are [24] (95). Two Zambel of basalt grinders [24] (96) + (97), and one separately [24] (98).

T.8.35 is from just by the blocked up doorway in [25] marked x

T.8.36 piece of moulding (cornice?) picked up among stones at N end of [25] marked +

I've bagged an ? olive stone from the floor of [25]

Near the doorway in [24] there has been identified a fragment of an engaged column which presumably once stood by the blocked up doorway.

Pottery from [24] is (99)

" " [25] is (100)

Bone, Zambel of plaster (101), charcoal, + wood sample.

Temporary Bench Mark

From peg = 3.65 (6)

0.401

~~0.24~~

2.496

0.846

3.583

3.383

Intermediate F.S. from peg
HI = 1.488

Intermediate B.S.

Bench mark from setup.
HI = 1.445

To peg from temp set up

Aero B.M. to peg.
HI on ABM 0.702 m.

Upper 0.763

Middle 1.000

Lower 1.237

1.48(8)

HI = 1.49 m. Set up over peg

$\alpha = 87^\circ 17' 30''$

Nick's Level for Section Drilling.

T4, level = 2.45 (4)

Top of stone above nail. Not to the level.

level = 2.55 (3)

to nail in wall.

Croome's Trench.

no	Level	no	Level
69	1.64 (0)	78	2.40 (4)
70	1.93 (1)	79	2.27 (8)
71	1.90 (9)	80	2.05 (3)
72	2.41 (2)	81	2.68 (5)
73	2.63 (6)	82	2.45 (7)
74	1.95 (3)	83	2.54 (8)
75	2.81 (3)	84	
76	2.43 (2)	89	
77	2.45 (0)	86	

base column without drum's diameter to outer edge of curve 93
 but first column drum had 38 + radius = 76.5 diameter.
 total height: 37.5
 other column is identical. First column is 42 high: drum.

^ is 71 diameter
 " " 47 height

Column capital: abacus is 2 x 39 square : 39 = rad 78 square
 column diameter is 65

abacus is approx. 11 deep: from abacus to base of column on capital is c. 22.
 i.e. altogether c. 33.

T. 8.43. Column drum in baulk between T. 6 & T. 8
 Marked with λ
 Dimensions. Height 46 : Diameter: 70.5

Small plaster: base 66 long
 26.5 wide

Top plaster 77 long 33 wide

Room divider between T. 6 & T. 8 : roughly 73 wide : deep 17
 but prob. 31 x 1 meter 95.

AK T. 8 10/5/89

Bagged one stamped amphora handle: chance find on N. slope towards acropolis.

Took levels of stones in 'second level' of tumble: there are 5 large column drums & perhaps one capital with simple necking ring (raised). We'd be had to remove one column drum (with plaster) to get towards it.

T. 8.37 = 482: the drum removed: c. 68 in diameter: rectangular socket either side: 5 square: plaster adhering to rough pitted surface. * λ long.

T. 8.38 = 476: drum c. 70 in diameter: rectangular socket 5 square, λ
 * 3 barred \leq as mason's mark: 50 long: λ high: λ plaster adhering.

T. 8.39 = 477: 56 x 66 x 40. Complete. Fine plaster adhering.

T. 8.40 = 478: 56.5 long: c. 68 diameter. damaged: socket rectangular drum λ

T. 8.41 = 483: λ high, c. 70 diameter. Plaster still adhering: drum: socketed ϵ

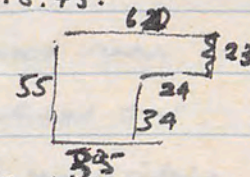
T. 8.42 = 475: 50 high, c. 75 diameter: pitted surface. λ

T. 8.43 = 472: 28 x 65 x 45 max: incomplete block.

T. 8.44 = 470: 36 x 67 x 107. working hole(?) on one face

T. 8.45 = 471: 70 x 33 x 72(?): fully complete but hard to measure.

T. 8.46 = 472: incomplete socketed piece fitting around T. 8.45.



T. 8.47 = 480: 48 x 63 x 50: plaster adhering on 2 surfaces.

T. 8.48 = 479: 48 x 60 x 16 (incomplete block)

\leq on T. 8.37 = 482.

λ (gamma) on T. 8.38

ϵ (epsilon) on T. 8.41.

H (eta) on T. 8.40

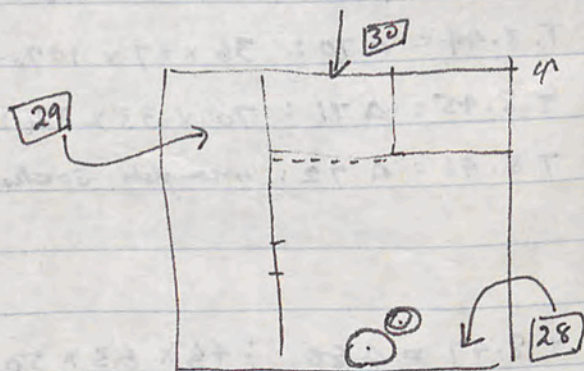
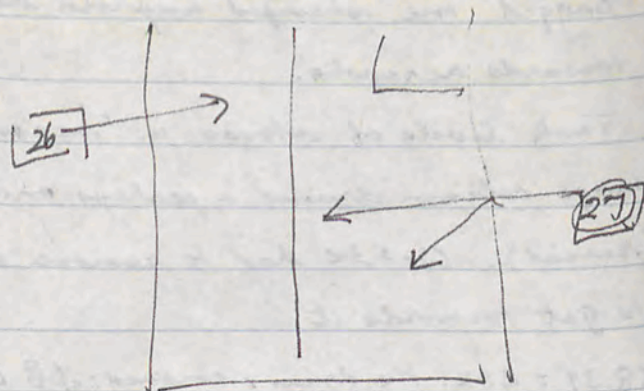
B (beta) on drum in S. baulk. T. 8.42

A further river stone & a basalt piece have come up in the work-room.

T. 8.49. 44: 70 x 97(?) x 30: two work holes on one face (inside trench)
 damaged at one end: may not be full length

λ λ nail.

Chaotic to-day: tomb robber had to be stopped. Pottery to be gathered up to-morrow



AK T8 11/5/89

Getting down to the ground floor. Scraping away.

[26] (109) pottery from W 10/5/89

Difficult to keep things clear. A length of chain has come up from the floor in [27] (108) [52] just near the doorway (blocked)

The column drum in the S. baulk has a clear B. We've had to move a number of stones about including the column capital which has lost a fair amount of its abacus + its plaster. But there's no doubt that it was fully stuccoed + decorated with a simple raised ring.

It is also clear to-day we have a blocked up window: not a doorway - a serving hatch perhaps. No steps - but it could be original doorway pieces we reused when its function was changed.

A nail from [27] and a piece of glass from [26] have been bagged as (109) [53]

Pottery from [26] is (110)

" [27] to (111)

[27] (112) Plaster

AK T8 18/5/89

To-day we'll clear in the SE corner of the white-stucco room + in N. end of the work-room: also beyond the robbed out section of the wall to the N. baulk. It should be unexciting but large stones have to be removed in [28] (already measured).

A further two pounders + more basalt grinding slabs have come up in [29]. The doorway into [29] from [28] is pretty clear. A slotted area for a door-lock-beam has been crudely packed with stones. Two nails from [28] become (113) [54].

It is now clear that the column base closer to the S baulk is in situ on a curved plinth lined with rough render designed for added stucco. It is very clear that it was designed to taper even from the one drum still in situ: plinth is 440 high.

In [29] the definition is puzzling. I'm quite uncertain of the levels.

The column capital's abacus, insofar as it can be measured, is 800 sq.

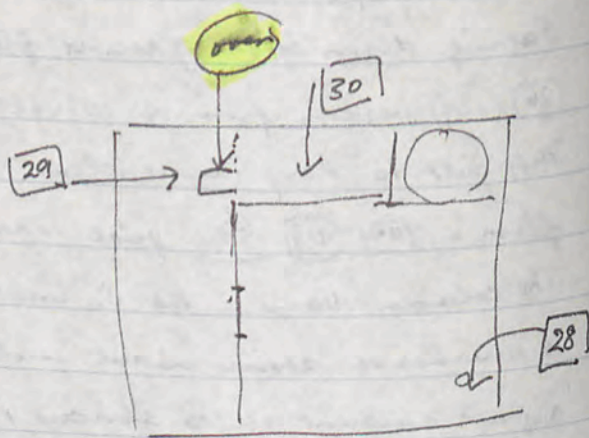
Pottery from [28], taken off the floor, is (114)

" [29], taken from the fill is (115)

Lamell of Plaster to [28] (116)

Bone & Charcoal (in some quantity)

A small frag. of gold from the floor of [29] is (117) [55]



= 89.578 Ant.iii

14/5/89: start with bag (124) + object (56)

We continue towards the S baulk in the stucco room + in the robbed areas of the stucco room + in the work-room. Altogether rautenit. It is now also clear that the 'window' was once a doorway. There were rusticated ends on the threshold either side, and a dressed front on the stucco-room side, ready for the next step. The whole of the frontage protrudes beyond the line of the plastered wall. A blue faience bead has come up from the floor as (28) (124) (56) and a metal loop from pin? as (28) (125) (57), nail (28) (126) (58). Coin from the floor (28) (127) (59). A great deal of pottery + charcoal, ashy earth coming up in the N. end of the work-area. First bag of pottery is (29) (128), 4 nails is (29) (129) (60) + glass (29) (130) (61). A second bag from (29) is (131), pottery still comes up in abundance. The floor in (29) near the S baulk is clearly pebbles pressed into the hard-packed limestone chipping, but it is severely destroyed in many places.

Zambul of largely white plaster is (28) (131)

Pottery from (28) is (132)

A third bag of pottery from (29) is (133)

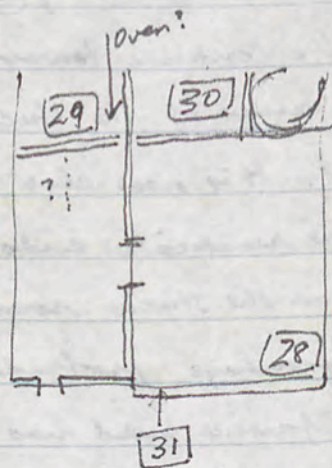
Pottery from (30) is (134)

Knife-blade from (29) floor is (135) (62)

Shell (muscled) " " " is (136) (63)

15/5/89. Continuing in exactly the same areas. Shifting nothing but dirt basically in the robbed out area of (30) and in (29) which has been much disturbed we're clearing a distinct oven with a great quantity of bone + charcoal + pottery + minor small finds. Otherwise the area, still part of the food preparation room, is hard to define. In (28) we have nearly reached the baulk - it is a matter of tidying up. In (29) a key (?) becomes (37) (64). A mammary toe becomes (28) (138), in the fill underneath the large stones. In (29) 5 nails are (739) (65) and metal objects (140) (66) and black bead (141) (67). The north baulk heaps on collapsing: we'll have to declare an arbitrary limit + leave it at that. It has been severely robbed as it is.

In (29) pottery is bag (142), (143) and (144): Zambul's fell: a basalt round holed weight (loom-weight) + basalt slab is (29) (145). The soil is all ashy in great quantity. Pottery from (30) is (146).



no record ∴ no coin?

Plaster from [28] is (147) + Pottery (148)

Nails from [29] are (148) (68)

Metal pin from [30] is (149) (69)

Glass frag (yellow) from [29] is (150) (70)

Further 2 nails [29] (164)

16/5/89

Continuing in the same general clearing areas with the same loci. It will be slow - no wheelbarrow. It is pretty clear that the stones in [29] are temporary only + can be removed leaving an obvious floor plan. The ash/bone/rubbish lies just outside the wall. The floor, tho' broken in many places, is of packed pebbles.

The S. bank is starting to come down, the first section of which will be designated locus [31]. Should be some plaster in this fill.

From [29] a fine piece of black moulded glass with gouged decoration. It has been bagged as (151) (71)

Some red plaster with bevelled edge from [31].

From [31] a piece of architrave moulding has come up in the fill - may be off the piece further along in the bank. T.8.50

I don't expect any new definition to day. Just slow earth clearance.

A bronze? coin from [28] is (152) (72)

From [29] have already come 1 clay loom weight = [29] (153) (73) as well as two pieces of basalt - which will come up as a Zamball. full.

Pottery from [29] is (154)

" " [28] is (155)

" " [31] is (156)

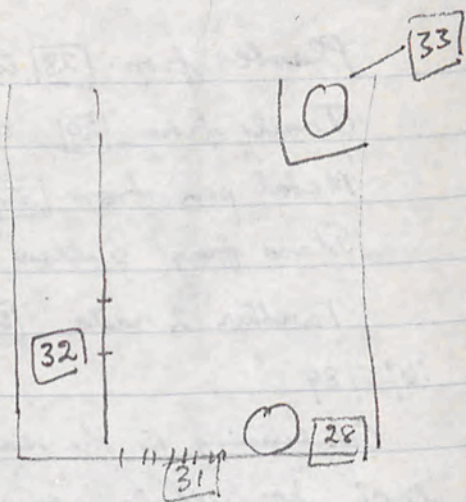
Bone + Charcoal.

A weight from [29] is (157) (74)

Nail from [28] is (158) (74)

[31] (159) plaster.

17/5/89. No change of loci: Completed [30] insofar as it can be cleared. Continuing work clearing away bank between T6 + T8. Some plaster will emerge in the fill but only a little. A small architectural frag. has come up - ? cornice moulding - numbered. There is now some green painted plaster from [31] and the area has also produced so far two basalt grinding surfaces



AK T8 17/5/89 contd.

Rattle in the way of activity except clearance of accumulated crushed limestone off the floor in 29 : in 28 a very large pot has emerged.

Plaster will be 31 160

Pottery bags will be 31 161 baulk

28 162

29 163

Bone + charcoal + Zambel of white plaster.

Start 18/5/89 with object no. 76

AK T8 18/5/89.

Continuing to clear the baulk at two directions as well as in the work-room.

Worked mother-of-pearl piece from 31 80 80.

Two unusual pieces have come up from the floor in 28, a ring? cantharus handle + possibly a labyrinth mouth; + I've bagged them as objects 165 81. Nails from the baulk - at least 7 - are bagged as 166 81. In 32 the plaster-gypsum between the two courses of partition wall has come up. The floor is severely robbed + can't be properly traced.

Pottery 32 167 small amount.

Pottery 31 168

Charcoal / Bone / Plaster frags.

AK T8 20/5/89

Clearing the floor + tidying up in 32 and then in 31.

A lamp - multi-wick - has come up in 31 as 169 82

A piece of moulded glass in 32 is 170 83 and a nail

is 31 171 84

32 172 pottery

31 173 "

33 174

21/5/89 showed Embassy party around.

22/5/89 last day. measuring

N T8

N. Plaster: 81.5 longer side, 53 : top surface.

Total height: 32.

Underneath measurements: long side 65, short side 47

Blocked doorway

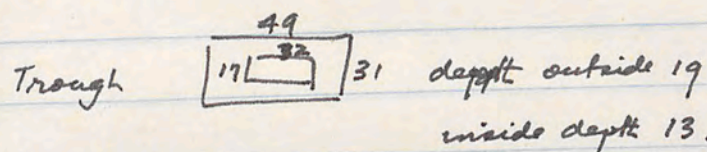


height of first step: c. 13.

On store-room side threshold has drop to first step of 5

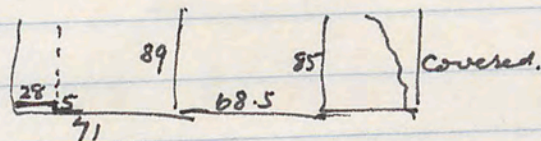
Engaged fluted column is in height: 46 : stone much decayed.

8 flutings survive.

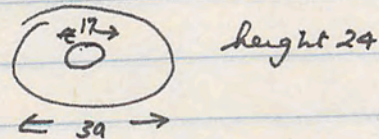


Quern: height: 31
internal hole: largest 21, smallest 10.

Widht



Broken ring in T6-8 bank



In T6 bank of 4 visible column drums : In T8 E bank

no. 1 from left decayed : v. 56 in height

height at least 47

no. 2 : c. 39

radius: 34

no. 3 : 31

no. 4 not measurable.

22/5/89 cont'd measuring.

Vol in NE corner of TS at widest is 75

Surviving height is 70

Pear-shaped

AK T8 plaster from clearing baulk between T6 & T8

(1) 31 159 16/5/89

Baulk Clearance T6 & T8 17/5/89

- Some red (& with bevelled edges)
- Some black (1 with bevelled edge going to white)
- 2 ochre
- 1 brown with bevelled edge + ochre dashes (bagged.)
- frags of ochre-black + red marbling
- bagged } frags of green: leaves + stalks, with paint dots + ? branches
- } + dashes of red: quite different from other areas.
- } 1 large body shard with green: leaf impressed!

Total weight	1.5
	1.75
	1
	1.5
	1
	2.25
	2.8
	1.5
	1.75
	1.75
	1.5
	1.25
	1.5
	1
	1.5
	1
	1.25
	1.75
	2
	27.55 ∴ approx 30k.

AK T6 [6] (11) 5/4/89

Large collection of dark red, including 4 bevelled red edges.

" " " black, including 3 bevelled black edges

6 pieces of ochre including 2 bevelled edges + 1 corner edge

3 greyish white pieces

6 white pieces including 1 smoothed edge

1 large chunk pink plaster (not gritty)

3 pieces black with red bevelled edges

2 pieces white turning to red

1 piece black, then black groove, then white

1 piece white with narrow red line.

2 thin pieces black with white lines (part to tendril painting) 1.5 kg.

AK T8 [32] (167) 18/5/89

1 coarse ware base frag.

1 coarse ware (finish) part gouge ware

1 whole-mouth bowl rim, 3 grooves interior, red firing

AK T8 15/5/89 [28] (138) One mammary toe, coarse ware vessel.

AK T8 17/5/89 [31] (161)

6 coarse ware rims

1 base frag. weak red slip

1 handle frag. coarse ware vessel.

rim frag. black & brown

1 schinus rim, weak black

1 pink fabric, open dish, groove inside rim.

AK T8 18/5/89 [31] (168)

v.v. large collection of coarse ware body sherds

4 rim frags. of pie crust with wavy lines + rope decoration: heavy fabric

1 rim + handle frag.: coarse

3 coarse ware bases: 1 fish plate

frags. of cooking wares

3 coarse ware rims

1 amphora toe

AK T6 [8] (7) 5/4/89

Collection of plain black

" " dark red (one bevelled edge)

Large " " plain ochre, including 3 edging (bevelled) pieces, one of which is a corner of a panel.

One piece duck-egg blue.

AK T6 [24] (53) 12/4/89

Collection of white frags, 2 edges

" " dark red, 1 edge

" " black, 1 edge

2 hard pink

A few ochre.

} together = 1.75 kg.

AK T6 [6] (13) 5/4/89

Collection of large white chunks

" " dark red pieces, including two bevelled edges, one going on to pink

4 ochre pieces

1 black with red splotches, 1 black with edging in red

1 black with black corner turns.

1 frag. with white and red? leaf over (bagged separately) 1 kg.

AK T6 [4] (2) 5/4/89

Small collection of hard white plaster

AK T6 [5] (3) 5/4/89

1 large marbled piece red with black, blue etc.

Collection of dark red.

Esp. big collection of black, including 8 edging pieces, 1 going on to white

6 ochre pieces

Some white including 1 corner-edged piece, 1 bevelled edged piece

A number of thin, greyish-white pieces, prob. stucco off architectural pieces. 1 kg. 500

AK T6 [20] (42) 10/4/89.

Large collection of dark red frags., including 1 with bevelled edge.
3 white pieces

Large collection of black frags, including 6 with bevelled edges going to white
4 marbled ochres, including one bevelled edge (marbled with black, grey, red, pink)
3 pieces of white + pinkish, bevelled with black edge
1 piece splotchy red, ochre + white

1Kg.

AK T6 [8] (9) 6/4/89

Very large collection of black including 5 bevelled edges going to white, and
one bevelled piece with white vein(?) near edge (or line)

A dozen ochre pieces 3 with bevelled edge going to white, and one
with corner edge

One white piece with red groove

One piece duck-egg blue

Half dozen dark red.

One small piece white then red

Large bag of very small fragments.

2.25Kg.

AK T6 [9] (8) 6/4/89.

Very large collection of off-white frags. including two turned edges *
1 piece ochre, bevelled edge, going to white

1 dozen black, including two bevelled edges going to white.

Collection of dark red (v. clay covered) including two bevelled edges.
+ some white appear slightly curved.

1 small piece pink plaster.

2.8Kg.

AK T6 5/4/89 [6] (4)

10 frags. dark red

Collection of small ochre fragments
likewise black.

1 piece of black, then white, then pink

1 piece black bevelled with red + then edging in black

Collection of marbled red with blue, black, white with 6 edging pieces
edges all pinkish, some boxed.

1Kg

AK T6 8/4/89 [12] (23)

Largely dark red, 1 with bevelled edge going to white
collection of ochre pieces

7 black, 1 with bevelled edge

5 large white.

AK T6 [16] (35) 9/4/89

Collection of thick white frags., 2 with grooves, 1 with turned edge

1 hard point

2 red frags (dark)

1 ochre with bevelled edge

Collection of black frags

2 black with splotches of red

1 duck-egg blue frag.

↑
all
(3)
↓

AK T6 [10] (6) 6/4/89

Small collection of red (dark) with 3 bevelled edges

• ochre

• white

• black.

1.75kg.

AK T6 [7] (10) 6/4/89

8 dark red including 1 bevelled edge, going to white

collection of ochre including 2 bevelled edges

4 white with pink incised groove

Collection of black frags.

7 pink frags.

1 frag. marbled red, grey, ochre.

1.500kg.

AK T8 [9] (3) 8/4/89

Large collection of yellowish white + white frags.

Large collection of black frags. including 9 with bevelled edges going to white
as well as 1 thick piece (black) doing a corner turn, to white.

3 dark red bevelled pieces, going to white + some frags.

This bag v. mud encrusted.

1 frag. black with red blotches

1.75kg.

T6 Plaster

AK T6 [17] (38) 9/4/89

- large chunks of white
- a plethora of small dark red
- 1 black (dark)
- 2 large pieces of edged ochre
- 1 white with speckles of black + red.

1.5 Kg.

AK T6 [13] (24) 8/4/89

- basically black (many small pieces)
- ochre (small pieces)
- white (largish pieces)
- dark red with bevelled edges going to white - 3 edging pieces
- one white with incised red line.

1 Kg. 250

AK T6 11/4/89 [22/23] (46)

- Large collection of off-white, some thick
- 2 hard pink (as T8?)
- 10 ochre
- 20 dark red, one with bevelled edge.
- c. 25 black, one with bevelled edge, one with speckled red

1 Kg. 500

AK T6 [21] (52) 11/4/89

- 5 ochre including 3 with bevelled edges
- collection of thick white, one edged piece.
- Collection of dark red with 4 bevelled edge piece including 1 corner.
- 1 piece of white edged in dark red.
- collection of black, one with red splashes
- 3 hard pink
- 1 frag. light blue with black edge

1 Kg.

AK T6 [21] (45) 11/4/89

- 4 pieces of thick pink including 4 bevelled edges, 16cm. thick.
- Collection of dark red, including 2 bevelled edges
- 3 black, including bevelled edges
- 3 marbled pieces of ochre with red, grey/white splashes

1 Kg 500

T6 Plaster

AK T6 [7] (15) 6/4/89

- 2 frags. yellowish-white stippled with red + black
- 1 frag dark red veined w/ white
- 1 frag. red marbled with white + blue
- 1 frag. black touched with red.

AK T6 12/4/89 [25] 55.

- largely off-white to yellowish plaster but includes
- 1 ochre frag.
- 8 blackish frags.
- 1 gritty pink + 2 hard white (drifted in from T8?)
- 1 black with added white + red line
- 1 black w/ red
- 1 pink 1 red.
- 1 pink with black line + then white.

1 Kg

AK T6 [14] (26) 8/4/89

- largely white
- red
- black
- ochre
- 1 white with red incised line bagged.
- 2 black with red
- 1 black with white line
- 1 black with ochre and white lines } bagged
- 1 black with blue line then white } bagged

1.25 Kg

AK T6 11/4/89 [22/23] (53) second bag

- White plaster, thickish
- plus 1 black
- 1 red
- 1 white with red incised line
- dark red with bevelled edge going to white

1.75 kg

AK T6 [11] (20) 8/4/89 NE bank

- Nearly all white
- 8 pieces of dark red, two with bevelled edge going to white
- 1 black with red edging going to white.

Plaster from T6

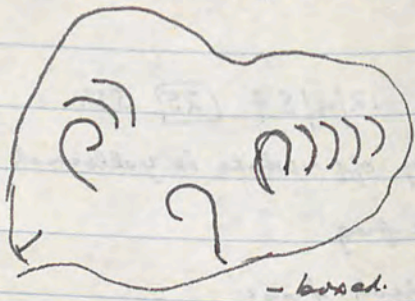
- 1 bag of washed, unstratified frags, ochre, black, white, weak black, red, pink weighing 1.5 Kg. (ochre black red pink)
+ 1.2 Kg (white)

includes one frag. red-over-black (replastering, or merely stuck together?)

AK T6 [19] (37) 10/4/89. Special bag.

1 black frag. with white lines

1 black frag. with white tendrils



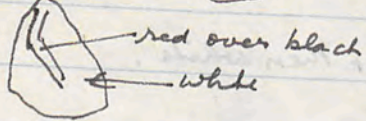

AK T6 12/4/89 [24-26] (58) Special bag

1 frag. of red plaster, shaped for doorway?

1 black frag. with red line (straight)

1 black + white frag. with red swirls

1 white frag. with black + red



AK T6 [7] 6/4/89

2 frags. of ochre with dashes of red, white, black + grey marbling

7 frags. of red with white black grey + blue marbling

2 frags. of white with black lines (thick)

1 frag. of black with white lines

1 frag. of black with 2 red irregular lines (veining)

1 frag. duck egg blue

1 white frag. with incised regular rectangular hatching.

AK T6 6/4/89 [7] (1)

1 frag. of white with dashes in swirls of red + black - bagged

AK T6 6/4/89 [6]

1 v. thick frag. blackish with red patches, 7 cm. at thickest.

Terre pisée, backing + then finer stucco visible

AK T6 11/4/89 [21] [22] (46)

2 red (dark) pieces, bevelled edged, going to white

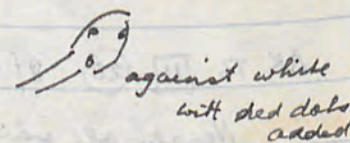
2 ochre pieces, bevelled edged, going to white

3 blackish pieces, followed by ochre, one with lotus bud

1 large piece of terre pisée with render applied.

1 piece black with white tendrils followed by splotchy red.

2 pieces (1 large) with tendril, stalks + spade shaped leaf with dashes of red. another with white stalks against black.



Plaster from T8, NE corner, laid out + photographed: 26/4/89

Either pink (coming from lower levels) or white (with some sections yellowish, but this may be due to deposit circumstances). Some indication of incised lines (straight). Some of the white has a pinkish tinge and in some cases pink lies underneath.

This covers [5] Bag (2) 22/4/89

[5] Bag (4) 22/4/89

Bag 17/4/89

[5] Bag (3) 22/4/89

[7] (30) 23/4/89

[5] Bag (1) 22/4/89

White has edging but not pink. Hard gritty finish, on very thick, gritty conglomerate. A few stray black pieces (or similar backing) and traces of a weak duck-egg blue on a hard cement-like render.

Plaster from T8, main room, laid out + photographed 26/4/89

All white, or black-off-white (maybe only due to find circumstances, possibly). Certainly smoother stucco than NE corner room but has similar gritty backing, at times very thick, - up to 5cm. There is the stray piece of black, red + duck-egg blue but with some hard backing.

This comprises [5] 20/4/89

[6] 20/4/89

[11] (39) 24/4/89

[13] (40) 25/4/89

[9] (33) 23/4/89

Some pieces show incised lines eg.

and bevelled edges.

Also Plaster 18/4/89

[17] 2/5/89

[19] (74) 4/5/89

[15] (51) 27/4/89

[17] (59) 1/5/89

[15] (52) 27/4/89

[20] (70) 3/5/89

More of the same, save that a harder grittier + grayer stucco has come from the column drum. There continues to be 3 sorts, a fine smooth white, a waxy smooth light yellow, and a much thicker blackish-white with a tough backing render. Edging pieces in the yellowish + thick broken white varieties.

AK T8 22/4/89 [6] (22) frag. with duck-egg blue on gritty render backing

AK T8 ① ④ 15/4/89

White + pink plaster including 2 with mixed lines

AK T8 19/4/89

More white plaster including several curved (as column?) pieces

1 piece pink.

AK T8 16/4/89 ②

Small collection of white + pink plaster frags.

AK T8 ②⑤ ④⑩ 9/5/89

2 blue + red frags. plus one with pink, white, red over black, white, black boxed separately.

AK T8 ②⑦ ⑩① 9/5/89

Large collection of off-white moulded plaster prob. off column elements (found associated with them). Some curved slightly.

T8 has also produced from work area

- 2 further river pounders
 - 1 round (1 side flat) basalt pounder
 - 1 frag. of footed basalt grinder
 - 2 slabs of basalt grinders.
- Stoneware mammary toe
- odd tile - drainage frag. - bagged with architectural pieces

AK T8 29 143 15/5/89

V. v. large body sherd collection.

3 coarse ware ring bases

2 amphora toes

1 coarse ware (black cooking) base complete \approx like toe.

1 rolled handle, large, coarse ware

1 v. coarse gritty ware rim, wavy line decoration, huge open mouth

1 frag. of white parthen outside, unglazed interior, dark grey fabric

3 coarse ware rims

2 red slip rims, 1 large outturned, 1 small

1 echeinus rim, weak red.

AK T8 20/5/89 33 174

1 base frag. weak brown

1 rim frag. weak black.

1 profile bowl, whole mouth, red drip ware

AK T8 20/5/89 32 172

1 amphora toe

1 coarse ware rim

a number of pink, black, red body frags

1 whole mouth rim, black, then red

1 echeinus rim, red on rim

1 black + red outturned rim

AK T8 20/5/89 32 172 body sherds

AK T8 20/5/89 31 173

1 body frag. large, shoulder, wavy line + red splashes

3 coarse ware rims

2 handles, 1 round, 1 strap

1 body frag. splashy red

1 plate, thick glossy red, 2 bands of rouletting.

AK T8 [29] (149) 15/5/89

Large collection body sherds

- 5 echeinus rims, 3 weak black, 1 weak red.
- 2 coarse ware rims, outturned.
- 2 hard fired, joining rim frags, red slip
- 1 body sherd with handle base, weak red exterior

AK T8 [29] (154) 16/5/89

Many body sherds


- 2 large frags. rolled handles
- 1 amphorikos base, unglazed.
- 2 ring base unglazed frags.
- 1 body frag, gauged part. lines,
- 1 coarse ware rim
- 3 weak colored rims, 1 brown/red, 2 weak black, 1 weak red
- 1 cooking ware, black, rim
- ? 1 lamp frag, unglazed.
- 6 weak red-to-fine-glaze.

AK T8 [28] (162) 17/5/89.

1 amphora stand, almost complete

- 1 rim + v. large body frag. wavy lines + simple grooves
- 1 rim frag. precrist plus body frag. of gauged dashes
- 1 piece green to white Partian glaze
- 1 body frag., ~~hard fired~~, red glaze, rouletting interior, bowl base
- 1 rim + complete handle of v. large amphora.
- 1 complete strap handle

AK T8 15/5/89 [29] (142) Huge collection of large vessel sherds.

- 1 large rim + shoulder frag. plus base of handle, precrist, gouggy dashes around groove, than part. wavy lines + further groove.
- 1 full profile, amphora stand: 1 fine body frag, red slip with rouletting
- 4 coarse ware bases, 1 hard fired black, odd shape (a mistake?)
- 1 frag. of handle, round, coarse ware. frag coarse ware with part gauges
- 7 coarse ware rims 2 black cooking wares: greasy surface
- 1 large frag. red slip interior, outturned lip, bowl rim
- lamp frag. made into object (85) 3 rim frags, weak black + red
- 1 base frag. footed, weak black interior: 1 lug handle : unusual

AK T8 16/5/89 [28] (155)

- 1 foot of large storage pithos
- 1 weak black echeinus rim
- 1 rim with rope decoration with red-brown lines
- 1 coarse outturned rim.

AK T8 14/5/89 [30] (144)

- 1 hard fired but coarse ring-footed rim
- 1 piece gauged-part. lines ware, black exterior, unglazed interior
- 1 hard fired orange + black body sherd.

AK T8 14/5/89 [30] (139)

- Collection of large body sherds
- 1 large thick weak red glaze plate: base frag.
- 6 coarse ware rims, some joining
- 1 neck frag. Coarse ware but thin fabric amphora.

AK T8 15/5/89 [28] (148)

- 1 coarse ware rim
- 1 small coarse ware ring base
- 1 echeinus weak red rim
- 2 body frags, one strong, one weak but fine, red glaze

AK T8 16/5/89 [31] (156)

- 3 coarse ware bases
- 3 echeinus rims, 1 brown, 1 weak black, 1 weak red
- 2 rim frags, out-turned, 1 brown, 1 weak red.
- 1 white fabric round handle frag.
- 5 coarse ware rims.
- 1 footless bowl base, thickish, pink/black exterior
- 5 body frags, assorted types (weak black, sploddy red etc.)

AK T8 [29] (149)

- 1 very fine plate frag, red glaze, + rouletting rings + stamped palmette.
- bagged as object (85)

AK T AK T8 13/5/89 (29) (115) Very large collection of body sherds

1 large rim frag. of pie crust decoration

4 double handle frags.

1 barley-sugar twist, brown fabric, handle frag.

1 coarse ware rim with base of handle.

1 " " body sherd " " " "

12 coarse ware rims: different types.

1 echeius rim, 1 weak red glaze, red exterior / black interior, 1 brown interior

1 echeius rim, gritty black

1 cooking ware, rim, small vessel

1 red glaze, outturn

1 rim frag. weak red, recessed interior below rim.

1 whole-mouth rim, weak red glaze.

4 body sherds, 1 glossy red glaze, 3 weak black

1 body sherd, gouged part: lines, weak red to brown.

1 drip ware (black) coarse ware, pitched interior

1 body frag, weak red, small incised red grooves

1 body frag. greasy black, another part red paint

6 base frags., 4 weak red, 1 weak black, 1 weak black interior with double groove around interior

2 round base frags, bowls, 1 orange to black, 1 coarse black.

1 fine red glaze with four rouletting ring + central stamped sunburst made into object no. (76)

1 weak red to black plate with 3 stamped palmettes inside two interior grooves around base, made into object no. (77)

AK T8 15/5/89

AK T8 16/5/89

AK T8 1 Basalt ring

1 Hemestone ring? weight

(29) (145)

(28) (157)

AK T8 15/5/89 (29) (158) 1 flat basalt grinding surface.

AK T8 14/5/89 (29) (131) v. large collection body sherds.

rim + shoulder with handle base of large vessel decorated with wavy lines + double grooves.

2 amphora toes.

3 Coarse ware bases

1 double handle

4 Coarse ware rims

1 body frag. glossy red glaze

2 weak red rims

1 body frag. gouged ware.

AK T8 (29) (128) 14/5/89 Large bag coarse ware frags

gritty grey coarse ware rim and shoulder frag. with handle base

1 frag. of glossy red glaze

2 Coarse ware rims

1 coarse ware base

1 base black interior, double groove.

1 weak red rim, out-turned

1 wavy line body frag.

1 echeius bowl weak red

1 lamp frag. made into object (29) (128) (75)

AK T8 17/5/89 (28) (132)

3 Coarse ware rims

1 rim with pie crust edging + weak red brush strokes

1 body frag. black exterior, orange interior, weak? glaze.

AK T8 (29) (133) 14/5/89. Collection of body sherds

3 body frags. with wavy line decoration

1 body sherd red glaze, 1 weak red glaze

1 body frag. with looped? rope decoration

1 v. coarse ware rim, large open mouth, with base of double handle

plus second frag. 1 coarse ware rim with shoulder flap: unusual

1 v. coarse ware rim 1 coarse ware ring footed base, incised groove interior

1 weak black rim 2 coarse ware rims

T8 has also produced from work area

- 2 further river pounders
 - 1 round (1 side flat) basalt pounder
 - 1 frag. of footed basalt grinder
 - 2 slabs of basalt grinders.
- Stoneware mammary toe
- odd tile - drainage frag. - bagged with architectural pieces

AK T8 [29] (143) 15/5/89

V. v. large body sherd collection.

3 coarse ware ring bases

2 amphora toes

1 coarse ware (black cooking) base complete \approx like toe.

1 rolled handle, large, coarse ware

1 v. coarse gritty ware rim, wavy line decoration, huge open mouth

1 frag. of white parthen outside, unglazed interior, dark grey fabric

3 coarse ware rims

2 red slip rims, 1 large outturned, 1 small

1 echeius rim, weak red.

AK T8 20/5/89 [33] (174)

1 base frag. weak brown

1 rim frag. weak black.

1 profile bowl, whole mouth, red drip ware

AK T8 20/5/89 [32] (172)

1 amphora toe

1 coarse ware rim

a number of pink, black, red body frags

1 whole mouth rim, black, then red

1 echeius rim, red on rim

1 black + red outturned rim

AK T8 20/5/89 [32] (172) body sherds

AK T8 20/5/89 [31] (173)

1 body frag. large, shoulder, wavy line + red splashes

3 coarse ware rims

2 handles, 1 round, 1 strap

1 body frag, splashy red

1 plate, thick glossy red, 2 bands of rouletting.

AK T8 [29] (144) 15/5/89

Large collection body sherds

5 echeius rims, 3 weak black, 1 weak red.

2 coarse ware rims, outturned.

2 hard fired, joining rim frags, red slip

1 body sherd with handle base, weak red exterior

AK T8 [29] (154) 16/5/89

Many body sherds

2 large frags. rolled handles

1 amphorikos base, unglazed.

2 ring base unglazed frags.

1 body frag, gouged part. lines,

1 coarse ware rim

3 weak colored rims, 1 brown/red, 2 weak black, 1 weak red

1 cooking ware, black, rim

? 1 lamp frag, unglazed.

6 weak red-to-fine-glaze.

AK T8 [28] (162) 17/5/89.

1 amphora stand, almost complete

1 rim + v. large body frag. wavy lines + simple groove

1 rim frag. precrist plus body frag. of gouged dashes

1 piece green to white Partian glaze

1 body frag., ~~lappid~~, red glaze, rouletting interior, bowl base

1 rim + complete handle of v. large amphora.

1 complete strap handle

AK T8 15/5/89 [29] (142) Huge collection of large vessel sherds.

1 large rim + shoulder frag. plus base of handle, precrist, gougy dashes around groove, then part. wavy lines + further groove.

1 full profile, amphora stand: 1 fine body frag, red slip with rouletting


4 coarse ware bases, 1 hard fired black, odd shape (a mistake?)

1 frag. of handle, round, coarse ware. frag coarse ware with part. gouges

7 coarse ware rims 2 black cooking wares: greasy surface

1 large frag. red slip interior, outturned lip, bowl rim

lamp frag. made into object 85 3 rim frags, weak black + red

1 base frag. footed, weak black interior: 1 lug handle : unusual

AK T8 16/5/89 [28] (155)

1 foot of large storage pithos

1 weak black echeius rim

1 rim with rope decoration with red-brown lines

1 coarse outturned rim.

AK T8 14/5/89 [30] (144)

1 hard fired but coarse ring-footed rim

1 piece gouged-part. lines ware, black exterior, unglazed interior

1 hard fired orange + black body sherd.

AK T8 14/5/89 [30] (134)

Collection of large body sherds

1 large thick weak red glaze plate: base frag.

6 coarse ware rims, some joining

1 neck frag. Coarse ware but thin fabric amphora.

AK T8 15/5/89 [28] (148)

1 coarse ware rim

1 small coarse ware ring base

1 echeius weak red rim

2 body frags, one strong, one weak but fine, red glaze

AK T8 16/5/89 [31] (156)

3 coarse ware bases

3 echeius rims, 1 brown, 1 weak black, 1 weak red

2 rim frags, out-turned, 1 brown, 1 weak red.

1 white fabric round handle frag.

5 coarse ware rims.

1 footless bowl base, thickish, pink/black exterior

5 body frags, assorted types (weak black, sploddy red etc.)

AK T8 [29] (144)

1 very fine plate frag, red glaze, 4 rouletting rings + stamped palmette.

bagged as object 85

AK T8 13/5/89 [29] (115) Very large collection of body sherds

1 large rim frag. of pie crust decoration

④ double handle frags.

1 barley-sugar twist brown fabric, handle frag.

1 coarse ware rim with base of handle.

1 " " body sherd " " " "

13 coarse ware rims: different types.

1 echeinus rim, 1 weak red glaze, red exterior/black interior, 1 brown interior

1 echeinus rim, gritty black

1 cooking ware, rim, small vessel

1 red glaze, outturne

1 rim frag. weak red, raised interior below rim.

1 whole-mouth rim, weak red glaze.

4 body sherds, 1 glossy red glaze, 3 weak black

1 body sherd, gouged part: lines, weak red to brown

1 drip ware (black) coarse ware, pitched interior

1 body frag, weak red, small incised red grooves

1 body frag. greasy black, another part red paint

6 base frags, 4 weak red, 1 weak black, 1 weak black interior with double groove around interior

2 round base frags, bowls, 1 orange to black, 1 coarse black

1 fine red glaze with four rouletting ring + central stamped sunburst made into object no. 76

1 weak red to black plate with 3 stamped palmettes inside two interior grooves around base, made into object no. 77

AK T8 15/5/89

1 Basalt ring

[29] (145)

AK T8 16/5/89

1 Hemistone ring? weight

[28] (157)

AK T8 15/5/89 [29] (158) 1 flat basalt grinding surface.

AK T8 14/5/89 [29] (131) v. large collection body sherds.

rim + shoulder with handle base of large vessel decorated with wavy lines + double grooves.

3 amphora toes.

3 Coarse ware bases

1 double handle

4 Coarse ware rims

1 body frag. glossy red glaze

2 weak red rims

1 body frag. gouged ware.

AK T8 [29] (128) 14/5/89 Large bag coarse ware frags

gritty grey coarse ware rim and shoulder frag. with handle base

1 frag. of glossy red glaze

3 Coarse ware rims

1 coarse ware base

1 base black interior, double groove.

1 weak red rim, out-turned

1 wavy line body frag.

1 echeinus bowl weak red

1 lamp frag. made into object [29] (128) (75)

AK T8 14/5/89 [28] (132)

3 Coarse ware rims

1 rim with pie crust edging + weak red brush strokes

1 body frag. black exterior, orange interior, weak? glaze.

AK T8 [29] (133) 14/5/89. Collection of body sherds

3 body frags. with wavy line decoration

1 body sherd red glaze, 1 weak red glaze

1 body frag. with coiled? rope decoration

1 v. coarse ware rim, large open mouth, with base of double handle plus second frag. 1 coarse ware rim with shoulder flap: unusual

1 v. coarse ware rim 1 coarse ware ring footed base, incised groove interior

1 weak black rim 2 coarse ware rims

AK T8 13/5/89 [29] (115) Bag 2. Large collection of body frags.

- 2 body frags. black gouged part lines.
- 2 body frag. weak black one side / weak red other side
- 4 unglazed rims, out-turned
- 1 frag. of base
- 1 body frag. drip ware

AK T8 [26] (109) 10/5/89

- 2 large body shards of gritty coarse ware: large vessel.
- 1 echinus rim, unpainted.

AK T8 [28] (114) 13/5/89

- 3 coarse ware rims, all out-turned
- 1 coarse ware base, ring-footed.
- 1 echinus rim, weak red paint
- 1 weak black body sherd.
- 1 body sherd, black drip paint.

AK T8 9/5/89 [25] (100) Very large coarse storage frags.

- 1 precist decorated unglazed rim
- 3 coarse ware ring footed bases
- 1 body frag. glossy black glaze
- 1 " " " brown "
- 1 echinus rim, weak brown exterior / black interior
- Body frags. weak red slip, weak red paint outside / grey interior
- 1 unglazed rim, outturned
- 2 whole-mouth rim frags., small cups, reddish paint
- 1 rim, large open vessel, groove below roll-rim on exterior

AK T8 10/5/89 Bag (23) from East Side of trench: main stucco room

- (left dig early to stop tomb-robbing).
- 5 rim frags. (some joining) of very large-mouthed vessel }
- 1 base frag. of large vessel: footed.
- 1 outturned unglazed small rim
- 1 weak red echinus rim.

AK T8 11/5/89 [27] (111). Includes some large storage vessel frags.

- 1 green glaze body frag.
- 1 body frag. brown/black glaze: fine, but abraded glaze on interior.
- 1 large rim frag. with complete handle, greenish tinge, amphora type
- 1 coarse ware body frag. with part gouges
- 1 frag. of strap handle, weak black paint
- 1 body frag. with depressed ring interior, coarse ware
- 1 body frag. with weak red on exterior
- 6 coarse ware rims, assorted, outturning
- 1 weak red/black rim, cup or bowl, two grooves below rim interior
- 2 outturned rims, both weak red.

AK T8 11/5/89 [26] (110) W

Extremely large collection of body frags. bagged separately.

- 1 figurine frag. bagged as ~~100~~
- 1 rim frag. and complete (two pieces) double handle + a number of shoulder frags. of large amphora (Coan type?)
- 4 base frags., ring bases, 1 of plate with red glaze (weak)
- 14 coarse ware rims, all outturned, one with handle base frag.
- 6 echinus rims, 2 red, 1 black, 1 pink interior / black exterior
- 1 weak black glaze plate, outturned rim, ridge + groove inside rim
- 1 whole-mouth, weak red, rim, 1 groove exterior, 2 grooves interior of rim
- 5 outturned colored rims, 1 brown + black, 1 weak black interior, 3 weak red.
- 1 lip rim, 3 grooves below rim interior, weak red glaze
- 3 black glaze body frags., 2 red glaze body frags
- 1 local burnished grey body frag., rubbed interior
- A number of body sherds, some drip, some black + pink fired, some weak red slip, etc.

AK T8 9/5/89 [25] (91)

1 small ? cornice stone frag. painted red, then blue
boxed with architectural frags. imp: evidence.
Some blue + red plaster frags plus black, pink white red + black frag.

AK T6 9/4/86 [17] (38) only body sherds

AK T8 9/5/89 [24] (99)

2 black glaze adjoining frags. ; fine bowl ; buff fabric
2 very coarse storage rims: thick gritty fabric
1 thick hard fired rim: opened mouth, large storage vessel

AK T8 From Work-Room Area were bagged

- 8 clay loam weights as [24] (95)
- * 12 Basalt pieces including 2 joining pieces,
- 10 riverstone pounders + grinders as Bag (118)
- 5 Basalt pounders + grinders as [24] (93)
- 1 riverstone whetstone as [24] (94)
- * 4 small pieces including piece of small loaf grinder as [24] (96)
- * 1 (approx half) of piggy-footed basalt grinding vessel as [24] (97): 2 feet.
- * 1 (approx half) of [] of thick, fine grinding surface as [24] (98)
- * 1 (" ") of [] of thick, coarse " " " [24] (99)
- * 1 corner frag. of [] coarse vesicular basalt as [24] (119)
- * 2 joining frags of basalt vessel [] as [24] (120)
- * 1 frag. (c. half) [] of basalt vessel as [24] (121): coarse
- * 1 frag. (v. thick) of basalt piece: groove for running off? Coarse [24] (122)



AK T8 [24] (99) Pottery: 9/5/89

Large collection of pinkish interior: rubs off on hand.
2 body frags. of black glaze: light buff fabric
1 rim frag. open vessel, heavy stone-ware, greyish: ? mortarium
1 rim v. thick gritty coarse ware
1 body frag. hard grey fabric + interior

AK T8 8/5/89 [22] (86)

1 cooking ware strap handle + associated body sherds: large.
1 coarse ware full-footed base: fish plate
4 1/2 coarse ware base frag. small footed vessels, 1 weak black paint
1 base footless bowl, red glaze
2 red glaze body frags., 1 weak red local glaze/paint
3 weak black glaze body frags.
2 echeius rims, weak black paint
8 coarse ware rim frags., all out-turned
1 rim frag., hard fired, grey amphorikos.
1 mortarium rim, weak red paint
1 cooking ware rim
1 small pinkish fabric, handle frag.
1 simple rim, unglazed, shallow dish

AK T8 8/5/89 [21] (85)

Some large body sherds, including amphora + large storage vessel (- see previous day)
2 rim frags. large ? amphora, coarse ware, large open mouth
1 echeius rim, red paint interior, brown to black exterior
1 rim frag. weak brown paint, open dish, weak lines interior of rim
1 out-turned weak black rim, very large open mouth
weak black + weak red body frags.
1 base frag., unglazed, fish plate
3 base frags, rim footed, 2 weak brown
1 strap handle, rim + body of large cooking vessel: big sample

Neglect this entry: rebagged on next page.

AK T8 9/5/89 [24] (93)

4 basalt pounders, 2 round, 1 pestle shaped, 1 cube: pestle also used in pounding - fine vesicular.

AK T8 9/5/89 [24] (95)

10 river-stone pounders, 1 shaped in broken rectangle. = whetstone?

AK T8 9/5/89 [24] (99)

1 large flat surfaced vesicular basalt grinding surface

AK T8 [24] (98) frag. of very large basalt working vessel with raised edge.



AK T8 4/5/89 (19) (75)

- 1 body frag., unglazed, pie-crust decoration
- 2 body frags with splotchy red paint exterior, large bowl(?)
- 3 large frags. of v. large rim, unglazed, grooved, out-turned
- 1 smallest amphora base, thick fabric
- 1 base ring frag. dark brown exterior, black interior (point)
- 1 cooking ware strap handle + cooking ware body frags.
- 1 body frag, gouged part: grooves, black exterior, unglazed (pink) interior, gritty fabric
- 1 body frag, black one side, weak red other, ? plate.
- 1 base frag, red glaze, thick, buff fabric
- 1 body frag, weak black glaze
- 1 ring base frag., red slip, 2 part: grooves interior, black firing area in interior + 2 body frags? associated?
- 1 coarse ware base frag., footed, 2 weak part: grooves interior, grayish-green colouring
- 1 fine rim, weak red over rim (whole-mouth bowl / cup)
- 1 body frag. weak black, part: grooves on exterior
- 3 echeinus rims, 1 weak black, 1 weak brown, 1 hard red interior, unglazed pink exterior
- 1 outturned rim, pinkish with black firing patches
- 1 frag. hard grey ware
- 1 thickish rim, hard pink with black firing on rim, 2 grooves below exterior
- 1 unglazed rim, groove inside, common type
- 1 outturned rim, weak black
- 1 whole mouth rim, weak black
- 1 weak black glaze, base footed frag.
- 1 outturned unglazed rim,
- 1 poorly made, reddish red rim, small

AK T6 8/4/89 (11) (27) nothing to report

AK T8 (20) (76) 4/5/89

1 rim of coarse large storage vessel, otherwise collection of v. large pieces from a storage vat, thick, v. mild curve, reddish outside, brown interior. N.B. more pieces of same found 8/4/89.

AK T6 (15) (29) 9/4/89 (to be bagged)



- 1 amphora toe, coarse
- 1 coarse ware cooking frag.
- 4 unglazed, footed, base frags. (1 small, 1 medium, 2 large)
- 1 fine, red glaze, whole mouth bowl. Buff fabric
- 1 body frag. black exterior, with fine incised lines, red interior: high quality
- 3 echeinus rims, 1 unglazed, 1 weak red / black paint, 1 hard-fired black / gray fabric ware.
- 1 body frag greyish colour, 2 incised grooves interior, ? bowl.
- 1 out-turned rim, weak black exterior / groove below rim exterior, black to red interior
- 1 unglazed rim, pinkish fabric, groove below interior rim, weak groove on exterior
- 1 unglazed rim, similar to above, whitish fabric, no exterior groove
- 2 unglazed out-turned rims
- 2 weak painted rims, 1 red, 1 red exterior, black + red interior


AK T6 (17) (29) 9/4/89 (to be bagged)








- 1 red glaze footed base frag. thickish
- 2 unglazed base frags, ring-footed, small vessels.
- 1 coarse ware rim frag. unusual rim
- 1 hard fired dark reddish / brown body frag. + fabric
- 1 rim frag. unglazed

AK T8 (20) (77) 4/5/89.


- Large collection of body sherds, some from large ? amphorae
- 1 amphora rim plus base of handle, weak black exterior, pinkish fabric interior, outturned rim
- * A number of unglazed frags. (body) with v. pink interior (colored by contents)
- 1 unglazed rim, bowl, groove below interior rim
- 2 coarse ware, out-turned rims, blackish on rim + interior
- 1 weak red, out-turned rim, groove at interior edge of rim
- * few samples bagged with diagnostics


AK T8 2/5/89 18 63 medium bag of body sherds
1 large body frag neck + shoulder, storage vessel 
1 rim frag. (adjoining) of same vessel, thick pinkish fabric 
1 frag. strap handle, weak black paint?
2 echeius rims, 1 weak black/brown, 1 weak red paint
1 body frag towards base of ? Megaron type bowl, red glaze,
rouletting inside groove exterior, then second groove followed by dots



 3 body frags weak red glaze
1 large red glaze plate frag
1 body frag. red glaze, fine-ish.
1 in-curved rim weak black paint, another weak red paint

AK T8 17 64 2/5/89. Biggish collection of sherds
1 large body frag, drip red/brown painted ware, bright pink interior, coarse
1 mammary toe, coarse storage vessel, dimple at nipple
1 cooking ware, strap handle
6 frags. cooking ware, high-necked vessel?, very gritty grey fabric
3 frag. cooking ware black/brown fabric
2 amphora toes, fragmentary, smallish, accidental hole at base of one.
1 base frag., footed, unglazed, low base.
2 unglazed rim frags:  - unusual
1 unglazed body frag. with unusual decoration below grooves 
Somewhat raised + nobbly
1 open turned rim weak red paint , another weak red similar. 
1 rim frag.  unglazed
1 body frag, amphora, "burnt" interior, coarse ware
1 body frag., thick grey fabric, pinky shade interior
1 small amphora rim frag 
1 echeius rim, weak red
1 rim, bowl, unglazed 
1 frag. of nucia bagged as object 40: naturally occurring?




AK T6. Sample of gypsum render bagged.

AK T8 1/5/89 17 57
1 body frag. black glaze exterior, red interior
1 amphora toe, blackened interior, large
1 gritty hard fired body frag.
3 body frags cooking ware
1 strap handle " "
1 curving-to-the amphora body sherd
1 neck + rim amphora with  on bottom of neck.
← groove + ridge
3 base frags., triple incised lines around interior / footed base in 1,
in 1 weak red paint, footed, coarse fabric, in 1 pink hard fabric
also footed ring base.
1 base (no ring foot), small bowl, unglazed
3 echeius rim frags: weak black/red wares
2 rims, unglazed, large coarse-ware open-mouthed vessels
3 painted-ware body frags., 1 red, 1 red/brown splotchy, 1 red
1 base grey exterior, red interior (paint), gritty grey fabric



AK T8 3/5/89 19 68
1 lamp nozzle, weak brown paint, burnt end.
1 small strap handle + body frag., weak black paint
1 strap handle frag., large unglazed.
1 ^{rim} body frag, greenish, incised groove exterior, echeius shape
2 echeius rims, 1 red glaze, 1 weak brown/red paint
1 body frag., red glaze
1 ~~rim~~ rim frag., ? unglazed, echeius shaped.
1 body frag. dark cooking ware
1 rim frag., hard pink fabric  unglazed.

AK T8 3/5/89 20 69
1 metal frag. (blade) bagged as object 39
1 black glaze, rim footed, amphoriform?, base + body frag. 
1 base frag, unglazed, fish plate, pinkish fabric
1 base frag., unglazed, footed, smallish dish
1 cooking ware body frag.
1 rim frag.  pinkish, gritty fabric
2 body frags: red glaze, one fine plate
1 rim frag., echeius, black paint, smallish vessel.
1 base frag., cooking (i.e. burnt exterior) vessel, unglazed, weak interior groove
around centre



AK T8 [11] (38) 24/4/89

- 1 roughly made amphoriskos tre, unglazed 
- 1 unusual red-glaze handle, ribbed 
- 1 outturned unglazed rim 


AK T8 [16] (50) 27/4/89 Very large body frag. collection, with v large pieces

- 1 lamp frag. with? animal in raised relief bagged as object 
- 1 fish plate base, light brown
- 1 ring base frag, unglazed.
- 1 twisted (squewed) handle frag.
- 1 body frag. red glaze (dark), buff fabric, abraded.
- 1 body frag., weak red glaze
- 1 body frag. weak dark red paint, 1 splotchy red paint
- 1 body frag, small cup, weak red paint
- 1 body frag. dark paint (black)
- 1 rim frag, drip brown paint, wide-open dish, 2 part: grooves inside rim
- 3 echinus rims, 1 weak red, 1 brown/red, 1 weak black
- 1 unglazed rim, coarse ware, wide-open bowl, 1 groove inside rim
- 1 out turned rim, small, weak black, ridge + groove inside rim
- 1 weak red rim (interior) , exterior unpainted.





AK T8 [18] (58) 1/5/89 large body frag collection, including v large pieces

- 1 round-bellied, spouted vessel with handle frag. with joining frags (5)
prob. more pieces in body sherds
- 1 high-gloss black glaze body frag., fine
- 1 red glaze plate frag.
- 5 body frags: cooking ware
- 1 body frag red glaze (fine), 4 part: grooves 
- 1 coarse black footed base frag., 1 base frag weak red interior
- 1 unglazed body frag.  wavy lines + dashes
- 1 large base frag. unglazed, big vessel, footed.
- 1 rim frag. open unglazed vessel, groove inside rim
- 1 echinus rim frag., weak red
- 1 weak black body frag, thick fabric
- 6 body frags, weak painted ware, brown or red.

[14] (39) cont'd.

- One neck and body frag. of large vessel, handle complete connected to rim, adjoining rim frag.
- One dark grey base frag. (round)
- One footed grey base, large.
- 2 connecting frags, base, weak red glaze, double grooves, interior, single groove underneath
- 1 very large frag. of base (with joining frag.), large red glaze plate, single round of rouletting
- 1 weak black glaze, whole-mouth bowl, single incised line interior
- 1 strong red glaze, body frag., fine buff fabric
- 1 echinus rim bowl, weak black paint exterior, black + pink firing interior
- 1 echinus rim, unglazed, fine coarse ware
- 1 solid frag of argenterium, weak black over buff fabric
- 1 body frag. incised grooves, weak red paint
- 1 rim frag. small amphora 
- 5 frags. of coarse ware open rims
- 1 coarse ware open rim, black exterior (? burnt)

AK T8 [15] (51) 27/4/89. large body frag. collection

- 1 very large mortarium rim  of this type: weak brown paint.
- 3 strap handles, including 1 weak black with body frag. (close to rim), 1 weak black, 1 unglazed. 1 body frag (unglazed) with handle base.
- 1 grey ware small ring base
- 1 abraded base, with fish plate interior surrounded by groove: unglazed.
- 1 body frag. weak black with part: grooves 
- 6 coarse ware rims, various types, open vessels.
- 3 echinus bowl rims, 1 weak black/red, 1 weak brown
- 1 cooking ware rim
- 2 weak red glaze body frags.
- 1 bright red glaze base frag. (no foot)
- 2 black-interior rims  - 1 of this type
- 3 rims, weak paint, 1 weak red, 1 weak black/red (both out turned), 1 weak red black 
- 1 black drip body frag.

AK T8 [11] (38) 24/4/89

1 small bag

1 small piece flat but coarse basalt, otherwise nothing of interest.

AK T8 [14] (38) 24/4/89 SW.

Very large collection of coarse ware frags. apparently including one large amphora - one necking body frag. & other storage vessels

1 body frag. with handle base

2 connecting rim frags (large)

1 solid (very coarse ware) handle frag.

3 coarse ware rim frags, including 1 odd shape

1 coarse ware base frag

1 fine rim frag, red paint, whole-mouth, groove outside exterior rim

2 body frags, 1 lustrous brown glaze, 1 light glaze with white paint added

1 orange fabric, whole mouth, medium coarse rim

1 weak red/black rim, groove below exterior rim

1 red drip ware body frag.

1 open dish weak brown/black/red paint

AK T8 [12] (39) 24/4/89

1 large collection of coarse body sherds

1 large body frag

AK T8 [13] (41) 25/4/89

3 bases coarse ware, frags, 2 large pieces

1 base red glaze, large frag. buff frag. plus body frag. thick, but finely made

1 sharp handle frags, one shaped

1 body frag weak red glaze (with black splashes)

2 rim frags, coarse ware

2 rim frags, 1 weak red + black, 1 weak black.

AK T8 [14] (39) 25/4/89

Exceptionally large body frags (from vat.) & frags of coarse ware storage vessels

1 body sherds with pie crust around body and swirls above

2 amphora toes, one pointy, one open flaring, one

AK T8 [4] (19) 19/4/89 - large collection of sherds

1 shoulder + neck frag. with wheat-ear decoration below groove

2 grooves with rims on shoulder.

1 body sherd, 5 part: grooves, unglazed

1 body sherd, whole for mending, unglazed

1 base frag, greenish, no foot to speak of

1 base frag. splotchy red, double grooves around interior

1 base frag, unglazed

8 cooking ware frags

16 echeius bowl rims, 1 grey ware, 7 weak red, 1 greenish unglazed, 1 pinkish interior/weak black-brown exterior, 1 blackish interior/exterior, 1 abraded chocolate glaze.

7 out-turned medium-coarse ware rims, assorted styles

6 body frags. weak red glaze

1 body frag, red glaze, abraded exterior, double rouletting interior

1 echeius rim, pinkish interior, weak dark red to black exterior

1 fine body frag, black glaze exterior, pink interior

1 incurved rim, groove below lip, black on exterior of rim fading to dark orange, dark red interior.

1 weak black rim, part grooves below rim exterior

1 open-mouthed fine vessel, part grooves interior, dark red paint

1 weak black rim single groove inside rim.

AK T8 [12] (39) 24/4/89. large collection of body sherds.

1 body sherd with hole (for carrying?). Possibly from large storage vessel. Thick gritty brown.

1 rim of v. coarse, open necked, storage vessel. Large.

1 lamp frag, burnt inside, pinkish fabric.

3 base frags, one weak black.

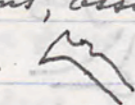

5 body sherds, weak red.

1 body sherd with base of handle, unglazed

2 coarse unglazed rims, one open flaring

1 fine echeius rim, red apart from splash of black, fine


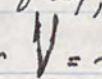
AK T8 [3] (10) 18/4/89

- 3 echeius bowl rims, 1 (large) red drip ware, 2 weak red paint, 1 (large) weak black exterior/brown interior, 2 (small) black
- 1 poorly made mortarium rim, painted red rim + interior.
- 4 out-turned coarse-ware rims, assorted types + sizes
- 1 dark brown painted ware rim  double groove inside rim
- 1 whole-mouth weak black bowl incised line around interior, fine
- 1 open turned rim  weak black + red
- 1 weak black rim, double incised grooves, interior: 1 rim but 1 groove, brown
- 3 frags, different shallow bowls, unglazed, rims

AK T8 [9] (32) 23/4/89

- Very large frags. from 'vat' one with weak rope decoration, double line, another with 3 lines of rope decoration - suggests pithos vessel.
- 1 handle frag, ridge in middle, weak black/orange
- 1 red glaze body frag.
- 1 weak black body frag: coarse fabric - abraded.
- 3 coarse ware rims
- 1 base frag, weak red interior, double ^{part} grooves interior.

AK T8 [7] (29) 23/4/89

- Collection of very large body frags. (coarse)
- 3 body frags. cooking ware
- 1 simple amphora toe 
- 1 glossy red glaze with double line of rouletting, bowl or cup
- 1 whole mouth red glaze cup, fine, abraded exterior which has groove below rim
- 2 joining frags, dark brown glaze with black around rim
- 1 neck + rim, open flaring, weak brown paint
- 1 shoulder frag, weak orange fabric, with incised part grooves, 10 of them  = like this
- 1 unglazed rim, whitish fabric
- 1 open-turned rim, shallow bowl, double groove inside lip, brown paint.

AK T8 [5] (26) 22/4/89

- Some large frags. - from vat?
- 1 complete? amphora handle with body, handle at a twist
- 1 fine Palace ware frag., plate, rising to rim.
- 4 echeius rims, 1 weak red-pink, 1 unglazed, 1 weak black, 1 weak brown
- 1 body frag grey ware
- 2 body frags. cooking ware
- 1 body frag. weak red.
- 1 frag, twisted unglazed handle


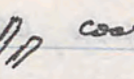
AK T8 [3] (10) 18/4/89

Amphora Handle ετοϋ? bagged as object no. 18 = ετραπετοϋ

AK T8 [10] (35) 23/4/89 Small bag.

- 1 body frag of contorted strap handle, unglazed
- 1 body frag red glaze, thick buff fabric
- 1 coarse ware echeius bowl rim
- 1 weak black rim, outward flaring.
- 1 abraded rim, coarse reddish fabric, open mouth.

AK T8 [8] (34) 23/4/89

- 1 small amphora toe, broken  simple type
- 1 handle frag with body with part grooves  coarse-ish brown fabric
- 1 body frag red glaze (weak) part incised lines in interior, shallow bowl
- 1 base rim, coarse ware, groove around interior of foot.
- 3 outturned rims, weak red to brown paint
- 1 whole mouth coarse ware bowl, groove inside rim, burnt(?) interior, rim frag.

AK T8 [3] (10) 18/4/89: large collection

- 3 body frags. incised part grooves, 1 weak black, 1 weak red, 1 weak brown, 1 very large, pinkish exterior
- 5 cooking ware body frags.
- 1 body frag. grey ware
- 7 body frags. weak black glaze, 2 with splotchy red on exterior
- 5 weak red. body frags
- 1 red glaze body frag.
- 6 base frags., 2 fish plate style, 1 weak red with 2 part grooves around interior

AK T8 19/4/89

[7] (2)

2 deep groove flutes in decaying limestone.

AK T8 19/4/89


[7] (11)

Unusual roof tile with curved edge




AK T8 22/4/89 [6] (21)

another piece of moulding



AK T6 11/4/89 door way moulding, corner piece



AK T8 18/4/89 [3] (13) NE

4 bases, 3 coarse ware, 1 weak red with double grooves interior of base

12 frags. cooking ware, body shards.

1 amphora toe, smallest

1 body frag with handle base, coarse ware, small vessel

5 echeinus rim frags, all weak red or black paint, 1 fairly coarse fabric

1 out-rolled rim frag. black exterior, black then dark brown interior, glazed rather than painted? ridge inside rim, unusual piece

1 very fine red-glaze body frag.

6 unglazed rim frags, 3 of shallow open bowl (prob. related), other three open (different) styles

5 rim frags, 1 open bowl/weak black, 1 rim but weak red, 1 weak black

1 red paint ware, open-flaring rim, incised groove interior, thickest

7 assorted body frags, red or black, bowls + plates.

AK T8 18/4/89 [3] (11) Centre

1 lamp frag, made into object, near handle

6 base frags, 2 weak red interior, 1 red exterior/black interior with degenerate palmette

4 handle frags, 2 weak red, 1 coarse ware (cooking)

1 base of shallow 'plate' weak red

1 ungarterium stopper or base, gray ware, poorly made

T8² [1+2] (2) 16.4.89 cont'd.

4 echeinus bowl rims, 1 black/red outside, red inside, 1 black drip ware, fine, 2 weak black paint, small

2 rim frags, metallic grey ware

1 whole-mouth rim frag. weak black on rim turning to red: fine

9 unglazed rim frags, assorted styles

3 open flaring rims, 2 weak red, 1 weak black with red-pink below rim on interior

1 open rim, weak black with traces of incised lines on shoulder

1 rim, small, weak red, slightly incurving

1 weak black curved frag, ? frag. of strap handle

5 body frags. coarse cooking ware, 1 thickish, 4 thin

1 very fine, 'Pergamene red' frag., buff fabric, tiny cup

3 body frags. splotchy red painted ware

1 body frag, dark brown painted ware, towards base, with 2 incised grooves interior, weak line decorations exterior, open bowl.

14 body frags, 3 weak black, 1 finish red glaze with double rouletting, 1 weak black

2 thick body frags, 1 black, 1 grey interior

AK T6 [10] [13] (1) 8/4/89

1 large basalt loaf grinder


AK T8 17/4/89

[3] (6) (A)

3 guttae [O O] limestone fragment.

AK T6 12/4/89

[27] 56 door/room moulding

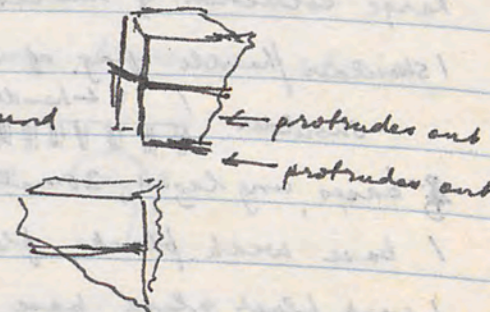


AK T8 15/4/89 + AK T8² 16/4/89

[1] (3) (A)

[L1] (1)

architectural moulding, possibly door surround




Zero point : $111^{\circ} 23'$

90° (E.) : $21^{\circ} 23'$ 5m

45° (SE) : $66^{\circ} 23'$ 7.1m.

T8 [1+2] ② 16/4/89

1 centre piece of plate with radiating 3 grooves around centre and stamped rosettes, weak red glaze.  bagged as T8 [1+2] ④

T8 [2] ⑤ 16/4/89

1 base frag, green Parthian, thick coarse fabric, bright green

1 base of hard metallic grey ware


2 body frags, coarse cooking ware, brown/terracotta : brown/black

1 rim frag of huge coarse ware jar, gritty red, other parts from T6

1 base of unglazed exterior, weak red interior, small vessel


1 small echinus rim, weak red, 3 incised grooves exterior

1 open mouthed bowl, weak black/red, incised series of grooves interior


1 unglazed rim, v. open dish 

1 echinus rim weak red interior, weak black exterior

1 rim of open vessel, double grooves below exterior rim, weak pink

1 rim of pinkish fabric, open vessel 

? 1 lamp base frag, weak pink exterior, unglazed interior

1 rim frag, unusual, broad lip  weak red/black exterior, weak black exterior

T8(2) [1+2] ③ 16/4/89

Large collection of sherds

1 shoulder/handle frag. of unglazed (pinkish inside) with part grooves below

Shoulder  * handle base

5 bases, unglazed, 2 small, 1 pinkish fabric, 1 weak brown inside

1 base weak black, flatish plate?, big curcium faransa

1 weak black glaze, base frag., splotchy black/brown inside


1 base, pink painted ware, double grooves around interior

1 rim frag, pinkish fabric, coarse, single grooved, outward flaring rim

1 body frag, glossy red-brown glaze, thickish fabric

1 body frag. greyish ware

1 coarse ware base frag. (brown)

1 coarse ware rim, traces of black exterior, 

1 body frag, unglazed exterior, ?pitch interior

AK T6 12/4/89 [24] ⑤

2 inward curving rim frags. weak red paint

1 body frag weak red exterior, 1 body frag. echinus bowl weak red

1 base frag., red paint with interior rings and two grooves, finish fabric

1 out-turned rim frag., 2 incised grooves interior of rim, weak black exterior


1 body frag, red interior, pink + black exterior

1 rim frag, coarse ware, outward flared rim

1 coarse ware rim, outward flare, single groove interior

1 body frag, lightly incised lines exterior unglazed

2 coarse ware rims, different

? 1 half hole? of body frag. , fired as hole, unglazed or figurine frag?

assorted body sherds, drip ware red, red + black, weak red interior, weak brown, weak black

3 coarse ware body gritty grey

1 cooking ware, black exterior, orange interior


AK T8 15/4/89 (to be bagged)

1 pointed toe (unguentarium?) hard fired pink

1 weak black glaze, body frag., light fabric

1 body frag. of large coarse ware orange-ish fabric with hole pierced (for carrying-rope?)

1 body frag. curving to neck, weak orange flare on exterior, drip red paint interior.

1 outflaring rim, weak black/brown paint 





1 brown paint plate, base frag.

AK T8 15/4/89 1 body frag.



AK T6 11/4/89 [23] (43)

- 1 large mammary-toe, 2 frags joining, prob. base of [25] (59), v. coarse
- 1 frag. rope handle
- 1 rim frag. pie-crust (cf. [21] (41))
- 1 echinus rim, grey ware interior, greenish on exterior, metallic grey fabric
- 1 body frag, gritty black fabric (cooking?)
- 3 assorted coarse ware bases
- 1 body frag grey ware
- 1 simple rim, v. coarse, pinkish, open vessel
- In body frags. several coarse ware frags, unglazed exterior, black (? pitch) interior.





AK T6 [26] (57) 12/4/89

- 1 (?) toe of ungentarium, solid  coarse-ish, brown
- 2 frags, coarse base, weak red exterior
- 1 leg frag. of ungentarium, solid, light brown fabric
- 1 body frag, unglazed, outside decoration of incised grooves (3) + wavy line 
- 1 very thick base frag, weak black interior 
- 6 coarse ware rims, assorted styles
- 5 medium coarse ware rims, 1 echinus rim, 1 outward curved 
- 2 weak black
- 1 body frag, just below rim, echinus shape, weak brown interior
- 1 body frag, weak brown interior, weak black exterior, fine light fabric
- 5 body frags, coarse cooking ware
- 1 body frag, weak brown
- 1 weak red, rim, small cup?, echinus shape, 3 shallow grooves below rim on exterior

AK T6 [25] (59) 12/4/89

- 1 large coarse ware rim, thick pinkish fabric  large open vessel
- 1 body frag, weak brown ^{+ red.} paint exterior, v. coarse fabric, exterior with incised decorated lines, of this type  (roughly sketched!)
- 1 small echinus rim, weak black
- 2 very large coarse ware joining frags. of large open necked storage vessel, gritty brown exterior, black interior. Several body frags in assorted bags

AK T6 [21] (41) 11/4/89

- 7 rim frags of large open necked unglazed vessel with 'pie-crust' decoration under rim and on shoulder of body frag.
- 2 frag (joining) making complete handle prob. to vessel above with body frag. attaching. Unusual curved handle shape
- 1 base frag. coarse but thin unglazed, fish plate in centre with strange knob in centre, smallish
- 1 rim frag.  weak brown paint on rim inside + out, otherwise unglazed, medium coarse, shallowish bowl, 2 weak ribs on exterior
- 1 base frag, very broken, prob. fish plate, coarse, thin
- 1 rim frag, ? shallow bowl, simple rim, out curve, ? cooking vessel, black interior (burnt)
- 1 rim + neck of coarse cooking ware, brownish (pale), burnt exterior, rough fabric, plus one body frag.
- 3 frags of coarse ware bases, 1 small, 2 large vessels
- 1 rim + neck frag. coarse thick pinkish fabric outward curved rim  with most peculiar ~~mark~~ on outside of rim, ancient mark
- 1 base frag. of centre rim, ^{brownish-} grey ware, smooth glaze
- 3 coarse ware rims, outward flaring or simple
- 2 rim frags, joining, ? plate, weak red paint
- 2 echinus bowls, rims, weak brown paint
- 1 rim frag, weak red, double incised grooves interior 
- 5 body frags, weak black, brown, red painted wares
- 1 fine ware, brownish red glaze, body frag, abraded lines on exterior
- 1 gloopy red body frag, thickish buff fabric, palace ware, ? cup or bowl
- 1 rim frag. weak red paint (darker on exterior), ? large open bowl, incurving rim 
- 1 body frag, fine glaze, light black to brown
- 3 assorted body frags, 1 greyish ware, 1 weak red, 1 weak red interior + partly red exterior (medium fine)
- 1 coarse ware rim, inward curving, simple rim
- In large bag of body frags are coarse cooking ware frags, black (? pitch) interior frags, brown brittle ware frags, + large storage vessel body frag associated with rims of [25] (59)

AK T6 [19] (38) 10/4/89 cont'd.

unusual base frag, outward pushing foot



AK T6 [20] (39) 10/4/89 (to be bagged, drying)

2 body frags cooking ware

2 body frags, black (? pitch) interior, unglazed exterior

2 body frags. thick pinkish fabric large vessel with weak red painted line around body

another body frag. apparently with irregular red swirls

1 rim frag. } cup, weak black interior, greenish unglazed exterior

1 frag. of base foot

AK T6 [20] [40] 10/4/89

1 rim frag. of pie-crust decoration, large vessel, coarse orange fabric

1 'fish plate' interior rim, thin but coarse terracotta ware, no base

2 frags (joining) base rim, burnt interior, largeish

1 fine red rim frag. (? cup) } beaded groove under rims, top quality

1 body frag echenius bowl, red } exterior, brownish interior

1 body frag weak black glaze exterior, coarse fabric

6 body frags chunky grey ware

2 body frags. black (? pitch) interior, unglazed exterior

2 body frags. splotchy brownish red + black, 2 different vessels

1 grey fabric

AK T6 [23] [51] 11/4/89 second bag.

1 amphora toe, smallest pitch inside plus one body frag.

1 double handle broken, 2 round handles with centre roped, coarse greenish fabric

1 body frag. unglazed interior, weak black exterior

1 broken rim, simple curve, open bowl

AK T6 [22] [42] 11/4/89

1 coarse body frag. coarse brown fabric base of handle

1 body frag. fine red glaze (palace ware?), plate?

1 body frag, thin, coarse ware

1 body frag. grey ware, thick, coarse

1 frag. strap handle

2 base frags, pinkish unglazed, same vessel

AK T6 [6] [10] 5/4/89 cont'd

1 red-glaze base plate with rouletting

5 coarse ware rims, assorted styles

5 echenius rims, 1 weak red on top of rim, weak black exterior brownish interior, 1 weak black exterior pinkish interior,

1 brownish paint, 1 weak red paint

2 coarse ware rim (very rough) outward flaring, brown/black base of small vessel, concentric circles on bottom base.

1 rim, weak black, incised groove, exterior

1 body frag. weak brown glaze

1 rim frag, outward flaring, blackish

Very large bag of body sherds

AK T6 [16] [28] & [18] [34] 9/4/89 Combined (table blew over)

1 large amphora toe



1 frag. of coarse mammary toe } large base

1 base frag. semi coarse ware, reddish brown interior with groove encircling base

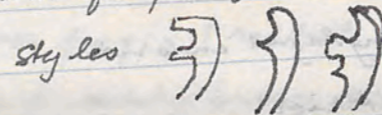
1 body frag. coarse cooking ware

1 body frag. blackish outside, pink inside

1 body frag. reddish inside, unpainted buff exterior

1 echenius rim, weak black paint, smallish

3 rim frags. of coarse rim vessels, outward flaring, assorted styles



1 body frag whitish exterior, pinkish fabric, part: incised grooves frag. coming up to neck

AK T6 [19] [38] 10/4/89 (to be bagged, awaiting drying)

1 body frag, cooking ware


1 glossy red glaze body frag, thickish buff fabric, double grooves interior, cup or bowl

4 coarse ware rims, outward flaring, different types, 2 large, 2 small.

2 body frags rough blackish ware

1 base frag. coarse ware medium size

AK T6 [10] (14) 8/4/89

16 frags of coarse pot, with ?pitch coating (black) on inside, unglazed exterior including rim frag  exterior band.

1 small rim frag red glaze, fine ware.

1 rim frag, coarse, reddish fabric, exterior band, similar to one above but not identical.

AK T6 [13] (22) 8/4/89

1 body frag fine black glaze, hard fired, fine ware, cup or bowl

1 " " black outside, dark red inside, cup or bowl

3 body frags, greyish ware, 1 eugentarium shape?

1 echeinus rim fabric weak black inside, unglazed outside

1 fine rim (? cup) weak brown paint

1 rim, splotchy red on terracotta, ? cup

1 rim, bowl, pinkish inside, pinkish on lower exterior, reasonably fine

1 coarse ware rim

1 v. coarse ware body frag, curving to rim?

1 frag. (body), black (pitch?) inside, unglazed.

AK T6 [12] (21) 8/4/89

large no. of body sherds including v. coarse ware (thick) vessel.

1 fish plate base, weak brown paint inside, pinkish fabric, thick

1 base frag, weak black paint on exterior

1 base frag, greenish-white exterior, unglazed interior

1 body frag. echeinus, part-red exterior

2 coarse ware rims, outward flaring

2 body frags greyish ware, 1 burnt interior?

1 outward flaring rim, burnt exterior, brown interior

1 frag, body, with ribbed interior, light red.

AK T6 [6] (10) 5/4/89

reins: 1 v. fine frag. parchment, 2 par^t pairs incised lines, join hole of ancient mend

4 base frags, coarse ware, 1 fish plate

1 broken amphora toe

2 body frags, weak black with touch of red

1 base frag, black + red ware, ? bowl

AK T6 [3] (1) 5/4/89

v. large bag of sherds

1 large coarse ware handle

2 base frags. coarse brown fabric

5 base frags coarse ware, 1 fish plate type (small)

1 fine piece body sherd black glaze


1 broken toe, weak black paint

7 frags. of coarse cooking ware

2 broken strap handle frags

5 assorted coarse ware rims

1 fine red glaze base frag.


1 incurving weak black paint rim frag. 

1 small rim frag. } double groove inside
weak red

2 weakish red body frags

1 frag, weak black paint, incised groove

AK T6 [11] (15) 8/4/89

1 solid amphora toe 

lots of pottery including v. coarse ware thick vessel body frags

1 frag. black glaze base with redletting inside "|||", thickish brown fabric

3 rim frags. echeinus bowls, 1 weak black, 1 brown, 1 finer red.

1 body frag. weak black glaze

1 rim frag. splotchy brown outside, red inside, fine, cup?



4 body frags, 1 reddish glaze with ochre misfiring, 1 pinkish inside

with patchy brown outside, 1 weak red, 1 patchy red outside unpainted inside

1 body frag, weak black outside, outside upper register black, lower orangey-red

4 rim frags. coarse ware open vessels, assorted styles

2 coarse ware base frags, 1 brownish fabric weakly fired



2 rim frags. weak black paint, cup  and  bowl.

2 rim frags, v. weak brown paint, smallest vessels




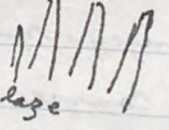
1 rim frag, small ? plate, weak black paint on pinkish fabric, double grooves on exterior

1 body frag. ? grey ware


AK T6 [6] (12) 5/4/89


- 1 frag of coarse ware handle 
- 2 frags of bases, pinkish ware
- 2 frags. coarse ware cooking
- 1 body frag. coarse ware, pinkish fabric, 2 part incised lines
- 3 frags of rims, out curving, 1 with weak black paint
- 1 body frag. red glaze, buff fabric
- 1 coarse ware echinus rim bowl
- 1 rim(?) frag. coarse ware with jagged rim  on inside
- 2 further small rim frags
- 1 weak black body frag.

AK T6 [2] (1) 4/4/89



- 2 amphora toes 
- 1 ungentarium base?  solid, coarse fabric
- 1 curious twisted handle, prob. horizontal with upward curve, coarse ware 
- 1 base frag, fish bowl, reddish weak paint, sharply rising
- 1 base frag, small fish plate
- 1 body frag with base of handle whitish coarse ware
- 2 frags of small base, fish plate type
- 1 undecorated but fine echinus bowl rim, another incurving frag. weak red
- 1 small frag of base
- 7 rims of outward curving bowls or vessels, assorted types
- 1 weak brown body frag incised grooves 
- 1 very small but very fine frag. of black glaze
- 1 weak red body frag.

AK T6 [9] (3) 6/4/89

- Small bag of coarse ware sherds with 2 diagnostics
 - 1 body sherd thick coarse ware with splat red decoration + 2 part red lines (weak)
 - 1 body sherd dark red inside weak black outside.
- AK T6 [7] (1) 6/4/89
- 1 body frag of 'Palace ware' rich brown glaze
 - 1 amphora toe 
 - 1 ring base (holed) coarse greyish ware
 - 1 base coarse ware whitish-green fabric
 - 1 body frag coarse ware cooking vessel
 - 2 frag. coarse ware weak red, one frag with shoulder + flaring outwards towards rim
 - 3 rim frags coarse ware, all out-turned rims




AK T6 6/4/89 [8] (3)

- 4 body sherds coarse ware cooking
- 1 very large frag of amphora towards toe
- 1 ungentarium base (tricus foot) in gray ware (no sheen)
- 1 frag. of large strap handle attached to body 
- 1 full base of coarse ware vessel
- 1 broken base of weak painted ware, black outside, red & black under base, brownish inside, high foot 
- 1 base broken of smallish vessel, light red painted ware.
- 1 rim frag, echinus, weak pink
- 1 frag. of strap handle
- 5 rim frags, all outward curving, assorted styles, 1 weak pink + slightly rolled.
- 1 body frag weak red ware
- 1 body frag coarse fabric black paint with incised groove.

T5 [1] (1) cont'd

2 body frags with incised part grooves, one deeper than the other



twelve frags of coarse ware cooking vessel plus? frag of spout?


Very large frags of coarse ware vessel with painted red wavy lines

red lines plus in drip-ware style in red.

1 coarse ware base, small vessel.

1 curious body frag of small vessel with ripple decoration (possibly figurine?) close to rim with a joining piece, weak black paint

1 rim frag, large open vessel



AK T.1 [1] (1) 2/4/89 clearance.

1 complete but broken fish-plate base, small, reddish outside, brown inside

1 complete small base

1 large open, broken, fish plate, coarse, unglazed

1 small amphora toe

10 coarse ware cooking frags

1 amphora toe, broken, greyish ware

1 body frags, coarse, incised part lines // // // etc.

4 echinus rims, 1 brown paint on rim, 1 red paint

2 rim frag. red glaze, fine

2 body frags red glaze

Coarse ware rims

AK T.5 [2] (5) 4/4/89

largely coarse ware sherds but includes 3 rim frags one of large open vessel pair of incised grooves inside and one coarse ware strap handle (broken)

AK T3 [1] (1) 2/4/89

2 rim frags of extremely thick + coarse storage vessels, reddish colour.

1 body frag, pinkish interior, whitish exterior, incised lines part, thin shallow lines

1 frag. of cooking ware, black outside, body frag., thick, coarse ware

1 base frag. of handle, broken

1 small body frag of v. light red painted ware, with greyish blotches

AK T1 [1] (3) 2/4/89

1 small frag echinus, weak black outside, weak red inside, rim

1 " " " , rim, weak orange colour, fine

1 amphora toe

1 base frag, weak orange inside, smallish base

2 frags, body, whitish outside with small lines (wheel marks?)

1 buffy pink inside

AK T1 [1] (1) 2/4/89

1 rim large open vessel, outcurved

1 broken handle, coarse ware

1 body frag, fine, red glaze

1 rim frag, narrow vessel, unglazed

1 rim, Parthian green, coarse fabric , incurved bowl

2 body frags coarse ware cooking ware

1 large base, coarse ware upside down

1 body frag, weak black

AK T5 [1] (1) 3/4/89

7 frags of fine 'Palace ware', dark reddish-brown glaze with thick buff fabric, including 1 rim

1 extremely fine; rim frag, ? up , 'Palace ware'

6 frags of greenish coarse ware (some joining) with incised wavy lines 1 rim with pie crust/rope decoration at rim

[Faint, illegible handwritten text, likely bleed-through from the reverse side of the page.]

[A blank page with a light cream or off-white tint, showing minor signs of aging and discoloration.]