

Acropolis T2
T4 1988

G. Shepherd



Coin p. 12, 29.

STUDENTS NOTE BOOK

No. 593

JEBEL KHALID 1988

① ACROPOLIS TRENCH TWO

② ACROPOLIS TRENCH FOUR

GILLIAN SHEPHERD

10/11/2014
The field was very dry today. The ground was very hard and the plants were very dry. The wind was very strong and the temperature was very high.

11/11/2014
The field was very dry today. The ground was very hard and the plants were very dry. The wind was very strong and the temperature was very high.

12/11/2014
The field was very dry today. The ground was very hard and the plants were very dry. The wind was very strong and the temperature was very high.

13/11/2014
The field was very dry today. The ground was very hard and the plants were very dry. The wind was very strong and the temperature was very high.

14/11/2014
The field was very dry today. The ground was very hard and the plants were very dry. The wind was very strong and the temperature was very high.

15/11/2014
The field was very dry today. The ground was very hard and the plants were very dry. The wind was very strong and the temperature was very high.

Pitney
Acrop. Tn. 2. DD 290588

- 1 small coarseware body frag. only.

①

290588

Jebel Khalid Acropolis Trench 2.

Workers: (see G.W.L.'s book)

Weather: sunny, cool breeze.

Trench 2 was laid out on the Acropolis on 290588, measuring 5m x 4m (ie 5m x 5m with half metre baulks along the east and west sides). Decayed worked blocks are evident, the trench is adjacent to a flat "courtyard" area of the acropolis. It is possible that this trench contains only tumble from walls which are further north - excavation will tell.

7:00 am: Work starts with clearing of weeds, grass, loose stones from trench to a depth of a few centimetres.

8:00 am. a few pieces of coarseware found in grass/soil = stratum 1 locus!

(Locus 1 = whole trench)

The trench may be divided into metre strips to be excavated entirely, although it is unlikely that there will be much in the way of stratigraphy as the bedrock is not far below the surface (this is implied by a nearby cistern.) At the moment, judging from the differing

P.T.O.

Jebel Khalid Arzopolis Trench 2 cont'd

positions of worked blocks, the trench appears to be composed of tumble with blown-in soil.

The soil around the blocks appears similar to the topsoil, that is, light brown grey in colour, fairly loose with the occasional small stone, and very little pottery; only the odd coarseware fragment turns up.

1-15 Finish. Nearly all the grass and top soil have been removed, though some weeds remain. Worked blocks are evident, although at this stage only one may be in situ.

Pottery (Nos ref to drawing nos)

Acropolis Trench 2 □ ③ 300588

N^o 1: 1 coarseware base frag, pale orange fabric

N^{os} 2 & 3: 2 coarseware rim frags - plates? groove on upper side under along rim, orange fabric, N^o 3, buff fabric.

N^o 4: 1 handle frag? Only very slight curve evident. Coarseware, brown-orange fabric, approx 2 cms. in diameter.

N^o 5: 1 shell frag? White.
+ 8 coarseware body frags.

Jebel Khalid Acropolis Trench 2.

Weather: sunny, cool breeze.

6.00 am. Start. More workers this morning, some finish clearing grass at the south end of the trench. Others do another pick run, again only of a few centimetres, to remove all roots and expose stones a little better for photographs. - this pick run = ②, although there does not appear to be any soil change.

7.35 am: At the southern end of the trench, at least, where there is less tumble, the soil below the topsoil (①) is slightly harder packed, and seems to have some gravel in it (③). It is uncertain whether or not this is the courtyard floor - this will depend on what is below - smooth bedrock or some sort of paving is probably more likely for the courtyard flooring. ③ does not seem quite hard enough.

8.15 am: I have got the workers to go a little deeper around the tumble, in the north end of the trench; the harder, gravelly soil is here too. As it surrounds the tumble, then, P.T.O.

Jebel Khaleid Acropolis Trench Exc 300588 cont'd.

it is unlikely to be a floor, but may be, for example, mud and small stones washed down and dried in the sun.

8:30: Still clearing around the blocks; so far no distinct architectural members, such as sockets for beams, are evident. One block, half buried in the east bank, appears to have a slightly curved outer edge, as if part of a very large arch. At present, however, the other side seems straight, so the curvature may simply be due to weathering -

11:00 am First "architectural member" evident near south-west corner of trench - long block with a cut in it to make it L-shaped. Used to support beams on a lintel?

12:30 pm. Have cleared much of the soil from around the stones, now brushing them for photos.

12:45 pm Photos from all 4 directions

Jebel Khalid Arcyolis Trench 2

1:00 pm - removal of small, loose stones with soil underneath, start another pick run from top to bottom = (4)

Pottery (no ref. to drawing no)

Aug. 7.2 [1] ④ 310588.

N^o 1: 1 coarse ware rim frag, orange-brown fabric

N^o 2: 1 very rough straight coarse ware handle, orange-brown fabric.

+ 200g. coarse ware body sherds.

Aug. 7.2 310588 [1] ⑧

1 echeius bowl rim frag,
(included with body sherds)

hard grey fabric

+ 150 g. coarse ware body frags.

Aug. 7.2 310588 [1] ⑤

50g. coarse ware body sherds.

③

310588

Jebel Khalid Arqodis Trench 2

Workers - see G.W.L.'s book.

Weather - sunny, slight cool breeze.

6.15 am: start. Another pick run - continuing from yesterday = ④, clearing more soil from around stones. No apparent soil change - soil is the same colour, remains fairly packed, with some gravel.

7.30 am: still on pick run ④ now near southern bank of trench. More worked blocks becoming evident, including one very smooth one (wider) another piece of very weathered split tumble near the middle of the trench. The occasional coarseware body fragment ~~has~~ turns up.

8.30 am: start again from top = pick run ⑤. Again, there appears to be no stratification. Loose stones are removed - those with no worked surface evident or ones that are very weather beaten are being "dumped". Other fragments with good surfaces will be kept and numbered.

3/10/88

Jeel Khalid Anopols Trench Two cont'd

11 ⑤ - also pick run ⑥ - have revealed a couple of pieces of very shattered column fluting. ⑥ also yielded a shell, complete (2 halves)

10.15: Start again from top (pick run ⑦) - difficult work here because there is a fair amount of tumble - no pottery)

10.45 am - I have decided to concentrate on the southern half of the trench, and go straight down to bedrock. = pick run ⑧, hopefully exposing smoothed bedrock and a "platform" as in GWC's trench. ⑧ is slightly lighter in color than previous runs + firm.

11.30 am. - most workers in southern half of trench - concentrating there. However, in the northern half, near the centre, the very smooth block under tumble mentioned above has proved to have a metope and triglyph on one side (NB unless there is a soil change, will maintain general debris level of pick run ⑧ down to bedrock.

11.45 am: the above triglyph + metope has been found to have a cut out along the opposite side, making it L-shaped:

Jebel Khalid Anapolis Trench Two cont'd



- possibly the 2 other similarly-shaped blocks in the trench are metopes / liglyphs too?!

12.15 - Yes, block with similar cut near south-east corner of trench also has a liglyph / metope although not in such good condition as the first

1.05pm : Finish, having cleaned stones and taken photos. Now, a number of worked blocks are evident in the north half of the trench.

Pottery (no. ref to drawing n° 0)

Ancopolis Tr 2 010688 [1] (8) Bag 2. (orange fabric)
1.1 kg body frag, coarseware, appear to be from same pot.
1 rim frag, different fabric to the above (buff fabric),
coarseware:
2 ridges under rim.

Ancopolis Tr 2 010688 [1] (8) Bag 3:
500g, ~~coarseware~~ coarseware body sherds, no diagnostics
found in one pot, possibly from 1 pot?
south east corner of trench of soil
approximately at pavement level.

Ancopolis Trench 2 010688 [1] (8) Bag 4.
150g (3) coarseware body sherds, no diagnostics. Found
just above pavement approx. centre of trench, possibly
from 1 pot?

Ancopolis Trench 2 [1] (8) Dto 1 010688

- N° 1: 1 small coarse ware base frag, buff fabric.
N° 2: 1 very small coarse ware base frag, flat-bottomed,
cream-buff fabric.
N° 3: 1 coarse ware handle frag, reddish-brown fabric,
evidence of attachment to pot.
N° 4: 1 very rough coarse ware handle frag, orange-buff
fabric
N° 5: 1 coarse ware handle frag, reddish-brown fabric

P.10.

(9)

010688

Jebel Khalid Ancopolis Trench 2

Workers: see G.W.L.'s book

Weather: sunny, but with strong cool wind

6.00 am: start. Still working mainly in southern
half of trench, but some work clearing
stones/soil in northern half.

6.45 am: "pavement" reached at east bank, a
continuation of that in G.W.L.'s trench.
There is a small round hole (door socket,
column?) about 35 cm. from the south
edge of the "pavement", which at this
stage seems to be only one block wide.
A number of sherds were found
just above the "pavement" - at first
sight they seem to have come from the
same pot, although I did not notice
any diagnostic pieces.

7.30 am: Clearing in northern half of trench has
revealed the first metope / triglyph has another
partial triglyph, thus giving the full
width of the metope.

Pottery cont'd.

Aug. Tr 2 116 010688 Bag 1 cont'd

- N° 6: 1 coarse ware rim frag, orange-buff fabric
- N° 7: 1 coarse ware plate rim frag, weak red glaze, exterior pale orange-brown fabric
- N° 8: 1 coarse ware rim frag, plate, dark grey fabric

Also:



1 fine red glaze body sherd, stamped grooves, pale orange fabric



1 unglazed coarse ware body frag, stamped grooves, whitish-buff fabric

- Also: 1 fine red glaze body frag, cream fabric
- : 1 body sherd - plate? - weak red/black glaze, buff fabric.
- + coarse ware body sherds

010688 cont'd

Jebel Khald Anapolis Trench 2

- 8.30 am: Second, more weathered metope / triglyph also has a second triglyph
- 8.45 am: Few very small bone frags found about halfway along southern bank (near weathered metope)
- 9.45 am: appearance of more weathered metope / triglyph appearing as go deeper.
- 10.00 am: Small amount of a different soil type found in approx. the middle of the trench, near the first metope / triglyph. It is dark, rich brown in color (= 9) - see soil sample, possibly from some organic matter, although it does not seem fibrous enough to be wood.
- Now trying to take southern half of trench down to approx. "pavement" level. - this will be the end of 8, I think.
- 11.40: some large stones (eg the one on top of the first metope) have had to be removed because they were dangerous, or in the way, & had earth underneath. These are being kept outside.

Jebel Khaliid Acropolis Trench Exc cont'd

12.01 : Now trying to follow the "pavement" across from the east bank to (hopefully) the west bank.

So far today, there has been quite a lot of pottery, all coarseware. It is lagged as generally coming from B, but by far the vast majority has come from the southern half of the trench, and from there, many were turned up near the "pavement" level.

One very oddly shaped piece of stone has become evident, in the south half of the trench, nearly half way along the west bank.



cut channel

It may be some sort of roofing piece, with the channel cut for guttering.

12.45 pm: start cleaning stones for photos and
finish at 1.05 pm

Pottery (no ref. to drawing n^{os}) Aug 2nd 1958 020688

- N^o 1: 1 coarse ware base frag, buff fabric.
N^o 2: " " " " " "
N^o 3: 1 small coarse ware base frag, orange-buff fabric.
N^o 4: 1 coarse ware base frag, orange-buff fabric, remains weak red glaze interior?
N^o 5: 1 coarse ware base frag, orange-buff fabric.
N^o 6: 1 coarse ware base frag, fish plate? orange fabric.
Also (not drawn): 1 base frag remains fine red glaze, buff fabric.
: 1 " " coarse ware, grey fabric.
: 1 " " " orange buff fabric.
: 1 " " " " "
N^o 7: 1 echinus bowl rim frag, orange-buff fabric, weak red glaze interior? brown/black weak glaze exterior.
Also 8 other similar frags, not drawn.
1 very thin, remains weak red glaze interior, pale orange fabric.
2 weak red glaze interior/exterior, pale orange + orange-buff fabric.
3 weak black/red glaze, orange-buff fabric.
1 weak brown/black glaze interior/exterior? buff fabric.
1 unglazed? Or weak black/brown glaze interior? buff fabric.
N^o 8: 1 coarse ware rim frag, orange-buff.
N^o 9: 1 small coarse ware rim frag, orange fabric.
N^o 10: 1 coarse ware rim frag, 1 groove under rim, orange-buff fabric.
N^o 11: 1 coarse ware rim frag, 1 large ridge under rim, orange-buff fabric.
N^o 12: 1 coarse ware rim frag, plate? weak red glaze interior, orange-buff fabric.

P.T.O.

Jebel Khalid Acropolis Trench 2.

Workers - see G.W.L.'s book

Weather - sunny, slight breeze.

6.30 am: Start: aim today is (a) to clear the full length of the pavement, and (b) to get all the other areas of the south half and as much of the north half as possible to pavement level is complete ⑤.

Ant. I or II !! 88.110

6.37 am: coin found in ⑤, just above and very slightly south of the "pavement" - hopefully it will prove legible. Also a piece of mud into which it was pressed - imprint?

8.00 am: a number of diagnostic roof tiles have turned up - these have been bagged. Also 2 pieces of red painted plaster; one very thick piece of coarse plain plaster and one slightly battered stone moulding, possibly from a door? - it obviously stood flat. (These last two have been put in the "rock collection".)

The first metope / triglyph found (= A) is proving to be extremely well preserved, with sharp cuttings and smooth faces

P.T.O.

Pottery

Aug. 11. 2 [1] [8] cont'd.

Also 6 other similar frags. (not drawn).

2 unglazed, orange-luff and luff fabric

1 weak red glaze interior/exterior, orange-luff fabric

1 " " " exterior, orange-luff fabric.

2 weak brown/black glaze interior/exterior, luff + pinkish

Also 2 fine red glaze rim frag - echinus bands? not drawn. pale orange fabric.

3 fine red glaze body frags; pale orange; pale brown; luff fabric.

Also : 2 extremely strange whitish clay? objects, I have no idea what they are. Possibly warps in the limestone

Also : 1 small body frag fine red glaze, found on "floor" in trench 2

+ 1 coarseware body frag, 2 bands vertical grooves, separated by 2 parallel horizontal bands. (drawing no. 18)

N^o 13: 1 semi coarse ware rim frag, unglazed, 2 ridges interior, luff fabric

N^o 14: 1 rim frag, quite fine red glaze, groove along top of rim, cream fabric.

N^o 15: 1 coarseware handle frag, slight vertical ridge, brown-luff fabric.

N^o 16: 1 fragmentary amphora toe, coarseware, orange-luff fabric.

N^o 17: 1 amphora toe, coarseware, orange-luff fabric.

+ 5-75 frag coarseware body frag.

Jebel Khalid Acropolis Trench Two cont'd.

The second metope/triglyph (= B) has proved to have a rather odd-looking construction:



8:30am: Still following "pavement" from east to west, have removed some of the tumble in the way. So far all tumble is resting on earth and is evidently not in situ. A dowel hole is evident in the third paving block from the east - from Gil's trench it is clear that these holes occur in every second block. May be columns, but no circular areas are yet evident which might indicate this. Possibly they supported some supporting poles?

10:00am. Clearing loose tumble, all of which has earth underneath it, from around the centre of the trench. The "pavement" appears to end shortly after it crosses the mid-point of the trench - this may mean the corner of the building, or simply that the paving stones have

020685

Jebel Khalid Acropolis Trench Two

been removed. More likely the former as the earth appears very packed?

10:30 am. Have reached hard-packed floor north of the pavement, as in Gill's trench. Now clearing much of the tumble away to clear floor, but I will leave the good structured pieces (eg met/trap of a B) in situ. That this is a floor level seems to be confirmed by the presence of a coin at this level.

11:30 am. Various pieces of painted plaster found. Still clearing to floor/pavement level. Black & red plaster fragments also plain found.

020685

Jebel Khalid Acropolis Trench Two

As yesterday, there was a lot of pottery found near the pavement level - mainly coarseware and a bit of red glaze. One very small fragment of black glaze fine ware found at the floor level.

105 pm finish.

Pottery (non ref. to drawing n°s)

Jebel Khalid Aug. T. 2 18 040688

N°1: Amphora toe and part of leg, appears burnt inside, may go with pieces of similar looking pot found 120688 in trench 4. Coarseware, orange-buff fabric.

N°2: 1 amphora toe (not burnt inside) buff-orange fabric coarseware

N°3: 1 coarse ware base frag, pinkish-buff fabric. also similar frag (not drawn) though smaller, more battered, orange fabric.

N°4: 1 coarse ware rim frag (plate?) brown-buff fabric. also 3 other similar frags; one with weak red glaze exterior, pinkish-buff fabric; 2 unglazed, buff fabric.

N°5: 1 coarse ware rim frag, groove along rim, evidence of handle attached

N°6: 1 echinus bowl rim frag, weak red glaze interior/exterior, strips brown/black weak glaze interior rim, orange buff fabric.

Also: 7 other similar shaped frags (not drawn):
2 unglazed, orange-buff and buff fabric
5, weak red glaze interior/exterior, orange/pinkish-buff fabric.

N°7: 1 coarse ware rim frag, 2 slight ridges, orange-buff fabric.

N°8: 1 coarseware rim frag, 1 pronounced ridge, orange-buff fabric.

N°9: 1 semi coarse ware rim frag, burnished grey ware, 2 grooves interior below rim

N°10: 1 coarse ware rim frag, orange fabric.

N°11: 1 coarseware handle frag, buff fabric.

Jebel Khalid Anapolis trench 2.

Workers - see JKL's book.

Weather - sunny, very slight breeze

6:30am - Start. Late because landowner had a flat. Remove tumble to expose section where pavement turns the corner - pavement evidently continues into the north bank. More tumble cleared from northern half so can work down to floor level.

8:00am: As on previous day, the majority of pottery comes from the floor level which is quite distinct as it is very hard packed. Also a few small bone fragments & again, a few pieces of charcoal from near the floor level - but these are really too few and far between to signify anything.

Area enclosed by the pavement in the south-west corner of the trench: this has been excavated down to the level of the pavement in 18 has been excavated. However, there is still some tumble sitting on earth here & the soil is quite soft -> will go down to floor level.

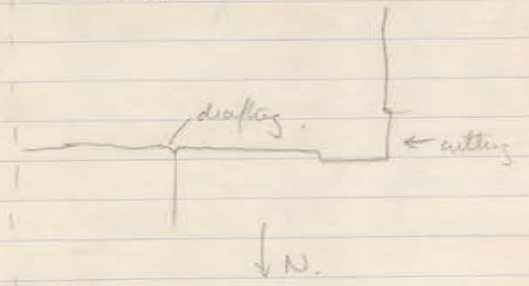
040685

- Bottery D8 040685 cont'd
- Also (not drawn) 1 very lashed handle / body frag, orange fabric
- + 3 fine red glaze body frags: 1 orange 2 pale orange fabric
 - + 1 small brown/red glaze body frag, pale orange fabric.
 - + 1 body frag, coarse ware, weak red glaze interior, weak black glaze exterior, buff fabric.
 - + 1 body frag Pauthan green ware.
 - + 4.25 kg. coarseware body frags.

- Aug. Tr. 2 040685 [10]
- N°1: 1 coarse ware base frag, battered, interior ridge, orange-buff fabric.
- N°2: 1 coarse ware rim frag, grey-buff fabric.
- + 8.50 kg of coarseware body sherds (no diagnostics) which appear to come from the same pot, possibly an amphora - pale brown/buff fabric, signs of burning in interior
 - + 1.55 kg coarseware body sherds

Jebel Khalid Anupolis Trench 2.

11:00 am: Have dug to floor level in south-east corner; as in Ghil's trench, it is quite distinct, being very hard packed. A few small pieces of tumble were removed and a block with a moulding was revealed - this seems to be sitting on earth and will be left in situ. It may be part of a door or lintel moulding. Removal of ⑩ in the south-east corner has also revealed vertical drafting on the paving blocks and a cutting at the corner.



11:30 am: Still clearing debris level 8. from in between tumble, approaching floor level. Finds so far include a few small, scattered pieces of charcoal, a bronze pin head (?) or iron nail, painted plaster, bones, roof p.T.O.

040685

Jebel Khalid Arqotis trench 2 cont'd

11:00 am: still cleaning floor and
in between, appearing floor and
tiles as far as possible a few small
fragments of coarseware and fine
ware, some of which are quite
interesting. The floor is still
very hard packed and made hard
with water. The floor is
whitish and very hard packed.
Possibly limestone powder
packed down and made hard
with water.

11:05 am: finish after brief and
insufficient cleaning, also a
few photos. Will clean more
thoroughly and take photos in
a better light tomorrow.

040685

Jebel Khalid Arqotis trench 2 cont'd

tiles, also coarseware fragments with the odd piece of
fine red glaze.

Also cleaning the south-west corner down to the
floor - as in other areas the floor is whitish
and very hard packed. Possibly limestone powder
packed down and made hard with water?

1:05: finish after brief and insufficient cleaning,
also a few photos. Will clean more thoroughly
and take photos in a better light tomorrow.

050688

Pottery (no ref to drawings)

Nº1: 1 battered coarse ware base. Buff fabric.

Nº2: 1 small " " " " " "

also, (not drawn) very battered coarse ware base grey buff fabric.
+ 1.1kg coarse ware body frags.

[Faint, mostly illegible handwritten notes]

[Faint, mostly illegible handwritten notes]

Jebel Khalid Acropolis Trench 2.

Workers - see GWL's book.

Weather - sunny.

6-15 am: start cleaning all stones very thoroughly for photographs, also clearing debris level ⑧ down to floor level behind tumble in northern half.

7-30 am: cleaning an "corner" of pavement has shown that there is a circular area around the dowel hole which is smoother than the rest of the pavement, implying that a column rather than a support pole stood there. This smooth area is not so clear around the other dowel hole in trench 2, but is obvious in trench one.

8-00 am: Trench now cleared behind tumble in northern half down to floor. Clean, photograph → start trench 4, 1 metre north of trench 2.

10-00 am: I was cleaning around the strangely shaped block (see p. 11) near the west bank

Pottery (a's ref. to drawing n°s)

Ancient Trench 2 [1] ⑧ 060688

No 1: 1 coarse ware rim frag. (plate?) orange-luff fabric.

No 2: 1 echinus bowl rim. frag, remains weak brown/black glaze interior/exterior? Luff fabric.

No 3: 1 fine red glaze rim plate frag, ridge along rim, pale orange fabric.

Also: 1 fine red glaze rim frag echinus bowl, too dirty to draw, weak black stripe along interior rim? orange-luff fabric.

+800g. 1 fine red/orange glaze body frag, cream fabric.

coarse ware body frags

Jebel Khalid Ancient Trench Two

and found a moulding; further cleaning revealed a moulding and a lion-headed water spout, with a channel running from the gutter already observed through the lion's head and cut its mouth - this I cleared entirely.


Judging from the shape of the guttering, the piece must have come from an interior corner rather than an exterior one - It lies near the corner of the pavement; did it come from here, or from the interior courtyard?

060688: Working mainly in Trench Four: I got a tumble and soil further away from the water spout.

020688: Working mainly in Trench 4, I went to Trench 2 to clean up after yesterday's work and found guttae and a flower/rosette and another moulding under the lion.



rough profile



lion head

new as if looking up

Pottery

Aug 7/2 160688 [1] [8] fine underneath lin leaded water spent after removal of stone.

1 coarse ware base frag, grey-luff, fabric

1 echinus bowl rim frag, unglazed pinkish buff, glaze red glaze interior?

1 fine red glaze body frag, pressed grooves, pale orange fabric

+ 350 g coarse ware body sherds

to save 4 p sent in main packet

[Faint, illegible handwritten notes]

JEBEL KHALID

1988

ACROPOLIS TRENCH 4

[Faint, illegible handwritten notes]

GILLIAN SHEPHERD.

- Pottery (no ref to drawing no.)
 Arq. Tr 4 Robber Pit Refuse 050688
- N° 1: 1 coarseware base frag, grey-luff fabric.
 N° 2: 1 coarseware rim frag, weak black glaze exterior
 (and interior?) luff fabric.
 N° 3: 1 coarseware rim frag, orange-luff fabric.
 N° 4: 1 coarseware handle, luff fabric.
 + 1 fine red glaze body frag, pale orange fabric.
 + 650 g coarseware body frags, incl. 1 roof tile frag
 and a couple of river-washed stones.

Jebel Khalid Acropolis Trench 4

- 9.30 am: Start on Trench 4, measuring 4m x 5m, laid out 040688, 1 metre north of Trench 2. It is hoped that this trench will fall inside the building - nearby walls are evident in robber pits. One robber pit encroaches slightly on Trench 4, about half-way along the western bank. The pile of refuse around it is being cleared first to bring the trench surface to a more even level. Pottery etc. found in this robber dump = ACROP. 4. ROBBER PIT REFUSE.
- 10.30 am: Start pick run (-①), removing remaining grass, small stones etc from across the whole of the trench (= locus as) to a depth of a few centimetres (i.e. pick depth)
- 1.05 pm: Finish - whole trench now stripped of topsoil; a few large stones are evident, most of which seem to be tumble at this stage. One, near the south-east corner of the trench is probably in situ; it seems to be a continuation of the wall in GIL's trench. So far, no pottery except that from the robber pit mound at the west bank.

Pottery (nos ref to drawing nos) Aug 7-9 1933

Nº1 : 1 large coarse echinus bowl rim frag, pale orange fabric

Nº2 : 1 amphora toe, coarse ware, shd offset from hole at bottom, buff fabric

Also (not drawn) 1) 1 battered Karneis frag, very small, from a bottle? cream fabric, semi coarse ware.

2) 1 battered coarse ware rim frag, orange buff fabric.

+ 400 g. coarse ware body frags.

[Faint, mostly illegible handwritten notes, possibly bleed-through from the reverse side of the page.]

Jebel Khaliid Acropolis Trench 4

Workers: see Gil's book.

Weather: sunny, no wind.

6:15 am: Start. Another pick run on trench four, across whole trench - ②. Soil still of similar nature to the topsoil, - loam, with a few small stones, & dull brown in colour.

8:00 am - Still on pick run ②. A few roof tiles and pieces of coarseware turning up. Also there appears to be some blocks in situ just to the north of those which seem to be a continuation of the wall in Gil's trench - double wall?

9:30 am: Start pick run ③. Work is extremely slow, partly because tumble makes it difficult to dig, mainly because my best worker is not here.

Until there is a definite soil change, I shall continue to label pottery etc, as coming from ③ - it is too difficult to keep track of individual pick runs

060628

Jebel Khalid Acropolis Trench 4 cont'd

amongst the tumblers, and, as in the case of trench 2,

trench 4 seems to be filled with building rubble

and wind-blown soil.

1:05 pm: Found: coarseware frags. & a few roof tiles,

1 shell.

4:00 pm: ...

... has been apparent to be one of these

... is the first to the west of these

... to be a continuation of

... the wall is slightly lower - double wall!

4:30 pm: ...

... have found because ...

... difficult to dig, mainly because of

... but water is not here.

060628

Jebel Khalid Acropolis Trench 4 cont'd

amongst the tumblers, and, as in the case of trench 2, trench 4 seems to be filled with building rubble and wind-blown soil.

1:05 pm: Found: coarseware frags. & a few roof tiles, 1 shell.

* NB. Some work done today on lion-headed water spout also.

Pottery (no. ref to drawing no.)

Aug. 14 1958 7/6/58

N° 1: 1 small coarseware base frag,
orange-buff fabric

N° 2: 1 battered coarseware base frag, orange-buff fabric.

N° 3: 1 coarseware rim frag, pale orange fabric

N° 4: 1 coarseware " " large ridge under rim,
orange-buff fabric.

Also 2 similar frags, both buff fabric (not drawn)

N° 5: 1 rim frag, glaze, weak brown/black glaze interior/
exterior.

Also: 2 similar plate rim frags, both orange-buff fabric

N° 6: 1 echinus bowl rim frag, stipe weak red glaze
exterior rim, weak brown/black glaze interior, buff
fabric.

Also 1 similar frag (i.e. echinus bowl) unglazed, 1
groove under rim, orange-buff fabric (not drawn)

Also 4 battered coarseware frags, not drawn:

1 washed rim, possibly spout of jug? pinkish-brown fabric

2 coarseware frags with evidence of handle, pinkish-
buff & very coarse orange buff

1 small bottle neck & rim, hand made, orange fabric

Also not drawn:

1 body frag, fine red glaze, 2 parallel incised lines
interior, very pale pinkish buff fabric

1 body frag, weak red glaze interior/exterior, brown-
orange fabric

1 body frag weak red glaze interior, weak black exterior,
cream fabric,

+ 1-9 kg coarseware body sherds

Jebel Khalid Heropolis Trench 4.

Workers - see Gil's book.

Weather - hot

6.15 am: Start, still in ③ - 3 workers off -
Yaher (rich baby) Nasheer (Grandfather
died) and Farim (rich). Work extremely
slow.

10.30 am: Wall on line with that in Gil's
trench emerging, of similar construction i.e.
header / stretchers.

Also a few roof tiles, broken nails, etc.
Some small rubble being removed, most of
which does not have any (extant) worked
surface. Still in ③. Mainly small coarseware
fragments, occasional piece of fine red glaze.

1.05 pm Rest.

* Also work on lean-leached water spent today.

Jebel Khalid Anupolis trench 4.

Workers: see Giel's book.

Weather: sunny, slight breeze.

6.15 am: Start. Hassan Hassan look for harvesting - he will work carefully along the wall along the south baulk. Some other blocks, notably along the north and west baulks may be in situ, as they appear to be sitting flat + square on.

9.45 am: Very little change, work is unbelievably slow. ~~It is too slow~~

We are working along the south wall at the moment; it is difficult digging because there are large tumbled blocks very close to the wall. The block at the west baulk noticed above seems to be in situ, with more blocks below it. This will be the side wall of the building, or, more likely, given the quadrangular shape of the complex, a room division.

P.T.O.

Pottery (n^os ref. to drawing n^os)

Group T. 4 080688 1 3

- n^o 1: 1 coarse ware base frag, orange-grey fabric.
- n^o 2: 1 plain coarse ware rim frag, orange brown fabric.
- n^o 3: 1 echeinus bowl rim frag, unglazed, orange-luff fabric
- Also (not drawn) 1 semi coarse ware echeinus bowl rim frag, weak red glaze interior, pinkish-luff fabric.
- n^o 4: 1 plate rim frag, coarse ware, weak red glaze int-erior, 2 shallow grooves along interior rim, rouletted pattern under exterior rim, orange-luff fabric.
- n^o 5: 1 coarse ware plate rim frag, 1 groove along interior under rim, orange-luff fabric.
- n^o 6: 1 coarse ware handle frag, orange luff fabric.
- n^o 7: 1 semi coarse ware handle frag, orange luff fabric.
- Also (not drawn) 1 coarseware body sherd, weak red/black glaze interior, weak red exterior, luff fabric.

+ 1.5 kg. coarse ware body sherds.

080688

Jebel Khalid Memphis Trench 4 cont'd.

11:20 am: Wall observed along west bank appears to join wall along south bank, forming a corner. About 40 cm. down from the top of the wall along the south bank the soil becomes harder packed, almost like a floor, although this is far too high to be a floor level - looser soil will be removed before the harder layer is excavated.

A piece of broken, but worked basalt found near south wall - its function is unknown, but it has been placed with the other worked pieces. Also the occasional very small chert fragment, but, as in the case of trench 2, all these fragments are very scattered, and no conclusion can be drawn from them.

12:00 pm: nearing the corner of the wall in the south-west corner of the trench, digging to a depth of approx 40 cm, i.e. to the harder level. Hopefully we will reach the corner by the time we finish today. Very little pottery has come up; there has been the occasional roof tile and 2 very small pieces of painted plaster.

Pottery: (nos ref. to drawing nos)

- Sup. To 4 9/10/88 GS (3) Bag 2
- No 1: 1 coarse ware base frag, pinkish-luff fabric.
- No 2: 1 coarse ware base frag, grey fabric
- No 3: 1 coarse ware rim frag, large ridge under rim, orange fabric
- No 4: 1 " " " " orange-luff fabric
- No 5: 1 " " " " large ridge under rim, pinkish-luff fabric
- No 6: 1 " " " " orange-luff fabric
- No 7: 1 echinus bowl rim frag, fine red glaze, pale orange fabric.
- Also 3 other echinus bowl rim frags, not drawn:
 - 1 unglazed, orange-luff fabric
 - 1 weak red glaze interior/exterior, orange-luff fabric
 - 1 weak black/red glaze interior/exterior, grey-luff fabric.
- No 8: 1 rim frag, semi coarse ware plate metallic brown glaze interior/exterior, black stripe on rim, luff fabric.
- Also 2 other plate rim frags, not drawn.
 - 1 weak red glaze interior/exterior, orange-luff fabric
 - 1 black-red glaze interior/exterior, grey-brown fabric.
- No 9: 1 semi coarse ware rim frag, fine red glaze stripe on rim, fine brown/weaker black below interior/exterior, grey fabric with pinkish blotches.
- Also (not drawn):
 - 1 semi coarseware body frag, weak red glaze, grey, orange fabric
 - 1 fine red glaze " " off white fabric.
 - 1 " " " " stamped bear-drip pattern, pale grey, orange fabric.
 - 1 coarseware body sherd, parallel grooves, pinkish-luff fabric.
- + 3-6kg coarseware body sherds

Jebel Khaleid Acropolis Trench Four

Workers: see Gill's book

Weather: hot, very slight breeze.

6:20 am: Start: concentrating on working along the west wall towards the north bank. Also some work done clearing earth, small tumble etc. from eastern half of trench - so far no structures here

8:30 am: Moving along west wall towards point where top course stands. Have found one broken nail, a few pieces of charcoal, coarse ware pottery, odd roof tile, and, most importantly, a number of pieces of painted plaster. All the pieces are painted a reddish pink colour & were found in one spot (3) very near the west wall. In general, the amount of painted plaster found does not imply that large areas of wall space were decorated; these may, however, have been small painted sections or panels - or these fragments may have migrated from elsewhere - say the next room?

Pottery (n^os ref to drawing n^os)

Aug 14 [1] ③ Bag 1 090688

- n^o 1: 1 coarse ware base frag (small), bump on the bottom, pinkish-luff fabric.
- n^o 2: 1 small base frag, brown-luff fabric
- n^o 3: 1 coarse ware base frag (battered), luff fabric
- n^o 4: 1 echinus bowl rim frag, weak black glaze interior / exterior, weak red stripe top of rim? Grey brown fabric.
- Also 1 other similar frag, unglazed, signs of burning?, greenish-luff fabric (not drawn)
- n^o 5: 1 coarse ware rim frag, large, orange fabric
- n^o 6: " " " " 2 ridges, orange-luff fabric.
- n^o 7: " " " " orange-luff fabric
- Also 1 battered coarseware rim, large, orange-luff fabric
- n^o 8: 1 coarse ware plate rim frag, weak red glaze interior / exterior, orange-luff fabric
- Also 3 other rim plate frags (not drawn):
 - 1 weak red glaze interior / exterior, orange fabric
 - 1 unglazed grey fabric
 - 1 weak black glaze interior, orange-luff fabric
- n^o 9: 1 coarse ware handle frag, brown-luff fabric
- n^o 10: " " " " pinkish-luff fabric
- Also not drawn:
 - 1 body frag, semi-coarse ware, weak brown / black glaze interior, weak red exterior.
 - 1 coarse ware body frag, double of weak red glaze, brown / orange fabric
 - 1 frag fine red glaze ware, with double of black on exterior, pale orange fabric

+ 2.5 kg coarse ware body sherds

Jebel Khalid Argolis trench four.

10.20 am: Still clearing ③ from along west wall and also in eastern half of the trench. So far, the west wall appears to be of a similar construction as the north wall in header and stretcher arrangement.

12.00 pm: now have some of G.W.L.'s workers, moving dirt very quickly. Some very large tumbled blocks are being exposed, I think this will have to be moved tomorrow. Few finds - the odd piece of painted plaster, broken nail, etc, a fair amount of coarse ware pottery, but in general nothing very significant has emerged today

1.05 - finish

T.4.1.3 88.367 A.E. III appears nowhere recorded!

Pottery (as ref to drawing nos)

Aug 24 ① ③ 110688

N°1: 1 very large rim frag - pithos? Very coarse pinkish-brown fabric.

N°2: 1 coarse ware rim frag, 1 large ridge under rim, buff fabric

Also similar shaped frag, coarse ware buff fabric

N°3: 1 battered coarseware rim frag, orange fabric

N°4: 1 rim frag, signs of burning, coarse ware, brown fabric

N°5: 1 flaring coarse ware rim frag, buff fabric

N°6: 1 plate rim frag, 1 groove along rim, orange-buff fabric

N°7: 1 echinus bowl rim frag, weak red glaze exterior, weak black interior, orange-buff fabric.

N°8: 1 fine black glaze flaring rim frag, orange fabric

N°9: 1 coarse ware rim frag, pinkish-buff fabric

N°10: 1 coarse ware rim frag, weak red glaze exterior, orange-buff fabric.

N°11: 1 coarse ware base frag, pinkish fabric

N°12: " " " " orange-buff fabric

N°13: 1 " " " " with part of handle, buff fabric, signs of burning.

Also: not drawn:

4 echinus bowl rim frags, 1 unglazed, buff fabric.

1 fairly coarse, weak black brown interior? stripes weak black + weak red exterior, grey-brown fabric

1 weak red exterior, weak black stripes interior / exterior rim, orange-buff fabric, 1 weak black glaze exterior, weak red interior, orange buff fabric.

P.T.O.

110688.

31

Jebel Khalid Anapolis Trench 4.

Workers - see Girl's book.

Weather - sunny, slight breeze

6:15 am: Start. Have decided to concentrate on an L-shaped section along the south of west walls, aiming to reach the foundation trench as quickly as possible; the rest of the trench may or may not be excavated, depending on time.


Along the south wall but ending just before the corner, is a harder packed section of soil (observed ooooo) about 40 cm below the top of the wall. It does not appear to extend along the west wall. It will be excavated as it seems far too high and not extensive enough to be a floor level. It seems to have a fair degree of limonite in it, which may be due to the destruction / collapse of the building, and has become naturally packed (= ④)

8:00 am. Will dig ④ back north a little further, just ~~to~~ up to the tumble to make quite
P.T.O.

Strap Tr 4 ①③ 110688 cont'd

- + 3 plate rim frags, 2 unglazed, both pale-orange buff, 1 with weak red glaze interior/exterior, grey-brown fabric.
- + 34 battered coarse ware rim frags, 1 unglazed, greenish-buff fabric, 1 weak black/red glaze, buff fabric, 1 weak red glaze exterior, paler red interior? orange-buff fabric, 1 unglazed pinkish-brown fabric.
- + 2 coarse ware body frags with evidence of handles, greenish-buff & buff.
- + 1 small coarse ware body frag, weak black/red glaze interior/exterior, brown-buff fabric.
- 1 small fine black glaze body frag with stamped "tadpole" design.
- 1 small body frag, semi coarse, echinus base? weak red glaze interior, orange-yellow & black markings exterior, yellowish-buff fabric.
- + 3-3 kg coarse ware body sherds.

Strap Tr 4 ①④ 110688:

- 1 coarse ware base frag,  orange-buff fabric.
- 2 fine red glaze echinus base frags: (pale orange fabric).
- 1 dark fine red glaze body sherd, whitish-buff fabric.
- + 2-1 kg coarse ware body sherds incl. roof tiles.

110688

Jebel Khalid Anapolis Trench 4 cont'd.
sure that it is not a floor.

9:00 am: Still working down to ④, I am inclined to think it is in fact mud with some limestone worked in & dried - it is not hard enough for a floor, and does not extend along the west wall.

11:30 am: 2 frag. fine red glaze ware found. Also a second ~~co~~ course of south wall found. Bone fragments, roof tile frags.

1:05 pm finish.

Pottery (no. ref. to drawing no.)

Strat. T. 4 [] ⑤ 120688

n° 1: 2 very coarse base frag. (joining) pinkish-orange fabric

n° 2: 1 coarse ware rim frag. pinkish-buff fabric

n° 3: 1 coarse ware rim frag. pale grey-brown fabric

n° 4: 1 echinus bowl frag. weak red glaze exterior, stipe interior rim, buff fabric

n° 5: 1 echinus bowl frag. weak red glaze interior / exterior, orange-buff fabric

n° 6: 1 base frag. fine red glaze, pale orange fabric.

+ 900g. coarse ware body frag.

Jebel Khalid Excavation Trench 4.

Weather: sunny, breeze.

Workers: see JLD's book.

6:25 am. Start. Continuing work of yesterday, particularly along the south wall, hoping to reach the floor today. moving earth / rubble from along the north bank.

7:30 am. Have reached a layer of a rather clayey soil, with streaks in it, near south wall. It seems to slope up somewhat - is it fill in the foundation trench? Broken pot frags found between ④ and ⑤.

11:00 am: ⑤ has a harder "floor" below it → this will be ⑥. The slight signs of burning in the corner (= south-east corner), but these do not really seem extensive enough to constitute a hearth.

12:10. : Excavating ⑥ (hand packed section) which may be just above bedrock

Pottery (no. ref to drawing n°)

Ancopolis Tr. 4 [1] [3] 12/6/88

- N°1: 1 coarse ware rim frag, 1 large ridge under rim, pinkish-luff fabric.
- N°2: 1 coarse ware base frag, pinkish-luff fabric.
- N°3: 1 very coarse ware base frag, very hard brown-luff fabric.
- N°4: 1 coarse ware plate rim frag, orange-luff fabric.
- N°5: 1 coarse ware body frag, incised pattern, zig-zag & tadpoles separated by 3 horizontal grooves, orange-luff fabric, luff slip interior??

Also (not drawn): 1 semi-coarse ware body frag, incised pattern, zig-zag and tadpoles see, stripe of weak red glaze, pale orange-luff fabric.

1 semi-coarse ware body frag, weak brown glaze, orange-luff fabric.

1 small frag (body) fine red glaze, pale orange fabric.

+ 1.35kg. coarseware body sherds

Ancop. Tr. 4 [1] [4] [3] pieces of a pot of [1] [4] 120688, which fit together - 150g. body sherds, amphora? pinkish luff fabric, signs of burning in interior.

Ancop. Tr. 4 [1] [6] 12/6/88
100g. coarse ware body sherds

Ancop. Tr. 4 [1] [4] [2] 12/6/88
150g. coarse ware body sherds - many pieces seem to be from the same pot; also 1 fine red glaze rim frag, pale yellow fabric.

Jebel Khalid Ancopolis Trench 4 cont'd.

1-05 Pinct.

T. 4.1.3 88.307 Ant. iii
recorded as coin found in soil/trumble in north of trench.
(see back of book).

Ancop. Tr. 4 [1] [4] Bag 2 12/6/88
lucerna of coarse ware body sherds, all from 1 spot, (amphora?) with signs of burning. Bag 2 also includes [1] [4] [2] (several pieces of pot found in 1 spot) and [1] [4] [2] (pieces which may be from the above pot) and [1] [4] [3] (pieces from the above pot which all fit together)

Ancop. Tr. 4 [1] [4] [1] several pieces of pot of bag 2 [1] [4] found in one spot; 650g.

for [1] [4] Bag 1 see back of book

Pottery (nos ref. to drawing nos)
Group Tr 4 [1] (7) 130688

Nº 1: 1 coarse ware rim frag, orange-luff fabric

Nº 2: 1 " " base " " "

Nº 3: 1 " " echinus bowl rim frag, weak brown/black glaze interior / exterior, luff fabric

Nº 4: 1 coarse ware body frag, incised vertical grooves, brown-luff fabric

Also not drawn: 1 coarse ware body frag, weak red glaze interior, weak red/black exterior, brown fabric

: 1 coarse ware body frag, weak red glaze exterior, weak red/black interior

: 1 fine red glaze body frag, orange fabric

+ 500 g coarse ware body frags

Group Tr 4 [1] (6) 130688

1 coarse ware rim frag:  signs of burning? pinkish-luff fabric

+ 150g coarse ware body sherds

Jebel Khalid Acropolis Trench 4

Workers - see Gil's book

Weather - sunny, strong wind

6.25 am: Start. Still excavating hard (6) which is (hopefully) on bedrock + foundation trench. Clearing trench first thing this morning for photographs in good light.

I aim today to get down to the bedrock / foundation trench along the south wall at least and hopefully along the west wall also. There may be a wall along the north bank, but I think this is unlikely, and the stones here are more likely to be rubble only. Apart from narrow sections along the south + west banks and a small section along the north, the rest of the trench has not been excavated to any great depth and it may be more useful to take out the bank between trenches 2 + 4 in order to see the relationship between the wall of colonnade

7.30 am: Cleared + photographs taken; starting work from east along south wall + from south along west wall. (6) does not appear to

Pottery (Nos ref to drawing nos)

Strap. To 4 \square ③ 130688

N^o 1: 1 coarse ware base frag, orange-buff fabric

N^o 2: ~~1 coarse ware base frag, orange-buff fabric~~

Also: 3 other coarseware base frags, not drawn, 2 brown-buff, 1 orange buff

N^o 2: 1 coarse large eckinus bowl rim frag, buff fabric

Also 2 semi coarse " " frags (not drawn):

a) weak red glaze interior, brown/black exterior, orange buff fabric.

b) weak black glaze interior/exterior, buff fabric

N^o 3: 1 coarse ware rim frag, large ridge under rim, orange fabric.

N^o 4: 1 fine red glaze bowl rim frag, slight flange at rim, groove lower down, pale orange fabric

N^o 5: 1 coarse ware plate rim frag, weak red glaze interior, orange-buff fabric

N^o 6: 1 coarse ware handle frag, pinkish-buff fabric.

Also (not drawn): 2 coarse ware plate rim frags,

a) grey buff, signs of burning?

b) gritty pinkish-buff.

1 very battered large coarseware rim, orange-buff fabric.

1 " " medium " " frag, grey-brown fabric.

+ 2: 5 kg coarseware body frags.

26

130688

Jebel Khalid Acropolis Trench 4 cont'd.

go any deeper, but instead the soil becomes full of chips - some sort of underfill to bring the floor level up to that of the smooth bedrock floor of level's Trench? This chippy level = ⑦.

The stratigraphy seems somewhat different along the west wall: ③ seems to continue deeper than along the south wall, without the harder-packed lower levels. There is also more small tumble here than along the south wall.

9.45 am: I have reached the bedrock along the south wall. There seems to be a foundation trench here, which will be left unexcavated until the bedrock is cleared. Foundation trench = ⑧.

Relatively little pottery has come from ⑦ (ie just above the bedrock) if the bedrock was the floor, especially in comparison to the larger amounts found yesterday in higher level packed soil. This may imply that the bedrock was not the floor here, but a floor was built up on it.

11.00 am: Bedrock is irregular and is higher in the west end than the east, thus ⑦ appears a deliberate fill to create a level floor. There does appear to be a very small, shallow

22000

Jebel Khalid Memphis Trench 4 cont'd

of any objects but noticed the red limestone wall of
the trench - some sort of structure to which the floor
level of the trench is level of the wall - level of floor
level of wall = level of floor = level of wall = level of floor

The stratigraphic column is somewhat different along the
trench - some of the layers are not present here - some
of the layers are not present here - some of the layers are
not present here - some of the layers are not present here

1:20 pm - I have reached the bottom of the trench - the wall
is level - some of the layers are not present here - some
of the layers are not present here - some of the layers are
not present here - some of the layers are not present here

1:30 pm - The pottery is very fine - some of the pieces
are very fine - some of the pieces are very fine - some
of the pieces are very fine - some of the pieces are very
fine - some of the pieces are very fine - some of the pieces
are very fine - some of the pieces are very fine

1:40 pm - Back to the surface - some of the pottery
is very fine - some of the pieces are very fine - some
of the pieces are very fine - some of the pieces are very
fine - some of the pieces are very fine - some of the pieces
are very fine - some of the pieces are very fine

130688 cont'd

Jebel Khalid Memphis Trench 4 cont'd

foundation trench which disappears further west (= 8)
no pottery or objects were found in it.

1:05 pm - finished.

Pottery (no ref to drawing no)
Group 4 140688 ① ③ - ⑦ from East Vault.

- no 1: 1 coarse ware base frag, pinkish-orange fabric
no 2: 1 unfinished coarse ware base frag, "purple" on bottom, orange-buff fabric.
no 3: 1 coarse ware base frag, orange-brown fabric
no 4: 1 battered coarse ware base frag, orange-brown fabric
~~no 4~~ Also (not drawn) 1 very battered coarse ware base fragment (small), orange-buff fabric.
no 5: 1 coarse ware frag, very gritty pinkish-grey fabric, evidence of handle

+ 1.15 kg coarse ware body sherds, including some very thick red coarse frags - roof tiles? pitcher frags?
Also frags with evidence of burning

Group 4 140688 ① ③

- no 1: 1 coarse ware base frag, unfinished with spiral base, buff fabric
no 2: 1 plain coarse ware rim frag, weak red glaze, stripe pinkish-buff fabric, made hole in it.
no 3: 1 coarse ware rim frag, 1 ridge under rim, buff fabric
no 4: 1 echinus bowl rim frag, weak red glaze stripe rim exterior & interior.
no 5: 1 rim frag - shallow dish? weak brown glaze interior & exterior, weak black stripe rim, orange cream fabric
no 6: 1 flat rim frag - plate? brown-grey fabric P-70

140688

Jebel Khalid Memphis trench four.

Workers: see Gill's book.

Weather: hot, very strong wind.

6:20 am. Start. Cleared down to bedrock along south wall, including very slight foundation bench. Now starting to peel back stratum ③ up the bench from south to north.

Also working along north wall still, more tumble here. Large block at highest position in south wall at this stage appears to rest on blocks at each of its ends but has earth and tumble directly underneath it - has a block moved or been moved, or is this deliberate packing?

9:30 am: Work extremely slow, not helped by the fact that I am helping Bryce measure the other benches.

10:00 am: Small figurine fragment found. Terracotta seems to be a bent arm, showing

Aug Tr 4 [1] ③ cont'd 140688

N^o 7: 1 handle frag, 2 'horns', weak black glaze, grey-orange fabric

N^o 8: 1 coarse ware body sherd, heavily incised starting grooves between parallel horizontal lines, pinkish-luff fabric

N^o 9: 1 coarse ware handle (?) frag, cream fabric

Also not drawn: 2 small eburne bowl rim frags, 1 with weak red glaze interior/exterior, orange-luff fabric, 1 with weak brown/black glaze, luff fabric

Also: 1 battered rim frag, plate?, weak black glaze, orange-luff fabric

1 small body sherd, weak red glaze interior/exterior, orange-luff fabric.

1 small body sherd, double of weak red glaze, pale orange fabric

+ 1 coarse ware body frag.

140688 cont'd

Jebel Khalid Argolis Trench 4 cont'd

the top of the arm and elbows, with drapery.

11:00 am. Still stepping back station ③ at few other interesting finds, including a small fragment of glass + a bead.

1:00 pm Finish. Work continued as above

- Pottery (no. ref to drawing no.)
- Aug Tr 4 [1] [3] 150688. BAG 1
- N^o 1: 1 coarseware base frag, orange-luff fabric.
- N^o 2: 1 coarseware " " " "
- Also: 8 other similar fragments, not drawn. (2 joins)
- : 3 pinkish-luff
 - : 2 orange-luff
 - : 2 (joining) grey brown, signs of burning in interior
 - : 1 grey fabric, weak red glaze exterior
- N^o 3: 1 amphora stopper, coarseware, grey fabric.
- N^o 4: 1 rim frag, coarseware, pale orange fabric.
- Also 2 other similar frags (too battered to draw), luff fabric, & cream fabric
- N^o 5: 1 coarseware rim frag, luff fabric
- N^o 6: 1 coarseware rim frag, plate? weak/red black glaze exterior, orange-luff fabric.
- Also 2 other rim plate frags, orange/luff fabric.
- N^o 7: 1 echeuis bowl rim frag, light weight burnished grey ware.
- N^o 8: 1 very coarse handle frag, brown-orange fabric
- Also (not drawn) 1 body frag with evidence of handle, pale brown-grey fabric
- Also (not drawn) 2 small, battered base frags:
- 1 pinkish orange fabric, nipple bottom centre.
 - 1 orange fabric, from very small bottle?
- Also (not drawn):
- 1 coarseware body frag (large) pale orange-luff fabric, weak red glaze strips.

P.T.O

150688

Jebel Khalid Acropolis trench 4.

Weather: hot, windy

Workers: see Gil's book


6:15 am: Start. Continuing on from yesterday in stripping back stratum three working from south to north.

: Still working along west wall difficult work because is more tumble here - also there does not seem to be the same sort of strata, eg harder packed layers. Instead, ③ seems to continue all the way down to bedrock.

8:00 am: I have noticed one of the larger worked blocks which had to be moved from its original position but which is still in the trench appears to have a drafted face - flat drafting as opposed to angled, drafting, is this:



not this



Pottery cont'd.

Jk Asep. Tr 4 1 3 150688 cont'd BAg 1

- 1 body frag, fine black glaze, orange fabric
- 1 coarse ware body frag, weak red glaze interior, orange-buff fabric
- 1 body frag, weak brown/black glaze interior/exterior, fine pale orange fabric
- 1 semi-coarse ware body frag (from near base?), weak brown/black glaze interior/exterior, rouletted pattern interior, pale orange fabric

+ 4.25 kg coarse ware body sherds, incl. 1 small corner frag. of a worked block which got in by mistake.

Asep. Tr 4 1 3 Bag 2 150688.

- N° 1: 1 coarse ware rim frag (also ^{10cm} similar one - same thing) large, orange-buff fabric
 - N° 2: " " " " signs of burning? orange-buff fabric
 - N° 3: 1 plain coarse ware rim frag, orange-buff fabric, also 3 other similar frags - from same pot? - 2 of which have small made holes. Amphora?
 - N° 4: 1 coarse ware body sherd, 2 parallel horizontal grooves, pinkish-buff fabric
 - N° 5: 1 coarse ware body frag, from shoulder from of small vessel? incised zigzags. orange-buff fabric
- Also (not drawn): 1 lattered coarse ware rim frag, flat top with one groove, orange-buff fabric
- 1 rim frag, plain, coarse ware, orange-buff fabric →

Jebel Khalid Memphis Trench Four cont'd.

10.00 am: have decided to work around some large tumble approximately in the centre of the trench rather than moving it & stepping back 3 completely. Hopefully we will finish 3 today and move on to 4.

11.00 am: Down to bedrock at north end of west wall. Under some tumble here were a large number of potsherds, which may have come from 1 or more pots sitting on the bedrock floor, which were smashed by falling tumble.

1.05 pm: finish. Still stepping back 3.

Asep. Tr 4 1 3 Bag 2. cont'd 150688

- 1 coarse ware body frag, weak red glaze interior + stripe exterior
 - 1 coarse ware body frag, weak red glaze stripe exterior, pinkish orange fabric
- + ~~some~~ coarse ware pot sherds, many of which seem to be from same vessel - all found together under tumble on bedrock north-west corner of trench

Pottery (no ref. to drawing no.)

Aspects 4 [1] ④ 11/6/55

N° 1: 1 coarse ware plate rim frag, 1 groove along rim, buff fabric.

N° 2: 2 echeinus bowl rim frags, unglazed, coarse ware, buff fabric with faint red.

Also: not drawn: 2 echeinus bowl rim frags, darkish red glaze interior/exterior, 1 rust-colored fabric, 1 brown-buff.

N° 3: 1 flaring coarse ware rim frag, very gritty pinkish-orange fabric.

N° 4: 1 unglazed handle frag, semi-coarse ware, remains weak red glaze? pale orange fabric.

N° 5: 1 small handle frag, semi-coarse ware, weak red glaze interior/exterior with weak black vertical stripe exterior, semi-coarse ware, pale orange fabric.

N° 6: 1 coarse ware body frag, incised zigzags between parallel horizontal grooves, buff fabric.

+ 1 frag - base? - coarse ware, black/red glaze on exterior, brown-buff fabric.

+ coarse ware body frags incl. pieces with signs of burning which seem to come from the same pot, possibly an amphora.

Jalid Khalid Anupolis Trench 24. 160688

Workers - see Jalid's trench.

Weather - warm, breezy.

6:15 am - start - finish stripping back station ③ as far north as tumble will allow.

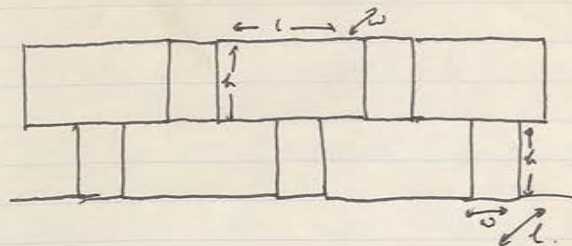
7:00 am - start stripping back station ④ again as far north as ~~start~~ tumble will allow. Also clearing out west wall section down to bedrock. ~~Season~~

11:00 am - measured blocks etc - very slow work!

12:00 pm - finish. Trench incomplete, but I feel that the most important sections have been done, namely the walls.

Amygdia Trench 4; Wall structure:

Header and stretchers arrangement:



- stretchers : length ≈ 1.06 m.
- : height $\approx 59-60$ cm.
- : width ≈ 35 cm.

- header : length - hard to tell because in course $\approx 2 \times w$ of stretchers?
- : height ≈ 59 cm
- : width $\approx 33 \frac{1}{2}$ cm

In the south-west corner, the header π on the bottom course protrudes somewhat, presumably for reinforcement at this point

Handwritten notes at the top of page 43, including the word "structure" and "dimensions".



Handwritten notes below the diagram, including "width = 27m" and "height = 1.00m".

Handwritten notes below the diagram, including "length = 27m" and "width = 27m".

Handwritten notes at the bottom of page 43, including "to be built over the water" and "for purposes of the pond".

Faded handwritten notes on page 44, including various measurements and descriptions, such as "width = 27m" and "height = 1.00m".

Angkor Wat trench sample list.

- Angkor Tr 4 [1] (3) 080688 - small, scattered charcoal fragments.
- Angkor Tr 4 [1] (3) 080689 - " " "
- Angkor Tr 4 [1] (3) 110688 - " " "
- Angkor Tr 4 [1] (4) 120688 - " " "
- Angkor Tr 4 [1] (5) 126688 - burnt patch of soil (very small) with reddish (baked clay?) soil around it, few pieces of charcoal associated with it. Could be a hearth, if so, extremely small.
- Angkor Tr 4 [1] (3) 130688 - small scattered charcoal fragments.
- Angkor Tr 4 [1] (3) 140688 - small, scattered charcoal fragments.
- Angkor Tr 4 [1] (3) 150688 - small, scattered charcoal fragments.

Pottery (no's ref to drawing no's)
 Angkor Tr 4 [1] (4) 120688 Bag 1.

- N° 1: 1 coarse ware base frag, buff fabric.
- N° 2: 1 fine red glaze base, slightly misfired? pale orange fabric.
- N° 3: 1 coarse ware base frag, brown-buff fabric.
- N° 4: 1 " " rim " (2 joining pieces, it broke), greenish-buff fabric, large ridge under rim.
- N° 5: 1 coarse ware plate rim frag, 1 groove along rim, buff fabric.
- N° 6: 1 flaring coarseware rim frag, pinkish-buff fabric.
- N° 7: 1 fine brown glaze echinus bowl frag, buff fabric.
- N° 8: 1 rough coarse ware handle frag, buff fabric.
- Also (not drawn)
- : 2 coarse ware rims, 1 reddish brown fabric, 1 orange-buff
 - : 1 fine red glaze body sherd, pale orange fabric
 - : 1 body sherd with evidence of handle, pinkish-orange fabric.
- + g coarse ware body sherds

Ancient Trench Four Bone List

- Ancop. 070688 [1] (3)
- Ancop. 080688 [1] (3)
- Ancop. 090688 [1] (3)
- Ancop. 110688 [1] (3)
- Ancop. 110688 [1] (4)
- Ancop. 120688 [1] (4)
- Ancop. 130688 [1] (6)
- Ancop. 130688 [1] (3)
- Ancop. 140688 [1] (3)
- Ancop. 150688 [1] (3)

Ancient Trench Four Roof Tile list cont'd

Nº 27 : 090688 [1] (3)

010688	010688	010688
020688	020688	020688
030688	030688	030688
040688	040688	040688
050688	050688	050688
060688	060688	060688
070688	070688	070688
080688	080688	080688
090688	090688	090688
100688	100688	100688
110688	110688	110688
120688	120688	120688
130688	130688	130688
140688	140688	140688
150688	150688	150688
160688	160688	160688
170688	170688	170688
180688	180688	180688
190688	190688	190688
200688	200688	200688
210688	210688	210688
220688	220688	220688
230688	230688	230688
240688	240688	240688
250688	250688	250688
260688	260688	260688
270688	270688	270688
280688	280688	280688
290688	290688	290688
300688	300688	300688
310688	310688	310688
320688	320688	320688
330688	330688	330688
340688	340688	340688
350688	350688	350688
360688	360688	360688
370688	370688	370688
380688	380688	380688
390688	390688	390688
400688	400688	400688
410688	410688	410688
420688	420688	420688
430688	430688	430688
440688	440688	440688
450688	450688	450688
460688	460688	460688
470688	470688	470688
480688	480688	480688
490688	490688	490688
500688	500688	500688
510688	510688	510688
520688	520688	520688
530688	530688	530688
540688	540688	540688
550688	550688	550688
560688	560688	560688
570688	570688	570688
580688	580688	580688
590688	590688	590688
600688	600688	600688
610688	610688	610688
620688	620688	620688
630688	630688	630688
640688	640688	640688
650688	650688	650688
660688	660688	660688
670688	670688	670688
680688	680688	680688
690688	690688	690688
700688	700688	700688
710688	710688	710688
720688	720688	720688
730688	730688	730688
740688	740688	740688
750688	750688	750688
760688	760688	760688
770688	770688	770688
780688	780688	780688
790688	790688	790688
800688	800688	800688
810688	810688	810688
820688	820688	820688
830688	830688	830688
840688	840688	840688
850688	850688	850688
860688	860688	860688
870688	870688	870688
880688	880688	880688
890688	890688	890688
900688	900688	900688
910688	910688	910688
920688	920688	920688
930688	930688	930688
940688	940688	940688
950688	950688	950688
960688	960688	960688
970688	970688	970688
980688	980688	980688
990688	990688	990688
1000688	1000688	1000688

Arquedis Trench Four, Roof Tile list.

- N° 1 : 060688 1 2 near north east corner,
- N° 2 : 060688 1 2 approx. 1m. along east bank
- N° 3 : 060688 1 2 approx. 1.5m. along east bank.
- N° 4 : 060688 1 2 approx 1m from east bank, 2m from north.
- N° 5 : 060688 1 3 approx. 3m from north bank, 1m. east.
- N° 6 : 070688 1 3 approx. 2m from north bank, 2m from east.
- N° 7 : 070688 1 3 approx. mid. of trench
- N° 8 : 070688 1 3 approx. 1m. along west bank.
- N° 9 : 070688 1 3 approx 1m from north bank, 1m from west
- N° 10 : 070688 1 3 approx 2m from north bank, 1m. from east
- * N° 11 : 070688 1 3
- N° 12 : 070688 1 3
- N° 13 : 070688 1 3
- N° 14 : 070688 1 3
- N° 15 : 070688 1 3
- N° 16 : 070688 1 3
- N° 17 : 070688 1 3
- N° 18 : 080688 1 3
- N° 19 : 080688 1 3
- N° 20 : 080688 1 3
- N° 21 : 080688 1 3
- N° 22 : 090688 1 3
- N° 23 : 090688 1 3
- N° 24 : 090688 1 3
- N° 25 : 090688 1 3
- N° 26 : 090688 1 3

* I have decided there is no point recording location also ceased numbering.

Angades Trench Four. Shell list:

- 050688: Acrop. Tr 4, RUBBER DIRT REFUSE, complete shell, 2 halves
 060688: Acrop. Tr 4, ① & ②, complete shell, 2 halves
~~070688: Acrop. Tr 4, ① ③, small piece of metal - copper?~~
~~070688: Acrop. Tr 4, ① ③, stamped red glaze body fragment.~~

Jebel Khalid Angades Trench Four Artefact List cont'd.

- Acrop. Tr 4 ① ④ frag. painted plaster 110688
 Acrop. Tr 4 ① ③ 120688. coin - found in soil/tumble? }
 in north of trench }
 Acrop. Tr 4 ① ④ 120688. frag. painted plaster
 Acrop. Tr 4 ① ⑥ 130688. frag. burnt figurine?
 Acrop. Tr 4 ① ⑦ 130688. small pieces metal? BAG-1
 " " " " metal. BAG-2
 Acrop. Tr 4 ① ⑦ 130688. frag. of glass.
 Acrop. Tr 4 ① ③ 130688. frag. painted plaster
 Acrop. Tr 4 ① ③ 140688. frag. painted plaster
 Acrop. Tr 4 ① ③ 140688. glass
 Acrop. Tr 4 ① ③ 140688. bead.
 Acrop. Tr 4 ① ③ 140688. metal.
 * Acrop. Tr 4 ① ③ 140688: frag. fine red glaze plate,
 mended with a metal pin
 Acrop. Tr 4 ① ③ 150688: low weight / spindle wheel.
 Acrop. Tr 4 ① ③ 150688: frag. plaster
 Acrop. Tr 4 ① ③ 150688: broken nails incl. nail head.
 Acrop. Tr 4 ① ④ 160688: plaster fragment.

* Also. Acrop. Tr 4 ① ③ fragment of broken figurine -
 seems to be an arm / elbow with drapery.

Angolis Trench 4, Artifact list

- 080688: Acrop. ROBBER PIT REFUSE - small fragment brown glass ("Roman brown"?)
- 070688: Acrop Tr 4 ① ③ small white stone, galena?, worker thinks its part of jewelry
- 070688: Acrop. Tr 4 ① ③ small piece of metal - copper? bronze?
- 070688: Acrop. Tr 4 ① ③ small stamped redglaze body fragment
- 070688: Acrop. Tr 4 ① ③ broken nails (3 frags)
- 070688: Acrop. Tr 4 ① ③ tessera? metal?? (disc?)
- 070688: Acrop. Tr 4 ① ③ small frag red painted plaster.
- 080688: Acrop. Tr 4 ① ③ small frag plain plaster
- 080688: Acrop. Tr 4 ① ③ small frag black painted (!) plaster also 2 small red frags. painted plaster
- 080688: Acrop. Tr 4 ① ③ two small pieces of metal (?)
- 090688: Acrop. Tr 4 ① ③ two very small pieces red painted plaster, found very near west wall, near south west corner - + also other larger pieces found in same area - all same color, $\frac{1}{2}$ pinkish-red
- 090688: Acrop. Tr 4 ① ③ broken nail.
- 090688: Acrop. Tr 4 ① ③ fragment of light blue painted plaster + plain plaster.
- 110688: Acrop. Tr 4 ① ③ unusual roof tile - diagnostic
- 110688: Acrop. Tr 4 ① ③ metal object - too fine & wrong sort of lead for a nail?
- 110688: Acrop. Tr 4 ① ③ frag. of painted plaster.

Jebel Khalid Angolis Trench 4 Pottery list cont'd.

- Acrop. Tr 4 ① ⑤ 120688 ✓
- Acrop. Tr 4 ① ⑥ 120688 ✓
- Acrop. Tr 4 ① ⑥ 130688 ✓
- Acrop. Tr 4 ① ⑦ 130688 ✓
- Acrop. Tr 4 ① ③ 130688 ✓
- Acrop. Tr 4 ① ③ 140688 ✓
- Acrop. Tr 4 ① ③ - ⑦ 140688 (cleaning east bank (at south end)) ✓
- Acrop. Tr 4 ① ③ 150688 ✓ x2 ✓
- Acrop. Tr 4 ① ④ 160688 ✓

Acropolis Trench 4, Pottery list.

050688 Acrop. ROBBER PIT REFUSE. ✓

060688 Acrop Tr 4 [1] [2]
Acrop Tr 4 [1] [3] ✓

070688 Acrop. Tr 4 [1] [3] ✓

080688 Acrop. Tr 4 [1] [3] ✓

090688. Acrop. Tr 4 [1] [3] BAG 1. ✓
Acrop. Tr 4 [1] [3] BAG 2. ✓

110688. Acrop. Tr 4 [1] [3] ✓
Acrop. Tr 4 [1] [4] ✓

120688. Acrop. Tr 4 [1] [4] BAG 1. ✓

Acrop. Tr 4 [1] [3] ✓

Acrop. Tr 4 [1] [4] BAG 2: this includes

✓ pieces which appear to come from a pot
smashed by falling rubble. Contents:

✓ Acrop. Tr. 4 [1] [4] Δ - several pieces found
in one spot

✓ Acrop. Tr 4 [1] [4] Δ - not certain if part
of same pot.

✓ Acrop. Tr 4 [1] [4] Δ - pieces found in one
spot which all fit
together

Soil sample list Anapolis Trench 2

- 010688 : Acrop [1] (9) under & behind some tumble, in approx. the middle of the trench. Dark, rich brown, possibly due to some organic matter, but does not seem fibrous enough to be wood?
- 020688 : Acrop [1] (8), in tumble near "floor" in north half of trench, approx. in center just behind pavement, a few very small scattered pieces of charcoal - not enough to be of any significance. The first piece was touched by a worker, and was discarded. The others were bagged together, but regrettably no foil was available, and so the samples may be contaminated by the plastic bag.
- 020688 : Anop [1] (8), found near "floor" level of building just north of pavement. Very coarse crumbly reddish material, possibly iron from a masonry clamp?
- 040688 : Acrop [1] (8) : few small pieces charcoal, found at floor level in northern half trench - not enough to signify anything?
- 050688 : Anop [1] (8) : few small pieces of charcoal - as for the above.

Soil list Anapolis Trench 2

- 010688 : Acrop Tr 2 [1] (8)
- 020688 : Acrop Tr 2 [1] (8)
- 040688 : Acrop. Tr 2 [1] (8)
- 160688 : Acrop. Tr 2 [1] (8) from under lion-headed water spout after removal of stone.

Interfacial list Acropolis Trench 2

- Acrop. Tr 2 [1] (6) 310588 SHELL. (complete, 2 halves)
 Acrop. Tr 2 [1] (8) 010688 SHELL. (complete, spiral)
 Acrop. Tr 2 [1] (8) 020688 COIN.
 Acrop. Tr 2 [1] (8) 020688 FRAGMENT RED PAINTED PLASTER. x2.
 Acrop. Tr 2 [1] (8) 020688 SHELL (complete, 2 halves)
 Acrop. Tr 2 [1] (8) 020688 SMALL FRAG PLAIN PLASTER.

also frag black plaster clogged with this - found debris level (8),
 = 1 m from east bank, 2m from north bank.

- Acrop. Tr 2 [1] (10) ~~RED FRAG.~~ 040688 SMALL FRAG. BLACK PAINTED PLASTER.
 Acrop. Tr 2 [1] (8) 040688 NAIL.
 Acrop. Tr 2 [1] (8) 040688 BRONZE PIN HEAD? (bit above floor level.)
 Acrop. Tr 2 [1] (8) 040688 ~~FRAG.~~ FRAGS. RED PAINTED PLASTER.
 Acrop. Tr 2 [1] (8) 040688 1 SHELL (COMPLETE, 2 HALVES)
 Acrop. Tr 2 [1] (8) 060688 Small piece of shell (?) roughly round, polished, under water spout
 Acrop. Tr 2 [1] (8) 060688 Small frag. black painted plaster, ~~under~~ under water spout.

fragments of worked black list Trench 2 see cont'd
 (too many for locations to be recorded)

fragments of worked blocks list Trench 2

- N^o 1 : 1 ③, middle of northern half of trench
 N^o 2 : 1 ③, near north-east corner of trench
 N^o 3 : 1 ③ ?
 N^o 4 : 1 ③ ?
 N^o 5 : 1 ④ middle of east half of trench
 N^o 6 : 1 ④ ≈ 1m from west baulk, 1.5m from north baulk
 N^o 7 : 1 ⑤ : central area of trench
 N^o 8 : 1 ⑤ : very close to west baulk, ≈ 1/2 way along
 N^o 9 : 1 ⑤ } central area of trench.
 N^o 10 : 1 ⑤ }
 N^o 11 : 1 ⑤ : near south-east corner of trench
 N^o 12 : 1 ⑤ : near south-east ^{east} corner of trench ^{column}
 N^o 13 : 1 ⑤ : near south-east corner trench, ^{column} ^{fluting}
 N^o 14 : 1 ⑤ : ~~~~~
 N^o 15 : 1 ⑤ : 1 m from south baulk, 2m from east baulk
 N^o 16 : 1 ⑥ : 1.5m " " " " " "
 N^o 17 : 1 ⑥ : ≈ 1.5m from south baulk, close to east ^{or fluting} baulk
 N^o 18 : 1 ⑧ : ≈ 2m from north, 1.5m from west baulk
 N^o 19 : 1 ⑧ : near west baulk, near north-west corner
 N^o 20 : 1 ⑧ : near east baulk, ≈ 1.5m from south baulk
 N^o 21 : 1 ⑧ : ≈ 1m from south baulk, 2m from west baulk
 N^o 22 : 1 ⑧ : ≈ same location as N^o 21.
 N^o 23 : 1 ⑧ : }
 N^o 24 : 1 ⑧ : } both from ≈ 1m from north baulk, 1m from west baulk

*some of these are debris, and may need to be "checked"

- Roof Tile list Trench Two cont'd.
 Nos. 20-32 : debris level ⑧, in amongst rubble in northern half of the trench.
 N^o 33 : debris level ⑧, south-west corner.
 N^o 34 : debris level ⑧, near floor level among rubble in northern half of trench.
 Nos 35-36 - debris level ⑧, south-west corner.

Roof Tile list. Trench 2.

- 300588 : N° 1 : debris level ②, south half of trench, ≈
1m from south baulk, 1.5m from east baulk.
- 310588 : N° 2 : debris level ③, south half of trench,
≈ 1m from east baulk, 1m from south baulk.
- 010688 : N° 3 : debris level ③, south half of trench, about
half way along eastern baulk.
- * 010688 : N° 4 : debris level ③, south half of trench, about
half way along eastern baulk.
- 010688 : N° 5 : debris level ③, south-east corner of trench
- 010688 : N° 6
N° 7
N° 8 } : debris level ③, south west corner of trench.
- 020688 : N° 9 : debris level ③, on "pavement", approx. centre of
trench. (bagged)
- 020688 : N° 10 : debris level ③, south-west corner of trench.
- 020688 : N° 11 : debris level ③, approx. centre of trench.
- 020688 : N° 12.
N° 13 } : debris level ③, north-west corner of trench.
- 020688 : N° 14 : debris level ③ ^{south} north-west corner of trench.
- 020688 : N° 15 : } ≈ 2m from north baulk, 1m from east baulk.
- N° 16 : }
- 020688 : N° 17 : approx. same place as 15 + 16
- 040688 : N° 18 : approx. 2m from east baulk, 1m from north, ③
- ⁰⁴ 040688 : N° 19 : approx 2m from " " , 0.5m from south ③

P.T.O

* N° 4 - unusual shape - possibly from crest of roof?
- N° 4 will be bagged and taken off the site

Pottery list cont'd. Trench 2.

- 020688 : Acrop ① ③ coarseware. Also 1 frag (very
✓ small) of black glaze, bagged separately because
found near "floor" of building
- 040688 : Acrop ① ③ ✓
Acrop ① ③ - from area marked off by pavement
in south east corner - possibly many pieces
from one pot?
- 050688 : Acrop. ① ③ ✓
- 060688 : Acrop. ① ③, from under lin-headed water spout ✓
- ¹⁶ 060688 : Acrop. ① ③ from under lin-headed water
spout after removal of the stone ✓

Pottery List. Trench 2

290588: ACROP 1 ① ✓

300588: ACROP 1 ①
ACROP 1 ②
ACROP 1 ③ ✓

305588: ACROP 1 ④ ✓
ACROP 1 ⑤ ✓
ACROP 1 ⑥
ACROP 1 ⑧ ✓

010688: ACROP 1 ⑧ BAG 1. ✓

✓ ACROP 1 ⑧ BAG 2: no of shreds found in small area, is very near east levels, \approx 2m along - many seem to be from the same pot? (near "pavement" level)

✓ ACROP 1 ⑧ BAG 3: no of shreds found in a small area, is in south east corner of trench, on soil which is \approx 1/2 m at "pavement" level.

✓ ACROP 1 ⑧ from southern half of trench, just below pavement level. I didn't mean "Tanqueria" to go this far today, but she hacked through before I could stop her.

✓ ACROP 1 ⑧ BAG 4: from just above the "pavement" near the centre of the trench - appear to be from one pot.